

PRICE 10 CENTS

GV 877  
S 734  
M H

SPALDING  
OFFICIAL  
1894  
BASE BALL  
GUIDE.



# Wright & Ditson

## LAJOIE BATS

PAT. APPLIED FOR

Cut shows how to hold bats  
Nos. 1, 2 and 4

When  
order-  
ing a  
Lajoie  
Bat by  
mail state  
length, and  
if light, me-  
dium or heavy  
weight desired

Regular style,  
without shoulder;  
tape handle. **\$1.25**  
Each, . . .

The Lajoie Bats are made  
in four styles of the best  
models, and of the best ash.

No. 1. 33½ in. Shoulder 3 in.  
from end

No. 2. 34 in. Shoulder 3 in.  
from end.

No. 3. 35 in. Shoulder 5 in.  
from end.

No. 4. 35 in. Shoulder 1½ in. from  
end.

No. 5. Regular Style, taped; without  
shoulder.

Made under the personal super-  
vision of Napoleon Lajoie,  
whose success as a batter lies  
in the fact that he grasps the  
bat well up on the handle,  
which gives him perfect  
control. The Lajoie Bat  
enables a player to meet  
the ball more accur-  
ately, and the special  
shoulder gives a per-  
fect balance and a  
better grip, thus  
ensuring more  
confidence,  
which means a  
better average  
and a higher  
salary.

**\$1.25**

any  
style

How to  
hold Bat  
No. 3

SEND FOR CATALOGUE

**Wright & Ditson,**  
344 Washington Street, Boston, Mass.

---

# Arthur F. Duffey

**The Fastest  
Sprinter  
in the World,**

uses and endorses

## **Spalding's Indoor and Outdoor Running Shoes**

For over a quarter of a century A. G. Spalding & Bros. have made the running shoes for America's leading sprinters, base ball and foot ball players. To the base ball player nothing is so important as a pair of shoes that are light, good fitting and serviceable, for he has to be well shod if he desires to excel on the ball field. That is why nearly all the ball players use the Spalding Shoes.

---



---

**No. O. Spalding's Patented Running Shoe. Pair, \$5.00**

Other Running Shoes at \$4.00, \$3.50, \$3.00

---

### **A. G. SPALDING & BROS.**

New York  
St. Louis  
Denver

Chicago  
Boston  
Minneapolis

Philadelphia  
Buffalo  
Kansas City  
London, England

San Francisco  
Baltimore  
Montreal, Can.



# BASE BALL GUIDE

AND

OFFICIAL LEAGUE BOOK FOR 1895.

---

A COMPLETE HAND BOOK OF THE NATIONAL GAME  
OF BASE BALL,

CONTAINING THE  
FULL OFFICIAL LEAGUE RECORDS  
FOR 1894,

TOGETHER WITH

THE NEW CODE OF PLAYING RULES AS REVISED BY THE  
COMMITTEE OF RULES.

ATTACHED TO WHICH ARE EXPLANATORY NOTES, GIVING A  
CORRECT INTERPRETATION OF THE NEW RULES.

---

A PROMINENT FEATURE OF THE  
GUIDE FOR 1895

IS THE NEW CHAMPIONSHIP RECORD; ADDED TO WHICH ARE  
THE COMPLETE PITCHING RECORDS OF 1894 AND  
SPECIAL CHAPTERS ON THE BATTING,  
FIELDING AND BASE RUNNING

OF 1894,

TOGETHER WITH

INTERESTING RECORDS OF THE MOST NOTEWORTHY CONTESTS, INCIDENTS  
AND OCCURRENCES OF THE EVENTFUL SEASON OF 1894, OCCUR-  
RING IN THE COLLEGE ARENA AS WELL AS IN  
THAT OF THE PROFESSIONAL CLUBS.

---

EDITED BY

HENRY CHADWICK.

---

PUBLISHED BY

AMERICAN SPORTS PUBLISHING COMPANY,  
241 Broadway, New York City.

---

Entered according to Act of Congress, in the year 1895, by American Sports  
Publishing Company, in the office of the Librarian of Congress at Washington

# PUBLISHERS' NOTICE.

---

The official handbook of America's national game—SPALDING'S BASE BALL GUIDE—which was first issued in 1876, has grown in size, importance and popular favor year by year, until it has become the great standard statistical and reference annual of the game throughout the base ball world; and it is now recognized as the established base ball manual of the entire professional fraternity, as well as the authorized *Guide Book* of the great National League, which is the controlling governmental organization of the professional clubs of the United States.

The *Guide of 1895* not only records the doings of the twelve clubs of the National League for the past season, with all the official statistics, but it gives space to the championship campaigns of 1894, not only of the Minor Professional Leagues of the country, but also of those of the College clubs and of the leading organizations of the amateur class—the majority class of the entire base ball world—and in this respect the *Guide* has no equal, the book of 1895 being exceptionally full of the most interesting chapters of the leading events of the diamond fields of the past year, and for the first time contains many fine half-tone illustrations of all the leading clubs and players, making it the largest and most complete *Guide* ever issued.

Copies of the *Guide* will be mailed to any address upon receipt of twelve cents each. Trade orders supplied through the News Companies, or direct from the Publishers,

**American Sports Publishing Company,**

**241 Broadway, New York.**

The *Guide*, as hitherto, is issued under the entire editorial control of the veteran writer on sports, Mr. Henry Chadwick, popularly known as "The Father of Base Ball."

The great size of the *Guide* precludes the possibility of including the game record of the League campaign, as also other records of League legislation, etc., and these will be found in the "Official League Book," which contains only official League matter, as furnished by Secretary Young, including the League Constitution in full.

# PREFACE.

---

SPALDING'S BASE BALL GUIDE for 1895 is the twentieth annual edition of the work issued under the auspices of the National League. It is also the fifteenth annual edition published under the editorship of Mr. Henry Chadwick, he having first entered upon his editorial duties on the GUIDE in 1881. Moreover, it is the fourth annual edition issued under the government of the existing major League, which League was the result of the reconstruction measures adopted during the winter of 1891-92; and this latest issue of SPALDING'S LEAGUE GUIDE, in several respects, if not in all, surpasses all of its predecessors. New features are presented in its pages this year which are of special interest; the most noteworthy being the new record of every game played in the League championship series—won, lost or drawn—from April 19 to September 30, 1894, inclusive; the names of the opposing pitchers in each game; being a record never before published in any base ball manual, this alone making the GUIDE of 1895 a model book of reference for the whole base ball fraternity. Added to this are not only the full statistics of the League season of 1894, but also special articles on the latest scientific points of play developed in the professional arena; together with editorial comments on the leading events of the past season—now regarded as one of the interesting features of the book—and the scores of the model games of 1894, etc. A new chapter is "The Reference Guide," devoted to statistics valuable as references. In addition to which is the new code of rules which went into effect in April, 1895, and the editorial explanatory appendix, revised by President Young of the League; the whole making the GUIDE the model base ball manual of the period, the book being of special value, alike to the amateur class of the base ball fraternity, as to the class of professional exemplars of the game.

AMERICAN SPORTS PUBLISHING COMPANY,

241 BROADWAY, NEW YORK CITY.

---

WASHINGTON, D. C., March, 1895.

By authority vested in me, I do hereby certify that Messrs. A. G. Spalding & Bros. have been granted the *exclusive* right to publish the "OFFICIAL LEAGUE BOOK" for 1895.

N. E. YOUNG,

Secretary of the National League and American Association of Professional Base Ball Clubs,

## INTRODUCTION.

---

The decade of the nineties in League history bids fair to surpass, in exciting events, that of every preceding series of years known in the annals of professional base ball. The decade in question began with the players' revolt in 1890 and was followed up by the secession of the old American Association, a fatal movement, which ended in the death of that organization in the winter of 1891-92; the reorganization of the National League resulting in the absorption of the best half of the old Association clubs and the beginning of the experiment of governing the whole professional fraternity by one *major League* instead of by a dual government as before; this one powerful League being itself controlled by the laws of the "*National Agreement*." The cost of the amalgamation of the four American Association clubs with the National League, together with the financial losses incurred by the revolutionary period of 1890 and 1891—losses, by the way, which the players did not participate in, the clubs alone being the sufferers—left a heavy burden of debt to handicap the reconstructed National League in its efforts to recover the public confidence in professional ball playing lost by the malcontents of 1890 and 1891. But, nevertheless, the seasons of 1892 and 1893 saw the heavy indebtedness removed from the League's shoulders; and in 1894 the flourishing financial times of 1888 and 1889 were, in a measure, renewed, and for the first time since the Brotherhood revolt of 1890, the professional base ball business in 1894 became a paying investment.

It will scarcely be believed that, in the face of the financial losses incurred during the revolutionary period of 1890 and 1891, that the closing part of the season of 1894 saw another attempt made to renew the troubles of 1891, by an effort made to resuscitate the defunct American Association under the banner of "*Death to the League's reserve rule*," together with that of a joint attempt made to revive the old Brotherhood plan of rival League clubs in the larger base ball cities of the Union. This revolutionary effort, made by one of the promoters of the revolt of 1890, aided by two dismissed managers and a disgruntled star player itching for notoriety at any cost, led the magnates of the National League to adopt repressive measures

calculated to put an end to any future revolutionary efforts of the kind, by severely punishing any League club manager or player who should prove recreant in fealty to the laws of the National Agreement, or who should join in any attempt to organize any base ball association opposed to the reserve rule, which rule over ten years' experience had proved to be the fundamental law and corner-stone of the professional base ball business. Without such a repressive law it was evident that the League would be subject to periodical attempts on the part of unscrupulous managers or players to war upon the reserve rule for blackmail purposes. The necessity for some such law was made evident by the recent efforts made to organize a new American Association on the basis of not only warring upon the reserve rule but of trespassing on the territorial rights of existing League clubs.

### **The League Manifesto of 1894.**

The finale to the annual meeting of 1894 was the issuing of a manifesto by the National League, which was called forth by an effort at treachery in the League ranks which required prompt action for its repression. This manifesto was issued without regard to efforts to organize a new American Association, any opposition of the kind to the National Agreement clubs, with the major League at its head, being looked upon as futile, owing to the character of the men alleged to be at the head of the movement; the main incentive of the League magnates being to publicly announce what the penalty of treachery to National Agreement interests would be in the future. The manifesto in question was the work of a special committee appointed by the National League at its annual meeting in November, 1894, which consisted of Messrs. Chas. H. Byrne, H. R. Von der Horst, James A. Hart and John T. Brush.

The following is the statement drawn up by the committee, and referred to the National Board for adoption :

#### **TO THE NATIONAL BOARD OF PROFESSIONAL BASE BALL ASSOCIATIONS:**

From the year 1876, when base ball was established in this country on a substantial and responsible basis by the disbandment of the so-called National Association of Professional Base Ball Clubs and the organization of the National League of Professional Base Ball Clubs, down to the present time, the duty has been imposed upon some body or organization to uphold and enforce the objects for which base ball was established, to wit

First—To perpetuate base ball as the national game of the United States, and to surround it with such safeguards as to warrant for the future absolute public confidence in its integrity and methods.

Second—To protect and promote the mutual interests of professional base ball clubs and professional base ball players.

The National League formed in 1876 found a difficult task before it in

undertaking to carry out the objects above referred to. Interest in base ball was at low ebb. Gamblers were in possession. The game was without discipline, organization or legitimate control. The sport was conducted with dishonest methods and for dishonest purposes, and had neither the respect nor confidence of the press or public. Heroic methods were absolutely necessary. At a meeting of the National League, held in Cleveland December 5, 1877, the League directors unanimously ratified the action of the Louisville club in expelling from the professional ranks James A. Devlin, W. H. Craver, A. H. Nichols and G. W. Hall "for conduct in contravention of the object of the League."

These men had been charged with and convicted of wilfully selling a game of base ball. At first the action of the League in taking such an extreme course was strongly denounced. The League, however, foresaw that any condonation of fraud or crookedness meant death to the national game and remained firm in its position. Public opinion soon turned, and to-day it is universally conceded that the course then taken did more to establish the honesty and integrity of base ball than any action taken or legislation since enacted. From that day to this no charge of crookedness or dishonesty has been made against a professional ball player. Repeated attempts have been made to reinstate these men or those of them now living, but their expulsion was final and irrevocable.

That the League was earnest in its efforts to purify the game was further demonstrated by its action taken at a special meeting held at the Russell House, Detroit, Mich., on June 24, 1882, when Richard Higham, a League umpire, was, upon charges preferred by the Detroit club, expelled for "crooked" work as an umpire. From that day to this no such charge has ever been made against an official umpire. The rapid increase in the compensation of ball players soon opened up another avenue of trouble for the League, which needed and received prompt attention. This was flagrant and open dissipation in the ranks at home and abroad. While this was confined comparatively to a few men, the innocent suffered largely from it, and the National League was brought into disrepute. Heroic measures were again adopted, and several players were indefinitely suspended, with excellent effect. It is safe to say that to-day there is less dissipation and drunkenness in the ranks of professional ball players in proportion to their number than in any other organized or unorganized body in this country identified with outdoor sports.

The success achieved by the National League in its efforts to develop base ball as the national game became apparent in its rapid growth in popular favor, and the establishment of clubs and associations throughout the various States. It became evident soon that something must be done to foster and protect the rights and interests of these various bodies, and "that there was a recognized need of some central power in base ball to govern all associations, by an equitable code of general laws, to put the game on a prosperous and lasting basis."

To accomplish this purpose a meeting was held in the Fifth Avenue Hotel, New York, February 17, 1883, at which delegates were present representing the National League, the American Association and the Northwestern League. At that meeting the so-called Tripartite Agreement was drawn up and agreed to, which substantially was an offensive and defensive alliance, embodying a mutual respect of all contracts and other obligations, and all rights of the parties to the agreement to territorial rights, players under contract or held under reserve.

The adoption of this tripartite agreement opened a new era in base ball, and it was so readily recognized as being a step in the line of progress that when the committee which drew up the agreement was called together in New York city in October, 1883, they decided to call the instrument they had framed the National Agreement of Professional Base Ball Clubs, the purpose being to open the door to all clubs, leagues and associations desiring to live under the conditions, rules and regulations of the agreement. Immediately several leagues and associations applied for the protection assured them, and



readily pledged themselves to abide by the requirements designated in the agreement.

The action of the committee in framing the new national agreement was subsequently ratified by the signatures of the Presidents of the parties thereto, viz.:

The National League of Professional Base Ball Clubs, A. G. Mills, President, November 22, 1883.

The American Association of Base Ball Clubs, H. D. McKnight, President, December 13, 1883.

The Northwestern League of Professional Base Ball Clubs, Elias Mather, President, January 10, 1884.

The Eastern League of Professional Base Ball Clubs, William C. Sedden, President, February 19, 1884.

The fundamental principle of the national agreement as originally drawn, and which is now in operation, is a respect for territorial rights. This, in fact, is the corner stone of the structure.

It contemplates and provides for the organization of cities into leagues or associations, with one club, and one only, in each city, and a contest between the respective cities for championship honors. The interest which base ball arouses in any city is based absolutely on local pride. The essence of value to a championship is entirely to the city to which the victorious club belongs.

Experience has demonstrated that whenever and wherever territorial rights have been invaded and rival clubs established, the element of local pride is absent and interest in both destroyed. It is this which makes a respect for territorial rights a principle which we must uphold.

It is true, nevertheless, and we so declare that we will gladly welcome and shall encourage the formation of leagues and associations who desire to operate under the national agreement, and consent to abide by the fundamental principles of that document.

Reference has been made above to the difficulties and the obstacles which at times have presented themselves and which have been by severe but just methods removed.

To-day the future of base ball is confronted by a new condition, a condition which in every particular is as harmful and in many respects far more dangerous than open dishonesty or flagrant dissipation. That is, treachery within the lines. To-day, and for months past we have had men identified with professional base ball who for years have been the beneficiaries of the game, have received liberal compensation for the work they have done, earned their livelihood entirely and absolutely from the opportunities afforded them by clubs and organizations operating under the national agreement, and we find and now know that these men, during this time, have persistently been identifying themselves with schemes and combinations the objects and sole purposes of which are to weaken and perhaps destroy the splendid fabric of our national game, which it has taken years of effort, anxiety and large outlay of capital to construct.

To-day we have the confidence of the public and the press of the country in the methods and the integrity of base ball in larger measure than at any prior period in the history of our national game. It devolves upon us to continue to deserve and retain this confidence. We must endeavor to do it.

The interests of clubs and professional ball players are identical. One cannot succeed without the other. Success means mutual benefit. The moment any suspicion attaches to base ball, public confidence lost or even chilled, the occupation of the ball player is gone. We must all stand or fall together. There is no middle ground. We stand by the fundamental law, our national agreement, which guarantees protection to players as well as to clubs, or we destroy it. One road leads to the perpetuation of the national game, the other to its decline. There should be no place, no standing room in base ball for any anarchistic element which never aids in building up but is ever ready to destroy.

The time has come when some action should be taken to place this element without the pale of our ranks.

The National Board, operating under the national agreement, was created to protect and guard the interests of all players, clubs and associations identified with the agreement. Any attempt to encroach upon that, to nullify or affect any of its provisions, is of direct and material concern to all alike.

The obligations of contracts, the right of reserve, and the territorial rights of clubs, associations and leagues must be upheld, and shall be, at any cost.

It is a matter of public rumor and is also a fact which has come to our knowledge that men identified with clubs, members of the national agreement, have been co-operating in the formation of clubs or organizations whose purpose is to conflict with the national agreement. In view of this knowledge, the National League and American Association of Professional Clubs in convention assembled respectfully suggests to and requests the National Board to declare A. C. Buckenberger, William Barnie and Fred Pfeffer ineligible to be employed either as manager or player or in any capacity whatever, by any club or organization operating under the national agreement, and they be forthwith suspended. Such suspension to remain in force until such time as they or either of them can satisfy the National Board that they have in no way been engaged directly or indirectly in the organization of any club, league or association formed or to be formed in conflict with the principles of the national agreement. And in the event of their failure to relieve themselves from this suspension within such time as your Board may direct, they shall be expelled and forever debarred from any connection with clubs or organizations identified with the National Agreement of Professional Base Ball Clubs.

We furthermore request that your Board take like action in the case of any player, manager, umpire or club official who in the future identifies himself with a similar movement.

C. H. BYRNE,  
J. T. BRUSH,  
JAMES A. HART,  
H. R. VON DER HORST,  
N. E. YOUNG.

The above address was submitted to the National League at its annual meeting, fully discussed and unanimously adopted.

Appended is the decision of the National Board :

TO ALL NATIONAL AGREEMENT CLUBS, LEAGUES AND ASSOCIATIONS:

At a meeting of the National Board of Professional Base Ball Clubs, held in New York city November 16, 1894, a communication was received from the National League and American Association of Professional Base Ball Clubs, in convention assembled, requesting this Board to take action in the case of certain individuals heretofore identified with clubs operating under the national agreement who have been charged with treachery to their employers and the organizations with which they have been identified. The request, so presented, was supplemented by an appeal from the executive officers of the Eastern League of Base Ball Clubs and the Western League of Base Ball Clubs to take such action as was proper to protect said leagues in the rights assured them under the national agreement.

After mature consideration, and governed absolutely by a desire to comply with the letter and spirit of the requests made to this Board, and having reasonable and substantial evidence upon which to base our action.

This Board has decided to announce, and it does declare that A. C. Buckenberger, William Barnie and Fred Pfeffer are ineligible to be employed either as manager, player or in any other capacity by any club or organization identified with the national agreement, and said persons are hereby declared suspended.

This Board further declares that such suspension shall remain in force up to and including December 31, 1894, and in the event of the failure of the above named persons, or either of them, on or before the above named date, to show to this Board that he or they have been in no manner, directly or in-

directly, engaged in any attempt to promote the organization of clubs, leagues or associations antagonistic to the national agreement, they shall be expelled and forever debarred from any connection with clubs or organized bodies operating under the national agreement.

N. E. YOUNG,  
A. H. SODEN,  
C. H. BYRNE.

The foregoing action was partially caused by the following communication :

NEW YORK, November 15, 1894.

TO THE NATIONAL LEAGUE AND AMERICAN ASSOCIATION OF PROFESSIONAL  
BASE BALL CLUBS.

*Gentlemen:* We the representatives of the undersigned leagues, operating under the National Agreement of Professional Base Ball Clubs, respectfully submit the following: Your body is the recognized major base ball organization of the country, and have sole right to elect the National Board and control all bodies identified with the agreement.

It has been made known to us, and we have good and substantial reasons for believing that such knowledge is correct, that a new organization of base ball clubs is contemplated, which, of necessity, must operate without the pale of the national agreement. It appears also that it is the purpose of the new association, if it materializes, to attempt to take from our respective organizations and clubs players now held by us under the right of reservation accorded us by the national agreement. We therefore request that you, as a body, take some action to protect us, so far as possible, against all outside organizations. We trust you will give this immediate attention, and we await your action.

Respectfully,

B. B. JOHNSON, Sec. Western League, P. B. B. C.  
P. T. POWERS, Pres. Eastern League.

### **The Base Ball Season of 1894.**

To professional base ball, as governed by the existing National League, is mainly due the great popularity our national game has achieved within the past twenty years. Of course the amateur class of the fraternity greatly outnumber the professionals; but the game could never have reached its present point of excellence in field work but for the time and attention the professional clubs were enabled to devote to its thorough development from the year of Harry Wright's famous "Red Stocking" nine of Cincinnati, in 1869, to the existing period of model professional ball playing. In the first place, the amateur clubs could never have given the game the time and labor required for its evolution which the professional clubs were enabled to do; and, moreover, not one club in a thousand could have spared the money required to fit up and keep in serviceable condition such finely equipped ball grounds as those now owned by the leading professional clubs of the National League. To these facts, too, are to be added the statement that to the National League's government of the professional class of the fraternity is due the lasting credit of sustaining the integrity of play in the game up to the highest standard; so much so, indeed, that it has reached the point of surpassing, in this most important

respect, every other sport in vogue in which professional exemplars are employed. Take it for all in all, no season since the inauguration of the National League in 1876, has approached that of 1894 in the number of clubs which took part in the season's games, both in the amateur as well as the professional arena; and certainly no previous season ever saw the professional clubs of the country so well patronized as they were in 1894. Moreover, it was the most brilliant and successful season in every respect known in the annals of the college clubs of the country. In fact, there was but one drawback to the creditable success of the entire championship campaigns of 1894, and that was the unwonted degree of "hoodlumism" which disgraced the season in the professional arena, and this, we regret to say, was painfully conspicuous among the players of the National League clubs, this organization having been noted, prior to its absorption of the old American Association element in its ranks in 1892, for the reputable character of its annual struggles for championship honors. One result of the rowdy ball playing indulged in by a minority of each club team in the League was a decided falling off in the attendance of the best class of patrons of the professional clubs.

Much of the "*Hoodlumism*"—a technical term applicable to the use of *blackguard language*; *low cunning tricks*, unworthy of manly players; *brutal assaults* on umpire and players; that nuisance of our ball fields, "kicking," and the dishonorable methods comprised in the term "*dirty ball playing*"—indulged in in 1894 was largely due to the advocacy of the method of the so-called "*aggressive policy*," which countenanced rowdy ball playing as part and parcel of the work in winning games. The most energetic, lively and exciting method of playing a game of ball can mark a professional club contest without its being disgraced by a single act of rowdyism—such as that of spiking or wilfully colliding with a base runner; bellowing like a wild bull at the pitcher, as in the so-called coaching of 1893 and 1894; or that of "kicking" against the decisions of the umpire to hide faulty captaincy or blundering fielding. Nothing of this "hoodlumism" marked the play of the four-time winners of the League pennant from 1872 to 1875, inclusive, viz., the old, gentlemanly Boston Red Stockings of the early seventies, under the leadership of that most competent of all managers, Harry Wright. Yet, despite of this old time fact, if club managers do not adopt the rough's method of playing the game, as illustrated in the League arena in 1894, advocated by the class of newspaper managers of local clubs, the scribes in question go for the local team officials for not having a team with "plenty of ginger" in their work and for their not being governed by "a hustling

manager." Is it any wonder, under such circumstances, that the League season of 1894 was characterized by "hoodlumism?"

But little advance was made in the way of effective team management in the League in 1894. About a third of the twelve teams of the League only were controlled by competent team managers, while at least another third were wretchedly managed, and the other third were not above the average in management. Two of the old drawbacks to the successful running of teams by professional clubs conspicuous in 1892 and 1893 marked the team management of 1894, viz., the employment of drinking players and the condoning of their costly offenses, and the interference of club presidents and directors in the work of the regular manager of the club team. There is a class of club officials in the League who, for the life of them, cannot keep from interfering with the club's legitimate manager in his running of the team. Some of them have the cool effrontery of stating that "the manager of our team is never interfered with in any way." One costly result of this club official interference is, that needed discipline of the players is out of the question, and in its absence cliqueism in the ranks of the team sets in—one set of players siding with the manager, and another with the real "boss of the team," with the costly penalty of discord in the ranks. It is all nonsense for a club to place a manager in the position with a merely nominal control of the players and then to hold him responsible for the non-success of the team in winning games. Under such a condition of things, the club manager might sign a team of costly star players and yet find himself surpassed in the pennant race by a rival manager, who, with *entire control of his team*, and that team composed of so-called "second-class players" or ambitious "colts," working in thorough harmony together, and "playing for the side" all the time and not for a record, as so many of the star players do, would deservedly carry off the season's honors.

Since the reconstructed National League began its new life, blundering management of teams has characterized the running of a majority of its twelve clubs, and it will continue to do so while the system of engaging players for their records merely and not for their ability in doing team work and in playing harmoniously together, is continued. Especially, too, is the plan of engaging players whose daily habits of life are at war with their ability to do first-class work in the field. Year after year are drinking offenses condoned by the club officials who run the club, and old time drunkards re-engaged for the coming season, while steady, sober players are left out in the cold. Besides this blunder, there is that of engaging half worn out stars in the place of rising young players ambitious of dis-



tinguishing themselves in the League arena. This mistake in team management was as conspicuous in 1894 as it was in 1893.

A feature of the professional base ball season of 1894 was the almost phenomenal success of the clubs—alike of the minor leagues as of the great major league itself—in battling against the serious drawback of the “hard times” of the year, which prevailed throughout the entire season. Experience shows that in the sports in vogue which have innate attractions for public patronage in times of great financial difficulties in the commercial centres of the union, the national game stands conspicuous; and the past season in this respect presented a most notable record, no such crowds of spectators ever having been seen at the leading contests of the season as in 1894.

Another feature of the past season was the interest taken in the college club contests of the spring and early summer campaign, the leading club teams giving a superior exhibition of team work play in the field to that of 1893. In fact, the national game flourished as a whole throughout the entire country in 1894 as it never had done before in the history of the game.

### **The League Championship Campaign of 1894.**

The struggle for the League's championship pennant in 1894 was the most noteworthy one on record in one particular respect, and that was in the exciting struggle by the three leaders of the first division for the championship, which struggle began on June 20th with the Baltimores first and Boston second, and was continued on that line until New York became one of the trio on July 5th, after which date these three clubs occupied the position of first three in the race to the finish, the other nine clubs not being “in it” after July 5th. In all other respects the race for the pennant of 1894 was far from being up to the standard that should characterize the League's championship season, no less than three of the minor league pennant races being more evenly contested than was that of the great major league. From the following record of the difference in percentage points each season between the leader and tailender it will be seen that in no less than seven of the seasons from 1881 to 1894, inclusive, were the pennant races of past seasons superior in this respect to that of 1894, that of 1891 being the smallest in difference of points on record.

Here is the record in question:

YEARS.	POINTS OF DIFFERENCE.	YEARS.	POINTS OF DIFFERENCE.	YEARS.	POINTS OF DIFFERENCE.
1881.....	277	1886.....	493	1890.....	499
1882.....	441	1887.....	333	1891.....	223
1883.....	570	1888.....	303	1892.....	367
1884.....	400	1889.....	328	1893.....	359
1885.....	442			1894.....	418



Judging by the percentage figures of the twelve clubs, recorded at the end of each month's campaign of the season, the race was a one-sided one almost from the start, the Baltimore and Boston clubs being in the leading positions from the very outset of the race, the remaining ten clubs fighting for third place from April 19th to June 20th, when New York took the lead of the other nine, joining Baltimore and Boston in the struggle for the leading position.

A League pennant race—or that of a minor league, for that matter—to be up to the regulation standard, should at least show a difference in percentage figures varying, on the average, not far from 250 points; a model race, in these figures, not exceeding 200 points. But this standard has not been reached in League records for fifteen years, the best being over 223 points. Then, too, comes the record of the occupancy of the several positions of the two divisions, this, to a certain extent, showing the character of the pennant race of the season. In this regard, an evenly contested race should show a weekly change of position in each division, for one thing, and also a change from first division to second division at least once a month. A model race should see the first three positions changed weekly, the first six places at least fortnightly, and the tail end positions once a month at farthest. But what does the figures of the pennant race of the League for 1894 show? Let us glance at the records of the occupancy of the first and second divisions in last year's pennant race. From the 22d of April to the close of the season, the Baltimore and Boston clubs were never out of the ranks of the first division clubs; nor were the Chicago, Washington and Louisville clubs ever out of those of the second division. This alone was a one-sided condition of affairs in the race. From May 1st to July 17th the Philadelphia and Pittsburgh clubs occupied positions in the first division, and the Cleveland club was in the first division from April 22d to June 27th and from July 17th to the finish, while New York was in the same division from June 29th to the close and Brooklyn from August 27th to the end of the season. On the other hand, Chicago, St. Louis and Cincinnati, together with Washington and Louisville, were practically out of the race from May to September.

The April campaign finished with St. Louis, Cleveland and Boston tied for first place in the race, with Philadelphia, Baltimore and Cincinnati following. Boston and Baltimore's occupancy of fourth and fifth places being the lowest each occupied during the entire season's campaign, while Cincinnati's position, tied for that of first in the race on April 20th, was the highest that club reached from April 19th to September

30th; St. Louis, as tied for first place, together with Louisville on April 20th, was the highest these three clubs reached. Baltimore was the first to reach the leading place in the race, that club being first, with the percentage figures of 1.000, on April 24th; St. Louis occupying the lead on April 28th; Cleveland on May 2d, that club occupying the leading place from that date to May 28th, when Pittsburgh jumped into first place for a short time. Boston occupied the lead for the first time on April 26th. The nearest New York got to the leading position was on April 19th, when the club was tied for first place with Boston, St. Louis and Washington. The highest position the "Phillies" reached in the pennant campaign was second place, which they occupied on May 23d. Brooklyn's highest position was reached on June 22d, when that club occupied third place. Chicago's highest was eighth place, and the only clubs which stood in the last ditch were Chicago, up to May 10th; Washington, from May to August 15th, and afterwards Louisville up to the finish of the season.

For the first time in the annals of the League, but one western club occupied a position in the first division as early in the season as July 2d, when the Pittsburgh club stood fourth in the race, following Baltimore, Boston and Brooklyn, being followed by Philadelphia and New York, Cleveland at that date being in the second division. On July 17th Cleveland replaced Brooklyn in the first division, and remained there to the finish of the race. Pittsburgh was driven into the ranks of the second division on August 21st, and failed to get back again. Baltimore had the pennant virtually in hand in August, and New York drove Boston out of the second place on September 6th, the percentage figures of the three leaders on that day showing Baltimore to be in the van with .676, New York .652, and Boston .646; with the "Phillies" fourth, the Brooklyns fifth and the Clevelands sixth, these relative positions not afterwards being changed. Neither were those of the clubs in the second division at that date, except in the case of the Cincinnati and St. Louis clubs, the team under the Boss Manager, Chris Von der Ahe beating the Brush-Comiskey combination team of Cincinnati out the very last day of the race, greatly to the disgust of the Cincinnati cranks.

A great disappointment to the Louisville cranks, whose pet club started the season with a picked team of star players, containing three ex-captains of League teams, in Pfeffer, D. Richardson and Tom Brown—was the sad falling off of that club from the position of being tied for first place with Baltimore and Boston in April, to a permanent place in the last ditch in August, a result which relieved Manager Schmelz considerably,

as up to August 22d Washington had occupied the tail end position in the race from July 9th to August 23d. Similar bad management of a club team had retired Pittsburgh from second position, on June 8th, to seventh place, on July 2d, and it was only through a wise change of managers that the club was able to retain the lead in the second division to the end of the campaign.

An incident of the campaign of 1894 was the disastrous start in the race made by the Chicago club, which occupied the tail end position in the race at the close of the April campaign and remained in the last ditch up to May 11th, after which the club gradually passed the Washington, Louisville, Cincinnati and St. Louis teams, finally occupying eighth position the last of September. The pennant race of 1894, as a whole, was a decided failure as far as an evenly contested race was concerned, the only exception in the way of an exciting struggle for the lead being that between the three leaders from July 5th to September 30th, this being the one redeeming feature of the League championship campaign of 1894.

### **The Contests for the Pennant in 1894.**

Not since 1890 has a new candidate for League championship been successful in winning the pennant, but in 1894 another club was added to the list of League pennant winners, the interest in the annual races, of course, being thereby proportionately increased. In 1876, when the League was organized, Chicago was the first city to win League championship honors, and in 1877 Boston entered the arena of pennant winners. Next came Providence in 1879, after which a whole decade of League seasons passed without a new pennant winner being added to the above two, Detroit winning in 1887 for the first time. Next came New York in 1888, followed by Brooklyn in 1890, and now Baltimore has entered the contest arena of champion clubs, that city winning the honors in 1894. During the intervals of this period of nineteen years of League championship campaigns the Boston and Chicago clubs won the majority of pennant races; Boston carrying off the flag during the seasons of 1877, 1878, 1883, 1891, 1892 and 1893, and Chicago winning in 1876, 1880, 1881, 1882, 1885 and 1886, this latter club being the only one to win the pennant in three successive years, from 1876 to 1890 inclusive, the Bostons not being three-time winners until the seasons of 1891, 1892 and 1893. That club, however, is the only one to win the championship in four successive seasons—outside of the League—since the professional championship was inaugurated in 1871, the Bostons afterwards winning in 1872, 1873, 1874 and 1875. There are now

In the League eight clubs out of the twelve which have yet to win a single pennant race, viz., the Philadelphia and Washington clubs of the Eastern divisions, and all six of the Western clubs. There are also but four clubs now in the League which have never reached higher than second position since the League was organized, viz., Louisville, 1877—that club's earned title to first place having been lost by the crookedness of four of its team of that year—Cincinnati in 1878, Philadelphia in 1887 and Pittsburgh in 1893, while there are two clubs now in the League which have never reached higher than third place, viz., St. Louis in 1876, and Cleveland in 1880 and 1893. The only aspirant for a position in League pennant races higher than fourth place at the close of the season now in the League is the Washington club; so there is plenty of room to win honors in 1895 if only in getting in among the six leaders by October next.

### **The Three Leading Clubs in the Pennant Race of 1894.**

It is about time that the record of the championship campaigns of each year should be divided up, in order that the leading minority of the competing teams may be awarded the additional credit due them for obtaining positions of special distinction during each season; beginning, of course, with the winner of the pennant, and followed by the occupants of *second* and *third* positions with the three other clubs of the first division ranking in due order. By thus extending the list of honorary positions in the race an additional incentive for making extra efforts toward the close of the race is given to each one of the twelve clubs of the League at large. Thus, in the early part of the championship campaign, if two or three clubs find themselves hopelessly contending for the pennant itself, there will still be left over those of the other two honorary places in the race, viz., *second* and *third* positions, to compete for; and failing to achieve success to that extent, there will be one or other of the last three places in the *first division* to strive for. This opens the door to win other creditable places in the season's race to be fought for by the six clubs of the second division, instead of their losing heart in the contest, simply because, by the end of the May or June campaign, they are left without a chance of winning the pennant. It would seem to be, from this view of the case, an object of special interest for the League to award a series of honorary prizes to the players of each team attaining one or other of the three leading positions in the race of each year, in the proportion, we will say, of \$3,000 for the first place, \$2,000

for second and \$1,000 for third. In the future the GUIDE will give special prominence, in its statistical records, to the clubs attaining second and third positions in the race, leaving a less detailed record to the other nine clubs entering the campaign for championship honors, this change beginning with the GUIDE of 1895. We now present first in order the complete record of the Baltimore champions of 1894:

### **The Campaigns of the Three Leaders and of the First Division Clubs for 1894.**

An interesting statistical chapter of the GUIDE of 1895 includes the comparative tables of the three leaders in the pennant race of 1894, viz., those of the Baltimore, New York and Boston clubs, the struggle between these three clubs being a decidedly attractive feature of the past season's championship campaign. The season opened on April 19th, and the close of the first day's play saw the Boston and New York clubs tied for first place, with Baltimore tied with four other clubs for second place, only eight of the twelve clubs playing on that day. By the end of the first month's campaign, on April 30th, Boston had dropped to third position, Baltimore to fifth place and New York down to ninth in the race. On May 31st, the close of the second month's campaign, Baltimore led Boston, being then in third position, and Boston in fourth, New York having pulled up to sixth place. On June 2d Baltimore jumped to first place, with Boston fifth and New York seventh. By June 9th the Bostons had got up to second place, but New York was still in the second division, Baltimore, of course, still leading in the race on that date. At the end of the third month of the season's campaign, on June 30th, Baltimore held the lead, with the percentage of victories of .712, with Boston second, having .667 in percentage figures, while New York had got back into the first division again with the figures of .564. On July 5th the "Giants" had worked up to third place, preceded by Baltimore and Boston, each with the percentage figures respectively of .679, .672 and .593, it being a close fight at this time between Baltimore and Boston, while New York was close behind. From July 5th to the finish these three clubs occupied the three leading positions in the race, the others being virtually "not in it," as far as winning the pennant was concerned. This fact alone made the pennant race of 1894 a very one-sided one, as nearly three months of the season's games remained to be played. At the end of the July campaign the record showed Boston in the van, with the percentage figures of .659, to Baltimore's .618 and New York's .613, Boston having taken the lead from Baltimore on July 24th. It was just about this time that



Boston stock on the racing market was above par, it being fully expected at this time that the best the Baltimores would be likely to accomplish would be to retain second place, while New Yorkers were sanguine at this period of the contest that the "Giants" would soon lead Baltimore. The Boston champions retained first position up to July 30th, while New York tried in vain to push Baltimore out of second place. By the close of the August campaign the Baltimores, by a brilliant rally, had replaced Boston in the lead, the record on August 31st showing Baltimore in the van with the percentage figures of .657, followed by Boston with .645, and New York close to the champions with .639. Now came a grand fight for second place on the part of New York, the Bostons, from this time to the finish failing to make the accustomed final rally which their friends had anticipated. On September 6th New York ousted Boston out of second place, at which date Baltimore led with the percentage figures of .676, followed by New York with .652, Boston's figures being .646; the rest of the clubs in the first division at that time being in the five hundreds only in percentage figures. Boston got down to .632 on September 19th, New York being then credited with .667 and Baltimore "'way up" with .692. It was now Baltimore's race and New York was regarded as a fixture for second position, there being a difference in percentage points between Baltimore and Boston of no less than 62 points on September 22d; New York then being behind Baltimore 39 points and ahead of Boston 24 points; in fact, a week before the finish, on September 30th, the positions of the three leaders were fixtures, the only interest left remaining being the struggle between Philadelphia, Brooklyn and Cleveland for fourth place. As before remarked, the chief interest in the September campaign was the expectation on the part of the majority of the patrons of the game that the Bostons would rally towards the finish and that the Baltimores would fall off during the last week or two; instead, however, it was the Boston champions who failed to play up to their old mark, while it was the Baltimores who did the rallying, and in fine style, too, under the leadership of the champion manager of the campaign of 1894.

## **The New Champions of 1894.**

### **THE BALTIMORE CLUB'S CAREER.**

We have the pleasure of greeting a new champion club in the League arena in the GUIDE of 1895, viz., the Baltimore club, and it is therefore a point of interest to give a brief resume of its career from the time it entered the defunct American Association in 1882 to the date of its being taken into the recon-



structed National League in 1892. The Baltimore club's career in the late American Association was one thing; that of its progress since the club was taken into the National League is altogether quite a different matter. From 1882, the year of the organizing of the old American Association, up to the period of its secession from the National Agreement ranks in 1891, the Baltimore club occupied the position of being the occupant of the "last ditch" in the Association's pennant races for no less than four years, viz, in 1882, 1883, 1885 and 1886. In 1884, when twelve clubs were in the Association race of that year, the highest the Baltimore club reached was sixth position. In 1888, 1889 and 1890, the club got no higher than fifth place in the three races of those years; while the nearest it could get to first place during the decade of the eighties was in 1887, when it ended in third place, being led by St. Louis and Cincinnati. During all that period William Barnie was the club's manager. In 1892 he was superseded by Manager Hanlon; and from that date to the close of the past season, the club began to get out of its previous "slough of despond," induced by its repeated failures to win a pennant race.

Here is the club's record while in the American Association, from 1882 to 1890, inclusive, showing the positions occupied in the several pennant races of that period:

YEAR.	POSITION.	NUMBER OF CLUBS IN THE RACE.
1882.....	Sixth (last ditch).....	Six.
1883.....	Eighth ".....	Eight.
1884.....	Sixth ".....	Twelve.
1885.....	Eighth (last ditch).....	Eight.
1886.....	Eighth ".....	Eight.
1887.....	Third.....	Eight.
1888.....	Fifth.....	Eight.
1889.....	Fifth.....	Eight.
1890.....	Fifth.....	Eight.

In 1891 the Cincinnati club was ahead of the Baltimores when the former was transferred to Milwaukee, after which the "Reds" broke badly, and the Baltimores were thus enabled to get into third place. The wretched management of the Association during the year was costly in demoralization to every club in the race. Up to the date of the Cincinnati transfer, that club stood with a percentage of .619, to Baltimore's .526. During the season of 1892 the Baltimore club occupied an experimental position in the race of that year, Manager Hanlon not joining the club in 1892 until too late to get a good team together. They began the campaign of 1893 low down in the race record, but they finally pulled up among the six leaders, beating out Brooklyn in the race by 10 games to 2, as well as St. Louis, Louisville and Cleveland; but they were so badly beaten by Boston—2 games to 10—and by Pittsburgh—1 game to 11—that they finished in eighth place only.

That season's experience enabled Manager Hanlon to prepare for 1894 with a better chance of success than he had had since he took the club in hand, and the effect of the improved management was made apparent before the May campaign of 1894 had ended, his team closing that month one among the three leaders. From that position the club was not afterwards removed, the team first heading the Bostons and finally taking the lead in the race, the New Yorks coming in second, ahead of the previous three-time champion club of Boston.

#### THE BALTIMORE CLUB'S RECORD.

Under the heading of "The Three Leaders in the Race," will be found the record of the monthly campaigns of the Baltimores and the progress made by Hanlon's team from the start to the finish in the race of 1894. We now give the detailed record of the season's campaign of the Baltimores in full.

Here is the record of the club's victories, defeats, games played and drawn, and the percentage of victories made against each individual club, as well as the grand percentage against all of the eleven opposed to the Baltimores:

1894. BALTIMORE VS.	EASTERN CLUBS.						WESTERN CLUBS.							Grand Totals.
	New York.	Boston.	Philadelphia.	Brooklyn.	Washington.	Totals.	Cleveland.	Pittsburgh.	Chicago.	St Louis.	Cincinnati.	Louisville.	Totals.	
Victories...	6	4	6	8	11	35	9	6	9	10	10	10	54	89
Defeats.....	6	8	4	4	1	23	3	4	3	2	2	2	16	39
Games played	12	12	10	12	12	58	12	10	12	12	12	12	70	128
Drawn														
games	0	0	1	0	0	1	0	0	0	0	0	0	0	1
Per cent. of Victories...	.500	.333	.400	.667	.917	.603	.750	.600	.750	.833	.833	.833	.771	.695

It will be seen that the "Orioles," under Hanlon, did the pennant winning business up in style in 1894. Of the six Eastern clubs in the race, they tied the New York "Giants," had the best of the unfinished series with the "Phillies," took the Brooklyns into camp without difficulty, had almost a walkover with the Washingtons, and found the Boston champions the only club that got the best of them in the five series played against their Eastern adversaries, their percentage of victories against the Bostons being only .333, while their figures against the Washingtons were as high as .917. Against their six Western opponents, the Baltimores almost wiped out the St. Louis, Cincinnati and Louisville teams, each of these clubs winning but two games out of the twelve played with the

"Orioles," while the best each of the Cleveland and Chicago teams could do was to win three of the twelve, the Pittsburgh "Pirates" being the only Western team to trouble them, their series with that club being unfinished, with a credit of but four victories to Pittsburgh's six. Only one game was drawn, and that with the "Phillies."

The additional details of the record follows :

BALTIMORE VS.	EASTERN CLUBS.						WESTERN CLUBS.						Grand Totals.	
	New York.	Boston.	Philadelphia.	Brooklyn.	Washington	Totals.	Cleveland	Pittsburgh.	Chicago.	St. Louis	Cincinnati.	Louisville.		Totals.
Series won.....	0	0	0	1	1	2	1	0	1	1	1	1	5	7
Series lost.....	0	1	0	0	0	1	0	0	0	0	0	0	0	1
Series tied.....	1	0	0	0	0	1	0	0	0	0	0	0	0	1
Series unfinished.....	0	0	1	0	0	1	0	1	0	0	0	0	1	2
"Chicago" victories.....	0	0	0	0	1	1	0	0	0	0	0	0	0	1
"Chicago" defeats.....	1	0	0	0	0	1	0	0	0	0	0	1	1	2
Won by 1 run.....	1	0	0	0	1	2	1	0	1	3	2	2	9	11
Lost by 1 run.....	1	1	1	0	0	3	0	1	1	1	1	0	4	7
Single figure victories.....	2	1	2	4	3	12	6	1	2	7	5	7	28	40
Single figure defeats.....	5	3	2	1	0	11	1	3	1	0	1	1	7	18
Double figure victories.....	4	3	4	4	8	23	3	5	8	3	5	2	26	49
Double figure defeats.....	1	5	2	3	1	12	2	1	2	2	1	1	9	21
Home victories.....	5	1	4	5	5	20	6	4	7	8	6	6	37	57
Home defeats.....	1	4	2	2	1	10	1	1	0	1	0	0	3	13
Victories abroad.....	1	2	3	3	6	15	3	2	2	2	4	4	17	32
Defeats abroad.....	5	4	2	2	0	13	2	3	3	1	2	2	13	26

It will be seen that the Baltimores "shut out" but one Eastern team and not a single Western opponent, while they themselves were "Chicagoed" once by each, viz., by New York and Louisville, the tail ender's "shut out" being annoying. Only two of their contests with the Eastern teams were won by a single run, but they won three games against the Eastern teams by one run. They lost seven games by a single run, three of them in the East and four against Western adversaries. No less than forty of their games were won by single figure scores, viz., 12 against Eastern teams and 28 against Western opponents. They lost a total of but 18 single figure games. Their double figure victories were no less than 49, against but 21 double figure defeats. They won 57 home victories against 32 abroad, the defeats being 13 at home to 26 abroad. Take it all in all, the Baltimores did splendid work in the box, the field and at the bat, the only drawback to their creditable season's campaign being too much kicking and rowdy ball playing, in the latter of which McGraw was the principal offender.

## **The Records of the New York and Boston Clubs of 1894.**

The New York club's team entered the campaign of 1894 decidedly handicapped. The club had excellent material at command wherewith to make up a strong team; but the manager had great difficulty at first in getting it into team work condition, he being hampered by the interference of the class of scribe managers of League cities who are very confident of their ability to run a club team better, on paper, than the actual manager can on the field. Then, too, a minority of these journalists seem to delight in getting up sensations which lead to discord in the ranks of a team; as they have their pet players on the teams, as well as those they have a special grudge against; moreover, the directors of the club were at times, in the early part of the season, not in accord with the manager in his methods of selecting players, and in appointing them to special positions. Finally the experience of April and May taught the club officials that if much more of the interference racket was continued, the result would be a permanent place in the second division, inasmuch as on May 24th, the club stood no higher than eighth place, with but little likelihood at that time of getting any higher. By June, however, an improved condition of affairs in running the team was manifested; the scribe managers were ignored, the manager was given more control of the team, and by the close of the June campaign the New York club was in the first division, and by the end of July were among the three leaders, where they remained until the end of the race.

The club was fortunate in being able to make its team unusually strong in its battery players. The very profitable and liberal investment made by Director Wheeler, in the purchase of the release of Meekin and Farrell, was a potent factor in enabling the club to reach the high position it did, both of these model players, in their respective positions, proving to be a great accession to the strength of the club's team. Another valuable acquisition to their team was that noted college player, young Murphy, he proving to be the most valuable utility man in the club, and an equal of Ward in team-work batting. By the closing month of the campaign the team had been trained up to the point of working together in more harmony, besides doing better team-work in their batting than any previous players of the club had ever before exhibited. Moreover, the team, during 1894, manifested greater rallying power at the finish in a game than ever before, they fully equaling the Bostons in this respect; in fact, this past season they excelled the champions in securing the lead in the latter part of a contest, a very important factor in winning pennants.

## THE NEW YORK CLUB'S RECORD.

The record of the club for 1894 giving the victories and defeats scored, with the total of games played, and the percentage of victories against each club is as follows :

NEW YORK vs.	EASTERN CLUBS.						WESTERN CLUBS.							
	Baltimore.	New York.	Boston.	Philadelphia.	Brooklyn.	Washington.	Totals.	Cleveland.	Pittsburgh.	Chicago.	St. Louis.	Cincinnati	Louisville.	Totals.
Victories...	6	..	6	5	7	10	34	9	8	11	7	7	12	54
Defeats....	6	..	6	7	5	2	26	3	4	1	5	5	0	18
Games played	12	..	12	12	12	12	60	12	12	12	12	12	12	72
Per cent. of Victories..	.500		.500	.417	.583	.833	.567	.750	.667	.917	.583	.583	1000	.750

The above record shows that the "Giants" defeated Brooklyn and Washington in the Eastern series of games, and tied with Boston and Baltimore, they losing to the "Phillies" only. Against the Western clubs they won every series, excelling both Baltimore and Boston in this latter respect, as the Baltimores failed to get the best of the Pittsburghs, and the Bostons were tied with the St. Louis. Then, too, the "Giants" excelled the other two leading clubs in shutting out Louisville in no less than thirteen successive games, one game being thrown out. In addition they took Anson's "Colts" into camp in eleven out of twelve games, and defeated the Washingtons in ten games out of the twelve of the series.

The record of the series of games won, lost, tied and unfinished, together with that of the "Chicago" victories and defeats, and the single and double figure games of the New York and Boston clubs is as follows :

NEW YORK vs.	EASTERN CLUBS.						WESTERN CLUBS.						Grand Totals.
	Baltimore.	Boston.	Philadelphia	Brooklyn	Washington.	Totals.	Cleveland.	Pittsburgh.	Chicago.	St. Louis.	Cincinnati.	Louisville.	
Series won.....	0	0	0	1	1	2	1	1	1	1	1	1	6
Series lost.....	0	0	1	0	0	1	0	0	0	0	0	0	1
Series tied.....	1	1	0	0	0	2	0	0	0	0	0	0	2
Series unfinished.....	0	0	0	0	0	0	0	0	0	0	0	0	0
"Chicago" victories..	1	0	0	0	0	1	1	1	1	1	0	0	4
"Chicago" defeats.....	0	2	0	1	0	3	0	0	0	1	0	0	4
Single figure victories.....	5	4	2	3	7	21	7	7	8	5	4	7	38
Single figure defeats.....	2	4	4	2	1	13	1	1	0	3	3	0	12
Double figure victories.....	1	2	3	4	3	13	2	1	3	2	3	5	16
Double figure defeats.....	4	2	3	3	1	13	2	3	1	0	0	0	6



The foregoing table shows that the New York club won eight out of the eleven series, they losing but one—that with Philadelphia—and tying two, one with Baltimore and one with Boston. In "Chicago" games they won five and lost four, and in single figure games they won 59 and lost but 25, while in double figure games they won 29 only and lost but 19.

#### THE BOSTON CLUB'S RECORD.

The Boston club, in 1894, after being League pennant winners three years in succession, was obliged to fall back to third place in the past year's pennant race, after a hard fight for first place in the race from April to September, that club standing in first place on April 26th and also on the 29th of August, they varying their position but little during that period. Hitherto, in the races of 1891, '92 and '93, the Bostons were noted for their rallying powers, not only in the latter part of a game, but especially in the closing month of each season. It will be remembered, that in 1892, though they had to succumb to Cleveland in the last part of the divided campaign of that year, they rallied handsomely and easily won the championship in the world's series of that year. This year, however, they went back on their record badly, in failing to attend to the rallying business in the last month of the campaign, the result being that they not only lost the pennant, but had to submit to being forced into third place in the race. The question as to "why this was thusly" is not easy to answer. It may be said, for one thing, that the loss of the valuable services of the veteran Bennett, was one drawback to their success, and the failure of a majority of their pitchers, another; their only really successful "battery" team being Nichols and Ganzel. Then, too, they lost ground in playing, as well as in popularity, by the kicking and noisy coaching profanities of a minority of their team; that kind of "hustling" in a team having become played out as a winning factor in the game in 1894. It must not be forgotten, however, that the Boston club, in 1894, encountered stronger teams in New York and Baltimore than ever before; moreover, they were troubled considerably by the strong opposition of the St. Louis club's team, the only club to score three straight victories from them during the season. That the club had the material to do better than they did, goes without saying; it was a failure in its running that did the business, chiefly.

Here is the record of the victories, defeats, games played, and percentage of victories against each club for the past season of 1894:



BOSTON vs.		EASTERN CLUBS.						WESTERN CLUBS.						
		Baltimore.	New York.	Boston.	Philadelphia.	Brooklyn.	Washington.	Totals.	Cleveland.	Pittsburgh.	Chicago.	St. Louis.	Cincinnati.	Louisville.
Victories...	8	6	..	6	6	9	35	9	8	7	6	8	10	48
Defeats.....	4	6	..	6	6	3	25	3	4	5	6	4	2	24
Games played	12	12	..	12	12	12	60	12	12	12	12	12	12	72
Per cent. of Victories.	.667	.500	...	.500	.500	.250	.583	.250	.667	.583	.500	.667	.833	.667

The Bostons, in 1894, took the Baltimore and Washington teams into camp without difficulty, but the best they could do against New York, Philadelphia and Brooklyn, was to tie each series. Against the Western clubs, it will be seen, the only club that troubled them was the St. Louis Browns. Four series tied out of the eleven they played was an unusual record for the ex-champions. In victories, they did better against the West than against the East, by 48 victories to 35; in defeats, however, the result was more even, viz., 25 to 24.

The following is the club's record of series won, lost, tied and unfinished, together with the "Chicago" victories and defeats, and the single and double figure victories and defeats scored by the club in 1894:

BOSTON VS.	EASTERN CLUBS						WESTERN CLUBS.							
	Baltimore.	New York.	Philadelphia.	Brooklyn.	Washington.	Totals.	Cleveland.	Pittsburgh.	Chicago.	St. Louis.	Cincinnati.	Louisville.	Totals.	Grand Totals.
Series won .....	1	0	0	0	1	2	1	1	1	0	1	1	5	7
Series lost .....	0	0	0	0	0	0	0	0	0	0	0	0	0	0
Series tied .....	0	1	1	1	0	3	0	0	0	1	0	0	1	4
Series unfinished.....	0	0	0	0	0	0	0	0	0	0	0	0	0	0
" Chicago " victories .....	0	2	0	1	0	3	0	0	0	0	0	0	0	3
" Chicago " defeats.....	0	0	0	0	0	0	0	0	0	0	0	0	0	0
Single figure victories.....	4	4	4	3	0	15	2	2	2	0	3	5	19	34
Single figure defeats.....	1	4	1	3	2	11	1	1	1	5	2	1	11	22
Double figure victories.....	4	2	2	3	9	20	2	1	5	6	5	5	29	49
Double figure defeats.....	3	2	5	3	1	14	2	3	4	1	2	1	13	27

The club won but seven of the eleven series played in 1894, though they did not lose a series, no less than four being tied. In "Chicago" games they won but 3, but did not lose a single game by a "shut out."

By way of comparison, we give below the records of the same three clubs in 1893, when the three leaders in the race were Boston, Pittsburgh and Cleveland, and the three leaders of the Eastern teams were Boston, Philadelphia and New York, the Baltimores that year being eighth only. Singularly enough, all three clubs did better against their Eastern confreres in 1893 than against the Western clubs.

Here are the three club records of 1893.

### RECORDS OF 1893.

BOSTON vs.	EASTERN CLUBS.							WESTERN CLUBS.						
	Boston.	Philadelphia.	New York.	Brooklyn.	Baltimore.	Washington.	Totals.	Pittsburgh.	Cleveland.	Cincinnati.	Chicago.	St. Louis.	Louisville.	Totals.
Victories....	..	8	8	8	10	7	41	4	7	6	8	10	10	45
Defeats.....	..	4	4	4	2	5	19	6	5	6	3	2	2	24
Games played	..	12	12	12	12	12	60	10	12	12	11	12	12	69
Per cent. of Victories..	..	.667	.667	.667	.833	.583	.680	.400	.583	.500	.727	.833	.833	.652
NEW YORK vs.														
Victories....	4	7	..	6	8	7	32	4	6	6	5	8	7	36
Defeats.....	8	5	..	6	4	5	28	8	6	6	7	4	5	36
Games played	12	12	..	12	12	12	60	12	12	12	12	12	12	72
Per cent. of Victories..	.333	.583	..	.500	.667	.583	.533	.333	.500	.500	.417	.667	.417	.500
BALTIMORE vs.														
Victories....	2	5	4	10	..	7	28	1	8	4	5	9	5	32
Defeats.....	10	7	8	2	..	5	32	11	4	8	7	3	5	38
Games played	12	12	12	12		12	60	12	12	12	12	12	10	70
Per cent. of Victories..	.167	.417	.333	.833	..	.583	.467	.083	.667	.333	.417	.750	.560	.475

To show what the new rivals—the New York and Baltimore clubs—did in the two past seasons combined, we give the figures of the double records of 1893 and 1894 :

NEW YORK VS.	EASTERN CLUBS.							WESTERN CLUBS.						
	Baltimore.	New York.	Boston.	Philadelphia.	Brooklyn.	Washington.	Totals.	Cleveland.	Pittsburgh.	Chicago.	St. Louis.	Cincinnati.	Louisville.	Totals.
Victories....	14	..	10	12	13	17	66	15	12	16	13	15	19	90
Defeats.....	10	..	14	12	11	7	54	9	12	8	11	9	5	54
Games played	24	..	24	24	24	24	120	24	24	24	24	24	24	144
Per cent. of Victories..	.383	..	.417	.500	.542	.708	.550	.625	.500	.667	.542	.625	.792	.625
BALTIMORE VS.														
Victories....	..	10	6	11	18	18	63	17	7	14	14	18	15	85
Defeats.....	..	14	18	11	6	6	55	7	15	10	10	5	7	54
Games played	.	24	24	22	24	24	118	24	22	24	24	23	22	139
Per cent. of Victories..	..	.417	.250	.500	.750	.750	.534	.708	.318	.583	.583	.783	.682	.612

In this combined record New York leads Baltimore, the poor season's work of 1893 by the Baltimores more than offsetting the honors they won in 1894.

## The Campaigns of the Other Nine Clubs of 1894.

### THE PHILADELPHIA CLUB'S CAMPAIGN.

At the end of the first day's contests, on April 19th, four clubs were tied for first place as victors, and four others were tied next in order as losers, the third four of the twelve clubs of the League not playing until the 20th of April. At the end of the first week's play in the April campaign the "Phillies" stood fourth in the race, they being headed by Boston, Cleveland and St. Louis, respectively, and followed by Baltimore and Cincinnati, all of which six clubs were in the first division, the Pittsburgh, New York, Louisville, Washington, Brooklyn and Chicago following in order in the second division; the difference in percentage figures between the leader and tail ender being 833 points, as the Chicago team had not then won a single game out of six played, and the Brooklyns but one, while the "Phillies" had won 5 out of 7, they starting off well, Boston, Cleveland and St. Louis having won 5 out of 6 played. By the end of the April campaign the "Phillies" stood in fourth place, being led by St. Louis, Cleveland and Boston, the other first division

clubs being Baltimore and Cincinnati. During the May campaign the "Phillies" fluctuated between fifth place on May 9th up to second position on May 16th, finally finishing the May campaign a poor fifth on May 31st, with Pittsburgh, Cleveland, Baltimore and Boston in advance of them, and New York close at their heels. In June the "Phillies" began to do a little better, and by June 18th, they had pulled up to second place, with Baltimore in the van and Boston close behind the "Quakers." Then once more they fell back in the race, the close of the June campaign seeing them in fifth place, and in the rear of Baltimore, Boston, Brooklyn and Pittsburgh, with New York within a few points of them. During July this "up-hill and down-dale" method of racing was continued until July 23d, when they were driven into the ranks of the second division clubs, they occupying seventh place on that date, the end of the July campaign seeing the team in seventh place, with a percentage of victories of .526, Boston, Baltimore, New York, Cleveland, Brooklyn and Pittsburgh being the six first division clubs. During the August campaign the "Phillies" got back into the first division ranks, and on the 21st of that month were in fourth place, which position they retained to the end of that month's campaign. They tried in vain to get higher, but could not do so, and on the last day of the season they stood a bad fourth, the next club above them leading them by 75 points in percentage figures, and by eleven games.

The following is the Philadelphia club's record of victories and defeats scored, with the total number of games played, and the percentage of victories against each club, and also the record of the series won, lost, tied and unfinished, together with the "Chicago" victories and defeats, and the single and double figure victories and defeats scored by the club during 1894:

#### THE PHILADELPHIA CLUB'S RECORD.

PHILAD'LPHIA vs.	EASTERN CLUBS.						WESTERN CLUBS.						
	Baltimore.	New York.	Boston.	Brooklyn.	Washington.	Totals.	Cleveland.	Pittsburgh.	Chicago.	St. Louis.	Cincinnati.	Louisville.	Totals.
Victories. ....	4	7	6	7	8	32	5	8	5	5	8	8	39
Defeats. ....	6	5	6	5	4	26	7	4	7	7	2	3	30
Played. ....	10	12	12	12	12	58	12	12	12	12	10	11	69
Per cent. of Victories	.400	.583	.500	.583	.667	.552	.417	.667	.417	.417	.800	.727	.565

THE PHILADELPHIA CLUB'S RECORD—*Continued.*

PHILADELPHIA VS.	EASTERN CLUBS						WESTERN CLUBS.						Grand Totals.	
	Baltimore.	New York.	Boston.	Brooklyn.	Washington.	Totals.	Cleveland.	Pittsburgh.	Chicago.	St. Louis.	Cincinnati.	Louisville.		Totals.
Series won.....	0	1	0	1	1	3	0	1	0	0	1	1	3	6
Series lost.....	0	0	0	0	0	0	1	0	1	1	0	0	3	3
Series tied.....	0	0	1	0	0	1	0	0	0	0	0	0	1	1
Series unfinished.....	1	0	0	0	0	1	0	0	0	0	1	1	2	3
" Chicago " victories.....	0	0	0	0	0	0	1	1	0	0	0	1	3	3
" Chicago " defeats.....	0	0	0	0	0	0	0	0	0	0	0	0	0	0
Single figure victories.....	2	4	3	3	3	15	2	3	1	2	3	2	13	28
Single figure defeats.....	2	2	5	5	3	12	2	3	0	2	3	0	10	22
Double figure victories.....	2	3	3	4	5	17	2	5	4	3	6	6	26	43
Double figure defeats.....	4	3	1	0	1	8	5	1	7	4	2	3	22	30

The above table shows that the Philadelphia team in their games with their Eastern opponents had but little difficulty in defeating the Washingtons, besides getting the best of both New York and Brooklyn in the race. But they lost to Baltimore and tied with Boston. With the Western teams they did not do so well, as they only won three out of the six series, they winning easily with Cincinnati by 8 to 2 in won games, while they had but little difficulty with Louisville and Pittsburgh. They lost with Cleveland, Chicago and St. Louis by 5 to 7 each in won games.

## THE BROOKLYN CLUB'S CAMPAIGN.

The Brooklyn club opened the season's campaign on April 19th, and at the close of the first day's play, stood tied with Baltimore, Philadelphia and Pittsburgh for fifth place, they standing as low as eleventh position on April 23d. During the May campaign they made but little headway in the race, as, up to May 22d they had got no higher than seventh place. After that they got into the first division for a few days, but at the end of the May campaign they were tied with New York for sixth place; Pittsburgh, on May 31st, being in the van, with Cleveland and Baltimore second and third, Pittsburgh's percentage figures being .710 at this date; the "Orioles" being followed by Boston and Philadelphia. The Brooklyn's began the June campaign by leading New York and taking up a position in the first division, occupying sixth place, next to Boston, then in fifth position. By June 19th they had reached fourth place.

and they closed their June campaign in third position, Baltimore leading, with Boston second. During the early part of July the Brooklynns fell back to sixth place, and the "Giants" jumped into third position. On July 31st the Brooklynns stood fifth only, and they began falling lower the first week in August, and on the fourth of that month were back in the second division ranks, and after that date "the subsequent proceedings interested them no more," as far as the three leading positions were concerned. They remained in seventh place up to August 21st when they got back into the first division, and on August 31st they were in fifth place. During September there was a close fight between Cleveland and Brooklyn for that position, but finally the Brooklynns retained it at the finish by the percentage figures of .534 to .527, a lead of but seven points. The Brooklyn team made but a poor record against their Eastern team rivals in 1894, but were more successful against the Western clubs. They won but one series in the East, and that was against the tail-end Washingtons, Baltimore, New York and Philadelphia beating them out in the race, while they tied the Bostons. Against the Western clubs they won in three series; tied with two others, and had the series with Cleveland, but they only won four series out of the eleven.

The following tables show the Brooklyn club's record of victories and defeats scored, with the total number of games played and the percentage of victories against each club; also, the record of the series won, lost, tied and unfinished, together with the "Chicago" victories and defeats, and the single and double figure victories and defeats scored by the club during the season of 1894:

THE BROOKLYN CLUB'S RECORD.

BROOKLYN VS.	EASTERN CLUBS.						WESTERN CLUBS.						
	Baltimore.	New York.	Boston.	Philadelphia.	Washington.	Totals.	Cleveland.	Pittsburgh.	Chicago.	St. Louis.	Cincinnati.	Louisville.	Totals.
Victories. ....	4	5	6	5	9	29	6	7	6	8	6	8	41
Defeats .....	8	7	6	7	3	31	5	5	6	4	6	4	30
Played. ....	12	12	12	12	12	60	11	12	12	12	12	12	71
Per cent. of Victories	.333	.417	.500	.452	.750	.483	.545	.583	.500	.667	.500	.667	.577



THE BROOKLYN CLUB'S RECORD—*Continued.*

BROOKLYN VS.	EASTERN CLUBS						WESTERN CLUBS.						Grand Totals.	
	Baltimore.	New York.	Boston.	Philadelphia.	Washington.	Totals.	Cleveland.	Pittsburgh.	Chicago.	St. Louis.	Cincinnati.	Louisville.		Totals.
Series won.....	0	0	0	0	1	1	0	1	0	1	0	1	3	4
Series lost.....	1	1	0	1	0	3	0	0	0	0	0	0	0	3
Series tied.....	0	0	1	0	0	1	0	0	1	0	1	0	2	3
Series unfinished.....	0	0	0	0	0	0	1	0	0	0	0	0	1	1
"Chicago" victories.....	0	1	0	0	0	1	0	0	2	0	0	0	3	3
"Chicago" defeats.....	0	0	1	0	0	1	1	0	0	1	0	0	3	3
Single figure victories.....	1	2	3	5	3	14	4	3	5	3	1	4	20	34
Single figure defeats.....	3	3	4	3	1	14	2	2	2	3	3	1	13	27
Double figure victories.....	3	3	3	0	6	15	2	4	1	5	5	4	21	36
Double figure defeats.....	5	4	2	4	2	17	3	3	4	1	3	3	18	35

## THE CLEVELAND CLUB'S CAMPAIGN.

The Cleveland club did not begin their opening campaign until April 20th, and then in the ranks of the second division; but they soon jumped to the front, and by the end of the April campaign they stood a tie for first place with Boston and St. Louis, with the percentage figures of .750 each. They opened the May campaign by pushing Boston out of first place, and they retained the leading position from May 2d to the 28th, they reaching the high percentage of .867 on May 10th—the highest of the season. On Decoration Day Pittsburgh went to the front, with the percentage of .700 to Cleveland's .692, and they retained that position to the close of the May campaign. During June the Clevelands fell off, and by the 21st of that month they had got down to fifth place in the race, and by the end of the June campaign had been driven into the ranks of the second division, they then occupying seventh place with a percentage of .549; Pittsburgh, on June 30th, being the only Western team in the first division. This fact alone showed a one-sided race up to that date.

The Clevelands did not get back into the first division until July 17th, and after that they never left it. During August they battled well for third place, but could get no higher than fourth position, where they stood up to August 21st, when they began to fall off, and on August 31st they were down to sixth place. This position they were forced to keep all through September up to the finish of the race.

The Cleveland team managed to win two of their series with the Eastern clubs, viz., with Washington and Philadelphia, but

were badly whipped by the three leaders ; they managed, however, to make a close fight of it with their old antagonists of Brooklyn, the latter winning the series by a single game only.

With their Western rivals the Clevelands won every series but one, viz., that with the Pittsburgh club, thereby winning the *championship of the West for 1894*, as Boston did the championship of the East. Then, too, the Clevelands were the only Western club remaining in the first division at the close of the season ; so they had some consolation in the race in excelling their Western rivals, all of whom they beat out in the race, even if they failed to win the pennant or to get among the three leaders in the race. Moreover, they excelled all the Western teams in team work in the field and at the bat, as they did the Brooklyns and Washingtons of the Eastern division.

Here is their record :

### THE CLEVELAND CLUB'S RECORD.

CLEVELAND  vs.	EASTERN CLUBS.							WESTERN CLUBS.					
	Baltimore.	New York.	Boston.	Philadelphia.	Brooklyn.	Washington.	Totals.	Pittsburgh.	Chicago.	St. Louis.	Cincinnati.	Louisville.	Totals.
Victories .....	3	3	3	7	5	8	29	4	10	9	8	8	39
Defeats .....	9	9	9	5	6	4	42	8	2	3	3	3	19
Played .....	12	12	12	12	11	12	71	12	12	12	11	11	58
Per cent. of Victories	.250	.250	.250	.583	.455	.667	.408	.333	.883	.750	.727	.727	.672

CLEVELAND vs.	EASTERN CLUBS.							WESTERN CLUBS.						
	Baltimore.	New York.	Boston.	Philadelphia.	Brooklyn.	Washington.	Totals.	Pittsburgh.	Chicago.	St. Louis.	Cincinnati.	Louisville.	Totals.	Grand Totals.
Series won.....	0	0	0	1	0	1	2	0	1	1	1	1	4	6
Series lost.....	1	1	1	0	0	0	3	1	0	0	0	0	1	4
Series tied.....	0	0	0	0	0	0	0	0	0	0	0	0	0	0
Series unfinished.....	0	0	0	0	1	0	1	0	0	0	1	1	2	3
"Chicago" victories.....	0	0	0	0	1	1	2	0	0	3	1	1	5	7
"Chicago" defeats.....	0	1	0	1	0	0	2	1	0	0	0	0	1	3
Single figure victories.....	1	1	1	2	3	4	12	3	7	7	4	6	27	39
Single figure defeats.....	6	7	2	3	4	4	26	5	1	1	2	1	10	36
Double figure victories.....	2	2	2	5	2	4	17	1	3	2	4	2	12	29
Double figure defeats.....	3	2	7	2	2	0	16	3	1	2	1	2	9	25



A. G. MILLS




N. E. YOUNG




W. A. HULBERT

THE  
Three Presidents




Baltimore Base Ball Club. Champions of 1894.



New York Base Ball Club, '94.





Philadelphia Base Ball Club, '94.

## The Second Division Clubs.

### THE PITTSBURGH CLUB'S CAMPAIGN.

The Pittsburgh club opened the April campaign in the ranks of the second division, the end of the month seeing the team in seventh place, three other Western teams leading them on April 30th. During May they got into the first division, and May 21st they were among the three leaders, with Cleveland and Baltimore first and second in the race. At the end of the May campaign they had rallied well, and had pulled up to first place, with the percentage figures of .710 to Cleveland's .679 and Baltimore's .654, Boston, Philadelphia and New York being the next three. In June, the Pittsburghs fell off in the race, and by the 11th of that month they were down to fifth place, then they pulled up again after touching sixth position, and on June 30th stood fourth, they then being headed by Baltimore, Boston and Brooklyn, with Philadelphia and New York in their rear. In July they fell off badly, and on the 20th of that month they had been driven out of the first division. At the end of the July campaign they stood sixth in the race. They got a step higher the early part of August, but the end of that month's campaign saw the club once more in the ranks of the second division, and they struggled in vain to get out of the company of the six tail-enders, the end of the race seeing the club in seventh place with the percentage figures of .500, Cleveland leading them by 27 points.

The record of the Pittsburgh club for 1894 giving the victories and defeats scored, with the total of games played and the percentage of victories against each club; also, the record of the series of games won, lost, tied and unfinished, together with that of the "Chicago" victories and defeats, and the single and double figure games scored by the club, is as follows:

### THE PITTSBURGH CLUB'S RECORD.

PITTSBURGH vs.	EASTERN CLUBS.							WESTERN CLUBS.					
	Baltimore.	New York.	Boston.	Philadelphia.	Brooklyn.	Washington.	Totals.	Cleveland.	Chicago.	St. Louis.	Cincinnati.	Louisville.	Totals.
Victories .....	4	4	4	4	5	8	29	8	6	6	7	9	36
Defeats .....	6	8	8	8	7	4	41	4	6	6	5	3	24
Played .....	10	12	12	12	12	12	70	12	12	12	12	12	60
Per cent. of													
Victories	.400	.333	.333	.333	.417	.667	.414	.667	.500	.500	.583	.750	.600



not get higher in the race, and they had to be content with eighth position at the end of the season, their poor record including that of being the only club of the twelve which had not, at one time or another, occupied a place in the ranks of the first division clubs. It was the worst season's record known in the history of the Chicago club.

Here is the club record :

## THE CHICAGO CLUB'S RECORD.

CHICAGO vs.	EASTERN CLUBS.							WESTERN CLUBS.					
	Baltimore.	New York.	Boston.	Philadelphia.	Brooklyn.	Washington.	Totals.	Cleveland.	Pittsburgh.	St. Louis.	Cincinnati.	Louisville.	Totals.
Victories .....	3	1	5	7	6	7	29	2	6	6	6	8	28
Defeats .....	9	11	7	5	6	5	43	10	6	6	6	4	32
Played .....	12	12	12	12	12	12	72	12	12	12	12	12	60
Per cent. of Victories	.250	.083	.417	.583	.500	.583	.403	.375	.500	.500	.500	.667	.467

CHICAGO vs.	EASTERN CLUBS.							WESTERN CLUBS.					
	Baltimore.	New York.	Boston.	Philadelphia.	Brooklyn.	Washington.	Totals.	Cleveland.	Pittsburgh.	St. Louis.	Cincinnati.	Louisville.	Totals.
Series won.....	0	0	0	1	0	1	2	0	0	0	0	1	3
Series lost.....	1	1	1	0	0	0	3	1	0	0	0	0	4
Series tied.....	0	0	0	0	1	0	1	1	1	1	1	0	4
Series unfinished.....	0	0	0	0	0	0	0	0	0	0	0	0	0
"Chicago" victories.....	0	0	0	0	0	0	0	0	0	0	0	0	0
"Chicago" defeats.....	0	1	0	0	2	0	3	0	1	0	1	0	5
Single figure victories.....	1	1	1	0	2	1	6	1	2	3	2	6	20
Single figure defeats.....	2	8	2	1	5	4	22	6	3	4	2	3	40
Double figure victories.....	2	1	4	7	4	6	24	1	4	3	4	2	38
Double figure defeats.....	7	3	5	4	1	1	21	4	3	2	4	1	35

The Chicago "Colts" won two series against the Eastern teams, viz., those with the Washingtons and the Philadelphias, and they had a tie series with Brooklyn and a close fight with Boston; but the New Yorks whipped them the worst any club had ever before succeeded in doing in a season's series, as the "Giants" won eleven out of twelve games; the Baltimores, too, had an easy task in winning against the "Colts. Against their Western rivals, however, they lost but one series, viz., that with Cleveland; but they only won one series—that

with Louisville—they tying Pittsburgh, St. Louis and Cincinnati.

#### THE ST. LOUIS CLUB'S CAMPAIGN.

The St. Louis club opened the April campaign among the leaders, and put up their stock to a premium, by ending the month's record tied with Boston and Cleveland for first place, each with a percentage of .750, the club's special rival—Comiskey's Cincinnati "Reds"—ending the April campaign tied with Baltimore for fifth place. After this April spurt in the race, however, the "Browns" began to fall back in their record during May, and by the 7th of that month were down to sixth position, and on May 14th they had to give way to Cincinnati, they then falling back into the second division ranks; and on the 17th of May they were down to ninth place, and then the best they could do during the last week of the May campaign was to end eighth in the race on May 31st. During June they tried to get back into the first division, but they failed to reach higher than seventh position. During July they got lower down in the ranks of the second division, and they ended that month's campaign as low as tenth place, and they were kept there until the very last day of the season, when two victories over the Washingtons, with a tie game between Cincinnati and Cleveland, enabled the "Browns" to win the consolation prize, viz., leading Cincinnati at the finish, by the percentage figures of .424 to .419, the St. Louis team ending in ninth place and the Cincinnati in tenth position.

The record of the St. Louis club for 1894 giving the victories and defeats scored, with the total of games played and the percentage of victories against each club; also, the record of the series of games won, lost, tied and unfinished, together with that of the "Chicago" victories and defeats and the single and double figure victories and defeats scored by the club, is as follows:

#### THE ST. LOUIS CLUB'S RECORD.

ST. LOUIS vs.	EASTERN CLUBS.							WESTERN CLUBS					
	Baltimore.	New York.	Boston.	Philadelphia.	Brooklyn.	Washington.	Totals.	Cleveland.	Pittsburgh.	Chicago.	Cincinnati.	Louisville.	Totals.
Victories.....	2	5	6	7	4	6	30	3	6	6	5	6	26
Defeats.....	10	7	6	5	8	6	42	9	6	6	7	6	34
Played.....	12	12	12	12	12	12	72	12	12	12	12	12	60
Per cent. of Victories	.167	.417	.500	.583	.333	.500	.417	.250	.500	.500	.417	.500	.433



THE ST. LOUIS CLUB'S RECORD—*Continued.*

St. Louis vs.	EASTERN CLUBS.							WESTERN CLUBS					
	Baltimore.	New York.	Boston.	Philadelphia.	Brooklyn.	Washington.	Totals.	Cleveland.	Pittsburgh.	Chicago.	Cincinnati.	Louisville.	Totals.
Series won.....	0	0	0	1	0	0	1	0	0	0	0	0	1
Series lost.....	1	1	0	0	1	0	3	1	0	0	1	0	2
Series tied.....	0	0	1	0	0	1	2	0	1	1	0	1	3
Series unfinished.....	0	0	0	0	0	0	0	0	0	0	0	0	0
"Chicago" victories.....	0	1	0	0	1	0	2	0	0	0	0	0	0
"Chicago" defeats.....	0	1	0	0	0	0	1	3	0	0	1	0	4
Single figure victories.....	0	5	5	3	3	2	18	1	4	4	4	4	17
Single figure defeats.....	7	5	0	2	3	3	20	7	4	3	5	6	25
Double figure victories.....	2	0	1	4	1	4	12	2	2	2	1	2	9
Double figure defeats.....	3	2	6	3	5	3	22	2	2	3	2	0	9
													31

The St. Louis "Browns" did well in winning one of their Eastern series—that with Philadelphia—and tying with Boston and Washington. But the Baltimores gave them a bad whipping, and the Brooklyns and "Phillies" took them into camp easily. Against their Western adversaries, however, they failed to win a single series; but they only lost one—that with Cleveland—as they tied with Pittsburgh, Chicago and Louisville.

## THE CINCINNATI CLUB'S CAMPAIGN.

The Cincinnati club did not begin their opening campaign until April 20th, and during that month's short campaign they occupied third place on April 24th, and retained their position among the leaders to the end of the month. In May, however, they fell back into the ranks of the second division clubs, and remained there until May 16th, when they occupied sixth place in the first division. By the end of that month, however, they had been pushed back to ninth position. There they remained during the whole of the June campaign. During July they improved their position by getting into eighth position, where they stood on July 31st. August's campaign did not improve their standing; on the contrary, they fell back into ninth place, where they stood on August 31st. During September they were almost anchored in that position, but on the very last day of the race they let their old rivals, the "Browns," beat them out, and Comiskey had to finish tenth in the race, and then he said he'd had enough, and he concluded to "go West," where he will remain for 1895.

Here is the Cincinnati club's record:

## THE CINCINNATI CLUB'S RECORD.

CINCINNATI vs.	EASTERN CLUBS.							WESTERN CLUBS					
	Baltimore.	New York.	Boston.	Philadelphia.	Brooklyn.	Washington.	Totals.	Cleveland.	Pittsburgh.	Chicago.	St. Louis.	Louisville.	Totals.
Victories.....	2	5	4	2	6	7	26	3	5	6	7	7	28
Defeats.....	10	7	8	8	6	5	44	8	7	6	5	5	31
Played.....	12	12	12	10	12	12	70	11	12	12	12	12	59
Per cent. of Victories	.167	.417	.333	.200	.500	.583	.371	.273	.417	.500	.583	.583	.475

CINCINNATI VS.	EASTERN CLUBS.							WESTERN CLUBS						
	Baltimore.	New York.	Boston.	Philadelphia.	Brooklyn.	Washington.	Totals.	Cleveland.	Pittsburgh.	Chicago.	St. Louis.	Louisville.	Totals.	Grand Totals.
Series won.....	0	0	0	0	0	1	1	0	0	0	1	1	2	3
Series lost.....	1	1	1	1	0	1	5	1	1	0	0	0	2	7
Series tied.....	0	0	0	0	1	0	1	0	0	1	0	0	1	2
Series unfinished.....	0	0	0	1	0	0	1	1	0	0	0	0	1	2
" Chicago " victories.....	0	0	0	0	0	1	1	0	0	1	1	1	3	4
" Chicago " defeats.....	0	0	0	0	0	0	0	1	0	0	0	1	2	2
Single figure victories.....	1	5	2	3	3	5	19	2	2	2	5	6	17	36
Single figure defeats.....	4	4	3	2	1	5	19	4	3	2	4	5	18	37
Double figure victories.....	1	0	2	1	3	2	9	1	3	4	2	1	11	20
Double figure defeats.....	6	3	5	6	5	0	25	4	4	4	1	0	13	38

## THE WASHINGTON CLUB'S CAMPAIGN.

The season of 1894 was made noteworthy in the annals of the Washington club, owing to their being able to pay off their six years' mortgage on the last ditch, and transferred it to the Louisville club. The "Senators" opened the season in a very lively style, inasmuch as they stood a tie for first place at the end of the first day of the campaign, and had the credit of winning their first games with the "Phillies," the New York and Boston clubs. After this dash at the start they settled down among the second division clubs for the season, resigned to everything but the fate of again being tail-enders. Chicago kept them out until May, when the "Senators" fell into their old quarters, the tail-end place, where they remained until August 23d, when, to the great joy of Manager Schmelz, they had a wrestle with Louisville and threw the "Colonels" into the last ditch.

Here is their record :

## THE WASHINGTON CLUB'S RECORD.

WASHINGTON VS.	EASTERN CLUBS.						WESTERN CLUBS.						
	Baltimore.	New York.	Boston.	Philadelphia.	Brooklyn.	Totals.	Cleveland.	Pittsburgh.	Chicago.	St. Louis.	Cincinnati.	Louisville.	Totals.
Victories. ....	1	2	3	4	3	13	4	4	5	6	5	8	32
Defeats. ....	11	10	9	8	9	47	8	8	7	6	7	4	40
Played. ....	12	12	12	12	12	60	12	12	12	12	12	12	72
Per cent. of Victories	.083	.167	.250	.333	.250	.217	.333	.333	.417	.500	.147	.667	.444

WASHINGTON VS.	EASTERN CLUBS						WESTERN CLUBS.						Grand Totals.
	Baltimore.	New York.	Boston.	Philadelphia.	Brooklyn.	Totals.	Cleveland.	Pittsburgh.	Chicago.	St. Louis.	Cincinnati.	Louisville.	
Series won.....	0	0	0	0	0	0	0	0	0	0	0	1	1
Series lost.....	1	1	1	1	1	5	1	1	1	0	1	0	4
Series tied.....	0	0	0	0	0	0	0	0	0	1	0	0	1
Series unfinished.....	0	0	0	0	0	0	0	0	0	0	0	0	0
"Chicago" victories.....	0	0	0	0	0	0	0	0	0	0	0	0	0
"Chicago" defeats.....	1	0	0	0	0	1	1	0	0	0	1	0	2
Single figure victories.....	0	1	2	3	1	7	4	0	4	3	5	5	21
Single figure defeats.....	3	7	0	3	3	16	4	3	1	2	5	3	18
Double figure victories.....	1	1	1	1	2	6	0	4	1	3	0	3	11
Double figure defeats.....	8	3	9	5	6	31	4	5	6	4	2	1	22

The "Senators" won but one series in the whole campaign, and that was with the Louisvilles. They managed to tie with the St. Louis "Browns," but all the rest knocked them out—the Baltimores by 11 to 1.

## THE LOUISVILLE CLUB'S CAMPAIGN.

The Louisville club started in the race with better prospects than they had for years past, they being tied for first place on April 20th, but they only remained in the first division a few days, after which they took up their home position among the tail-enders, which they occupied from April 30th to September 30th, never once getting back to the ranks of the first division. Gradually, during the May campaign they worked their way down towards the last ditch, they having a close fight for the

ditch with Washington during June. But July saw them rolled into the tail-end position, and there they remained until the ending of the championship campaign. The Louisvilles had the consolation of tying the the St. Louis "Browns" in their series, and of "Chicagoing" the Boston champions, and also in defeating them in another game by 11 to 1.

Here is their record:

### THE LOUISVILLE CLUB'S RECORD.

LOUISVILLE vs.	EASTERN CLUBS.							WESTERN CLUBS.					
	Baltimore.	New York.	Boston.	Philadelphia.	Brooklyn.	Washington.	Totals.	Cleveland.	Pittsburgh.	Chicago.	St. Louis.	Cincinnati.	Totals.
Victories.....	2	0	2	3	4	4	15	3	3	4	6	5	21
Defeats.....	10	12	10	8	8	8	56	8	9	8	6	12	38
Played.....	12	12	12	11	12	12	71	11	12	12	12	12	59
Per cent. of Victories	.167	.000	.167	.273	.333	.333	.211	.273	.250	.333	.500	.417	.356

LOUISVILLE VS.	EASTERN CLUBS.							WESTERN CLUBS.						Grand Totals.
	Baltimore.	New York.	Boston.	Philadelphia.	Brooklyn.	Washington.	Totals.	Cleveland.	Pittsburgh.	Chicago.	St. Louis.	Cincinnati.	Totals.	
Series won.....	0	0	0	0	0	0	0	0	0	0	0	0	0	0
Series lost.....	1	1	1	1	1	1	6	1	1	1	0	1	4	10
Series tied.....	0	0	0	0	0	0	0	0	0	0	1	0	1	1
Series unfinished.....	0	0	0	1	0	0	1	1	0	0	0	0	1	2
"Chicago" victories.....	1	0	0	0	0	0	1	0	0	0	0	1	1	2
"Chicago" defeats.....	0	0	0	1	0	0	1	1	0	0	0	1	2	3
Single figure victories.....	1	0	1	0	1	3	6	1	3	3	6	5	18	24
Single figure defeats.....	8	8	5	2	4	5	32	6	7	6	4	6	29	61
Double figure victories.....	1	0	1	3	3	1	9	2	0	1	0	0	3	12
Double figure defeats.....	2	5	5	6	4	3	25	2	2	2	2	1	9	34

The nearest the Louisvilles came to a series victory was in their series with the St. Louis club, which they tied; all the others they lost, they being "shut out" by the "Giants," with which club they lost thirteen successive games, one of which was thrown out.

## The Club Management of 1894.

The management of the twelve League clubs in 1894 was, in but few instances, in advance of that of 1893 ; and in a minority of cases it was worse. The experience of the past season in the management of club teams, points out the indisputable fact that the majority of managers are blind to the folly of condoning drinking offences in the ranks, for one thing, and equally ignorant of the damaging effects, in lessening the reputable patronage of their grounds, of countenancing that phase of "hoodlumism" in teams known as "kicking against the decisions of umpires." Despite of the costly experience of the past five years in the countenancing of drunkards in the League ranks, we see, this season of 1895, club teams including players notorious for their old drunken habits. Why managers cannot perceive the folly of re-engaging such men is a mystery. No matter what their skill at the bat or in the field may be, their drinking habits, with the demoralizing effect on the teams at large which follows, more than offset the advantage of their alleged ability in the field. Despite this obvious fact, however, club officials—either presidents, directors or managers—still blunder on in having these drunkards on their teams, even after condoning their offences time and again, on the promise of reform, which in no single instance has ever taken place that I am aware of. But surpassing this folly, is that of engaging ugly and vicious tempered players for their teams, who are simply demoralizing agents in any team on which they are engaged. These ill-tempered fellows are not only death to necessary discipline, but they are sure to find occasions to form cliques in a team, which war against the best interests of the club at large, and are obnoxious in the extreme to the pennant winning rule of *playing for the side*, a rule as important to the success of a club team in a pennant race, as the reserve rule is to the life of the professional club business at large. Bad management of clubs involves a variety of blunders, not only in the running of the team without regard to business principles—sadly neglected by a majority of the League clubs in 1894—but especially in the making up of teams in the spring months, in which one blunder is conspicuous, viz., that of selecting players for each team without regard to their ability to play in *harmony together*, but solely by the records made in the unreliable table of averages of the past season, in which everything in the way of scoring figures tends to aid the mere record player and throws obstacles in the way of team work players' records. Another managerial blunder is shown in the



gathering together of a long list of signed players, with the view of selecting a strong team of a dozen players from the crowd for the serious work of the campaign. For instance, in the makeup of many of the League teams of 1894, the blunder of getting together six or eight pitchers and occupying the whole of the early part of the season's campaign in experiments with them was positive folly. It has never paid in a single instance. It was, in fact, death to the success of at least four League teams last season, Cincinnati in particular. Many of last year's team managers failed to realize the important fact that in testing the merits of pitchers in the spring season they need to be given a fair trial, and not dismiss them after the hasty judgment of their ability of a few games of trial. Pitchers need to be thoroughly tested before they are released, after engagement, and this testing process cannot at the shortest be done in less than a month's trial. No pitcher can do his best while in doubt all the while as to the result of a single day's play on his engagement. Five pitchers are amply sufficient to begin a season with, and at most three catchers. But one of the greatest and most costly blunders in team management made in 1894 was that of encouraging "hoodlumism" by the countenancing of blackguard kicking, in defiance of the laws of the game, which presidents and directors, as well as managers and captains, were alike guilty of to a more or less extent. The rules of the game positively prohibit any player of a nine on the field from disputing any decision of the umpire except the captain, and he only in certain exceptional cases, and yet not only did captains of teams allow this rule to be violated in every game of the season, but they were openly countenanced in it by not only their managers, but in many cases by club presidents and directors. Under such circumstances is it any wonder that the season of 1894 stands on record as being marked by more disgraceful kicking, rowdy play, blackguard language and brutal play than that of any season since the League was organized? And all this was the result of a neglect of business principles in club management, and in the blunders in managing teams committed by incompetent managers and captains—an arraignment of the National League which we hope never to have to record again.

## THE MONTHLY CAMPAIGNS.

### THE APRIL CAMPAIGN.

The short April campaign of 1894 began on April 19th, on which date eight of the twelve clubs opened the season; New York losing at Baltimore, Brooklyn at Boston, Philadelphia at Washington, and Pittsburgh at St. Louis, rain preventing the games scheduled for Louisville and Cincinnati. On the 20th Chicago opened at Cincinnati with a defeat, as did Cleveland at Louisville. By the end of the month's campaign, on April 30th, the games played left the Boston, Cleveland and St. Louis clubs tied for first place in the month's record, with Philadelphia fourth, Baltimore fifth, and Pittsburgh sixth—the second division clubs being headed by Cincinnati—tied with Pittsburgh for sixth place—and followed by Louisville, New York and Brooklyn tied for ninth position, Washington and Chicago, the latter club being a bad tail-end with a record of eight defeats out of nine games played.

Here is the complete record of the thirteen days' campaign of the opening month of the season, fifty victories and as many defeats having been recorded :

### THE APRIL RECORD.

CLUBS.	Won.	Lost.	Played.	Per cent.	CLUBS.	Won.	Lost.	Played.	Per cent.
Boston .....	6	2	8	.750	Cincinnati .....	4	4	8	.500
Cleveland.....	6	2	8	.750	Louisville.....	4	5	9	.444
St. Louis. ....	6	2	8	.750	New York .....	3	5	8	.375
Philadelphia .....	6	3	9	.667	Brooklyn .....	3	5	8	.375
Baltimore.....	5	3	8	.625	Washington.....	2	7	9	.174
Pittsburgh .....	4	4	8	.500	Chicago.....	1	8	9	.111

It had been confidently expected that Boston would be in the lead and Cleveland not far off; but that St. Louis should be tied with both for the lead was a surprise. Philadelphia was in its anticipated place, but Baltimore was lower than the club officials had looked for, as also New York, while the fact that the tail-end of 1893 led the Chicago "Colts" of 1894 was a disagreeable ending of the month's play for the Chicago cranks.

### THE MAY CAMPAIGN.

The May campaign changed the relative positions of the twelve clubs materially. By May 31st, Pittsburgh had pulled up to the leading position, having won 18 out of 23 games; and while Cleveland had held its position fairly well, Baltimore had done better than Boston, and New York had won more games

than Brooklyn. Chicago, too, had rallied, while St. Louis had fallen off badly, as also Cincinnati and Louisville; the Washingtons winning but 4 games out of 23, that club ending the second month's campaign a bad tail-ender in the figures of May.

Here is the record for May:

#### THE MAY RECORD.

CLUBS.	Won.	Lost.	Played.	Per cent.	CLUBS.	Won.	Lost.	Played.	Per cent.
Pittsburgh .....	18	5	23	.783	Brooklyn.....	12	11	23	.522
Cleveland.....	13	7	20	.684	Chicago.....	9	12	21	.429
Baltimore .....	12	6	18	.667	St. Louis.....	9	16	25	.360
Boston .....	14	8	22	.636	Cincinnati .....	7	13	20	.350
Philadelphia. ....	12	7	19	.632	Louisville.....	6	14	20	.300
New York.....	13	11	24	.542	Washington.....	4	19	23	.174

The monthly record differs in its percentage figures from the pennant race record, as the latter gives the totals of the games played from April 19th, while the former gives the totals of each month's games only. A hundred and twenty-nine games, resulting in victories, were played in May, with, of course, the same number of defeats. Seven of the twelve clubs won more games than they lost.

#### THE JUNE CAMPAIGN.

The June campaign opened with Cleveland in the van in pennant race percentages, the other clubs in the the first division being the Pittsburgh, Baltimore, Philadelphia, Boston and Brooklyn clubs in order; New York leading the second division, followed by St. Louis, Cincinnati, Louisville, Chicago and Washington; the leader in the race having a percentage of .690, and the tail-ender .212, a difference in percentage figures of 478 points, showing a poorly contested race thus far. Only two Western clubs by this time remained in the first division, viz., Cleveland and Pittsburgh; New York and Washington being the two Eastern clubs in the second division. Baltimore overtook and passed Cleveland in the first week of the June campaign, and closed the month in the lead. Boston, too, rallied and pulled up in the race from fifth place on June 4th to second position by June 11th, and remained there to the end of the month. Brooklyn also took a jump from sixth place on June 18th to third position on June 29th; New York not getting out of the second division until the last of the month. In the meantime the two Western teams of Cleveland and Pittsburgh began to lose ground, and by the 21st of June they occupied fifth and sixth positions in the race, Cleveland leading their

rivals of Pittsburgh by 13 points. On the same date Philadelphia was in third place, but the "Phillies" fell off to fifth position by the end of the month. In victories won during June Brooklyn led with 18 games won out of 23 played, Baltimore being second with 20 victories and 6 defeats, and Boston third with 18 games won to 8 lost. On June 8th Washington had pushed Louisville into the last ditch, and also led Chicago; but the "Colts" got ahead of the "Senators" by the end of the month. On June 30th Baltimore held the lead in the pennant race with the percentage figures of .712 to Louisville's .255, a difference of 457 points, only one Western club being in the first division at the end of the month.

Here is the record of the June campaign, showing which club led in won games during the month.

## THE JUNE RECORD.

CLUBS.	Won.	Lost.	Played.	Per cent.	CLUBS.	Won.	Lost.	Played.	Per cent.
Brooklyn.....	18	5	23	.789	Philadelphia .....	11	12	23	.478
Baltimore.....	20	6	26	.769	Cleveland.....	9	13	22	.409
Boston.....	18	8	26	.692	St. Louis.....	10	15	25	.406
New York.....	15	8	23	.636	Washington.....	9	15	24	.375
Pittsburgh.....	13	13	26	.500	Chicago.....	8	17	25	.320
Cincinnati.....	12	13	25	.480	Louisville.....	4	22	26	.154

It will be seen that out of the twelve clubs but four won more games than they lost, the Louisvilles ending the month's play with a record of but 4 games won out of 26 played, the poorest record of any single month of the season.

## THE JULY CAMPAIGN.

The July campaign opened with the Baltimore and Boston clubs as apparent fixtures for the two leading positions, the "Orioles" leading the champions on July 5th by seven points only, viz., .679 to .672. On the 2d of July New York was sixth and Brooklyn third in the race. By July 5th, however, the "Giants" had jumped into third place, and Brooklyn had fallen back to sixth position. On the same date Baltimore, Boston and New York occupied the three leading positions, and though three more months of the season still remained, the other nine clubs were even then virtually out of the race, the only other point of interest left in the championship contest being that of the fight for the last three places in the first division, Pittsburgh being at that time the only Western club out of the second division. Of course, such a one-sided condition of things in the pennant race led to a falling off in the interest

in the championship contests, especially out West, where the clubs of that section lost patronage greatly, four of the six Western clubs being virtually out of the race as early as May, as far as winning the pennant was concerned. During July there were only two points of interest in the race outside of the fight for first place between the three leaders, viz., the struggle between the Brooklyn and Philadelphia clubs for fourth place in the race, and that between the Cleveland and Pittsburgh clubs to retain a place in the first division. Cleveland lost its position in the first division the first week in July, Pittsburgh on July 2d being in fourth place. By the 6th of that month the "Phillies" had overtaken them, and by the 9th the Pittsburghs were down to sixth place, the Clevelands then heading the second division. The "Pirates" then rallied and got ahead of Brooklyn, the latter being driven into the second division by July 17th, Cleveland rallying and getting among the six leaders again by the 18th of July, after which date they remained in that division to the close of the season. A feature of the July campaign among the six tail-end clubs was the close fight between Washington and Louisville on the edge of the last ditch. First one club would cross the goal line and make a touch-down—as the foot ball men have it—and then the other, Louisville being in eleventh place at the end of the month, while the "Senators" rolled about in the last ditch. When the July campaign ended Boston was in the van with the percentage figures of .659, Baltimore being second with .618, and New York third with .613. It looked at that time pretty sure for Boston.

Here is the record of the month's play, showing which club won the most games during July :

#### THE JULY RECORD.

CLUBS.	Won.	Lost.	Played.	Per cent.	CLUBS.	Won.	Lost.	Played.	Per cent.
New York.....	18	7	25	.720	Philadelphia.....	12	14	26	.462
Boston.....	16	9	25	.640	Baltimore.....	10	14	24	.417
Cleveland.....	18	11	29	.621	Pittsburgh.....	10	16	26	.385
Chicago.....	16	10	26	.615	St. Louis.....	10	17	27	.370
Cincinnati.....	16	11	27	.593	Brooklyn.....	9	16	25	.360
Louisville.....	13	15	28	.464	Washington.....	8	16	24	.331

But five clubs out of the twelve won more games than they lost during the July campaign, but there was a little improvement shown in the difference of percentage points between the leader and tail-ender, the figures being .363. The Baltimores

made the poorest record in July for a month's campaign of any they made during the season; while New York made the best show of any one of their four months' campaigns up to the close of July. Chicago also made their best monthly record in July, likewise Cincinnati and Louisville.

#### THE AUGUST CAMPAIGN.

Baltimore rallied in fine style in August, that club winning 22 out of 29 games that month, while New York won 20 out of 28; but Boston won only 15 out of 25, Philadelphia pulling up with 19 out of 29. Chicago also won a majority of their August games, these being the only clubs of the twelve which won more games during the month than they lost. When the August campaign opened the first division clubs included Boston, Baltimore, New York, Cleveland, Pittsburgh and Brooklyn, the "Phillies" being in the second division; but the latter soon took Brooklyn's place and sent them to seventh place in the race. But before the first week of the month had ended, Brooklyn replaced Pittsburgh in the first division. The "Pirates," however rallied and drove their Eastern opponents back again; Brooklyn ending the month in sixth place, and after that the "Pirates" remained at the head of the second division to the finish. The 31st of August saw the first division clubs fixed for the season, as far as first and sixth places in the race were concerned, the interesting point in the month's campaign being the struggle between the New York and Boston clubs for second place and that between Brooklyn and Philadelphia for fourth position. There was but one Western club in the first division at the end of August, the other five staying in the second division to the finish, a result that was ruinous to the financial interests of the Western clubs, and to a large extent to the clubs of the East, all of which clubs played to "small houses" out West, especially at Louisville, the cranks of "Breckinridgeville" being disgusted with their local club team during the last three months of the season.

Here is the record of the August campaign, showing each club's victories and defeats for August:

#### THE AUGUST RECORD.

CLUBS.	Won.	Lost.	Played.	Per cent.	CLUBS.	Won.	Lost.	Played.	Per cent.
Baltimore.....	22	7	29	.759	Washington.....	13	14	27	.481
New York.....	20	8	28	.714	St. Louis.....	9	13	22	.409
Philadelphia.....	19	10	29	.655	Cleveland.....	9	15	24	.375
Boston.....	15	10	25	.600	Pittsburgh.....	8	16	24	.333
Chicago.....	15	12	27	.556	Cincinnati.....	7	19	26	.269
Brooklyn.....	14	14	28	.500	Louisville.....	5	18	23	.217



It will be seen that August was a bad month for the Boston champions, while it was the very reverse for the Chicago "Colts," the latter making their best monthly record in August. The difference in percentage points between the leader and the tail-ender at the close of the August campaign was 355 points, the best of the season to that date. Still the figures showed a comparatively poor race, several of the minor league races being more evenly contested. Cleveland and Pittsburgh were behind Washington in percentage of victories during the August campaign, the latter making their best monthly record in August, thereby escaping their old place in the last ditch.

#### THE SEPTEMBER CAMPAIGN.

Baltimore virtually had the pennant in their hands the first week of the September campaign, the only point of interest in the race left at that time being the struggle for second place between New York and Boston; all of the other clubs had long been practically out of the race, a result which involved considerable loss for the majority of the twelve League clubs. This state of things in the major league pennant race is the result of the selfish policy of a minority in trying to monopolize the cream of the playing element in the League ranks without regard to the saving clause of the League organization, the principle of "*One for all and all for one*," the very essence of the plan of running the League on true business principles.

During September the Brooklyn club tried their best to oust the "Phillies" out of fourth place, while the Clevelands worked hard to take Brooklyn's position in fifth place, but both clubs failed in their projects. Up to September 6th the "Giants" tried in vain to send the Bostons down to third place, but it was not until the 7th of September that they were able to oust the champions out of second place in the race, and when they did so they kept them out to the finish, the champions failing to rally after they had lost the position. It was a close fight, however, as on September 10th New York led Boston in percentage of victories by only 3 points, viz.. .655 to .652, Baltimore leading at that date with .684. By September 19th, however, the Bostons had got down to .631, and New York's figures were .667, with "the country safe." Boston's lowest score in percentage figures for the month was reached on September 25th, when they touched .623. By that time the places in the first division were all settled, and all of those in the second division also, except Cincinnati and St. Louis. On September 29th Cincinnati led St. Louis by the percentage figures of .424

to .415, but two victories by St. Louis over Washington, against a drawn game by Cincinnati with Cleveland on the 30th, gave St. Louis the lead by .424 to .419, and Comiskey's "Reds" had to finish in tenth position, beaten in the race by Von der Ahe's "Browns," a galling fact for the Cincinnati cranks.

Here is the month's record of victories and defeats in September:

## THE SEPTEMBER RECORD.

CLUBS.	Won.	Lost.	Played.	Per cent.	CLUBS.	Won.	Lost.	Played.	Per cent.
Baltimore.....	20	3	23	.870	Philadelphia.....	13	12	25	.520
New York.....	20	6	26	.769	St. Louis.....	11	13	24	.458
Boston.....	14	11	25	.560	Cincinnati.....	10	16	26	.385
Cleveland.....	13	11	24	.542	Chicago.....	9	17	26	.346
Brooklyn.....	14	12	26	.538	Washington.....	8	16	24	.333
Pittsburgh.....	12	11	23	.522	Louisville.....	5	21	26	.192

The appended summary shows the progress of each club from the opening to the close of the season, as also in what month each club made its best and worst record during the championship campaign:

## SUMMARY OF VICTORIES AND DEFEATS.

CLUBS.	April.		May.		June.		July.		August.		September.		The Finish.	
	W.	L.	W.	L.	W.	L.	W.	L.	W.	L.	W.	L.	W.	L.
Baltimore.....	5	3	12	6	20	6	10	14	22	7	20	3	89	39
New York.....	3	5	13	11	15	8	18	7	20	8	20	6	88	44
Boston.....	6	2	14	8	18	8	16	9	15	10	14	11	83	49
Philadelphia...	6	3	12	7	11	12	12	14	19	10	13	12	71	56
Brooklyn.....	3	5	12	11	18	5	9	16	14	14	14	12	70	61
Cleveland.....	6	2	13	7	9	13	18	11	9	15	13	11	68	61
Pittsburgh.....	4	4	18	5	13	13	10	16	8	16	12	11	65	65
Chicago.....	1	8	9	12	8	17	16	10	15	12	9	17	57	75
St. Louis.....	6	2	9	16	10	15	10	17	9	13	11	13	56	76
Cincinnati.....	4	4	7	13	12	13	16	11	7	19	10	16	54	75
Washington....	2	7	4	19	9	15	8	16	13	14	8	16	45	87
Louisville.....	4	5	6	14	4	22	13	15	5	18	5	21	36	94
Totals.....	50	50	129	129	147	147	156	156	156	156	149	149	782	782

## MONTHLY RECORD OF PERCENTAGE.

The following table shows the monthly record of percentage of victories in the campaign from April to September.

1894.	April.	May.	June.	July.	August.	Sep- tember.
Baltimore.....	.625	.654	.712	.618	.657	.695
New York.....	.375	.500	.564	.613	.639	.667
Boston.....	.750	.645	.667	.659	.645	.629
Philadelphia.....	.667	.643	.569	.526	.562	.559
Brooklyn.....	.375	.500	.623	.545	.533	.534
Cleveland.....	.750	.679	.549	.575	.529	.527
Pittsburgh.....	.500	.710	.614	.531	.491	.500
Chicago.....	.111	.333	.327	.430	.458	.432
St. Louis.....	.750	.455	.431	.412	.411	.421
Cincinnati.....	.500	.393	.434	.488	.434	.419
Washington.....	.222	.188	.281	.296	.343	.341
Louisville.....	.444	.345	.255	.325	.302	.277

It will be seen that in percentage figures of each month's play, Boston, Cleveland and St. Louis were tied in April. In May, Pittsburgh, Cleveland and Baltimore led. In June, Baltimore, Boston and Brooklyn were in the van. In July, the three leaders were Boston, Baltimore and New York. In August, also, the same three were nearest the goal, and September saw Baltimore carrying off the pennant, followed by New York and Boston.

## THE CAMPAIGN RECORD OF 1894.

We introduce in the GUIDE for 1895 a new and important record, which shows, at a glance almost, the total score of each championship game *won*, *lost* and *drawn* from April 19th to September 30th, inclusive, and also gives the names of the pitchers who were credited with pitching in a victory, or charged with pitching in a defeat. The record of each month's campaign, too, is given, with the position in the pennant race each of the twelve clubs occupied at the close of each month's campaign of the six comprising the championship season. This record in full will be found to be the most complete table of the statistics of the League season yet published in the GUIDE series, and especially valuable as a reference record.

## THE APRIL RECORD.

The League championship season of 1894 began on April 19th and ended on September 30th, the April campaign opening at Boston, Baltimore, Washington and St. Louis on the 19th, at Cincinnati and Louisville on the 20th, and at Philadelphia and Brooklyn on the 21st, while the opening games at New York, Pittsburgh and Chicago were not played until the 24th, 25th and 28th of April respectively, and not at Cleveland

until May 3d. Fifty games were played in April, the twelve clubs of the two divisions of the League being engaged in playing their respective home-and-home series. Here is the complete record of the April campaign, showing the pitchers of each side and the total score of each contest of the month :

Date.	Contesting Clubs.	City.	Pitchers.	Score.
April 19	Boston vs. Brooklyn.....	Boston.....	Stivetts.....Kennedy	13-2
" 19	Baltimore vs. New York..	Baltimore...	McMahon.....Rusie	8-3
" 19	Washington vs. Phila'lphia	Washington.	Esper.....Weyhing	4-2
" 19	St. Louis vs. Pittsburgh...	St. Louis...	Breitenstein...Killen	11-3
" 20	Baltimore vs. New York...	Baltimore...	Mullane.....Clark	12-6
" 20	Philadelphia vs. Washi'g'n	Washington.	Taylor.....Stephens	9-8
" 20	Cincinnati vs. Chicago....	Cincinnati...	Parrott...Hutchinson	10-6
" 20	Louisville vs. Cleveland...	Louisville...	Menafee.....Young	10-3
" 21	Boston vs. Brooklyn.....	Brooklyn...	Nichols.....Stein	3-0
" 21	Baltimore vs. New York..	Baltimore...	Inks.....Westervelt	4-3
" 21	Philadelphia vs. Washi'g'n	Philadelphia	Carsey.....Esper	10-2
" 21	Cincinnati vs. Chicago....	Cincinnati..	Chamberlain...Abbey	8-0
" 21	Cleveland vs. Louisville..	Louisville..	Cuppy.....Hemming	5-1
" 21	Pittsburgh vs. St. Louis..	St. Louis...	Gumbert....Gleason	7-2
" 22	Cincinnati vs. Chicago....	Cincinnati...	Dwyer.....McGill	5-4
" 22	Cleveland vs. Louisville..	Louisville...	Clarkson.....Kilroy	3-2
" 23	Boston vs. Brooklyn.....	Brooklyn...	Lovett.....Daub	7-4
" 23	Philadelphia vs. Washi'g'n	Washington.	Weyhing...Stockdale	8-4
" 23	St. Louis vs. Pittsburgh...	St. Louis...	Breitenstein...Ehret	4-3
" 24	Baltimore vs. Boston.....	Baltimore...	McMahon....Stivetts	15-3
" 24	Washington vs. New York	Washington.	Petty.....Rusie	6-3
" 24	Philadelphia vs. Brooklyn	Brooklyn...	Carsey.....Korwan	22-5
" 24	Cleveland vs. Cincinnati..	Cincinnati...	Young.....Parrott	1-0
" 24	Louisville vs. Pittsburgh..	Pittsburgh..	Menafee.....Nicol	7-3
" 24	St. Louis vs. Chicago.....	Chicago....	A. Clarkson...McGill	9-5
" 25	New York vs. Washington	Washington.	German.....Maul	14-5
" 25	Brooklyn vs. Philadelphia	Brooklyn...	Stein.....Taylor	8-2
" 25	Boston vs. Baltimore....	Baltimore...	Nichols.....Mullane	6-3
" 25	Cleveland vs. Cincinnati..	Cincinnati...	Cuppy...Chamberlain	12-6
" 25	Pittsburgh vs. Louisville..	Louisville...	Gumbert....Hemming	2-1
" 25	St. Louis vs. Chicago.....	Chicago....	Hawley...Hutchinson	13-3
" 26	New York vs. Washington	Washington.	Meekin....Stockdale	7-5
" 26	Philadelphia vs. Brooklyn	Brooklyn...	Weyhing....Sharrott	13-3
" 26	Boston vs. Baltimore....	Baltimore...	Staley.....Brown	13-7
" 26	Cleveland vs. Cincinnati..	Cincinnati...	Clarkson.....Cross	12-4
" 26	Pittsburgh vs. Louisville..	Louisville...	Killen.....Kilroy	3-1
" 26	St. Louis vs. Chicago.....	Chicago....	Gleason.....Abbey	10-4
" 27	No games scheduled.....	.....	.....	.....
" 28	New York vs. Baltimore..	New York...	Rusie.....McMahon	9-6
" 28	Brooklyn vs. Washington.	Washington.	Stein.....Petty	10-9
" 28	Philadelphia vs. Boston...	Philadelphia	Carsey.....Stivetts	14-3
" 28	St. Louis vs. Cleveland...	St. Louis...	Breitenstein...Young	7-1
" 28	Cincinnati vs. Pittsburgh.	Cincinnati...	Parrott.....Terry	10-5
" 28	Chicago vs. Louisville....	Louisville...	McGill.....Menafee	2-1
" 29	Cleveland vs. St. Louis...	St. Louis....	Cuppy...A. Clarkson	5-2
" 29	Louisville vs. Chicago....	Louisville...	Hemming....McGill	8-3
" 30	Baltimore vs. New York..	New York...	Mullane.....German	10-6
" 30	Brooklyn vs. Washington.	Washington.	Gastright.....Mercer	15-10
" 30	Boston vs. Philadelphia...	Philadelphia	Nichols....Weyhing*	6-5
" 30	Pittsburgh vs. Cincinnati.	Cincinnati...	Nicol....Chamberlain	15-6
" 30	Louisville vs. Chicago....	Louisville...	Stratton.....McGill	8-2

\* Ten innings.

The record showing the total victories and defeats scored by each of the twelve clubs during the April campaign is as follows. The names are given in the order of the percentage of victories scored in the pennant race:

#### APRIL PENNANT RACE RECORD.

CLUBS.	Victories.	Defeats.	Played.	Per cent.	CLUBS.	Victories.	Defeats.	Played.	Per cent.
Boston. ....	6	2	8	.750	Cincinnati.....	4	4	8	.500
Cleveland .....	6	2	8	.750	Louisville.....	4	5	9	.444
St. Louis.....	6	2	8	.750	New York.....	3	5	8	.375
Philadelphia .....	6	3	9	.667	Brooklyn.....	3	5	8	.375
Baltimore .....	5	3	8	.625	Washington.....	2	7	9	.222
Pittsburgh .....	4	4	8	.500	Chicago.....	1	8	9	.111

Fifty games were played from April 19th to April 30th, inclusive. None were drawn or forfeited.

The first month of the championship campaign, short as it was, was marked by the largest attendance for the month of April known in the history of the League, an aggregate of 188,509 people patronizing the twenty-five games played in the East and 82,719 for the twenty-five played in the West. The largest aggregate attendance on a single day was 45,332 on April 21st, on which date 40,324 people patronized the three games played at Brooklyn, Philadelphia and Baltimore, and 5,008 the three games played at Cincinnati, St. Louis and Louisville. Though three Western clubs occupied positions in the first division—Cleveland and St. Louis tying Boston for first place—the attendance in the West, as will be seen above, did not compare with that at the three games in the East, the terribly hard times out West greatly affecting everything in the amusement line in the Western League club cities.

Boston, Cleveland and St. Louis started off well in the pennant race in April, these three clubs ending the April campaign tied for first place; with the "Phillies" a good fourth, Baltimore fifth, and Pittsburgh and Cincinnati tied for sixth position, Louisville being eighth, with New York and Brooklyn tied for ninth place, and Washington on the edge of the last ditch, the Chicago "Colts" being last on the list, they having won but one game out of nine played during the opening month of the season. During April the clubs of the two sections took part in their first home-and-home series, this series of games lasting into May.

#### THE MAY CAMPAIGN RECORD.

The following is the complete record of the campaign of May, which proved to be a very interesting one:

## THE MAY RECORD.

Date.	Contesting Clubs.	City.	Pitchers.	Score.
May 1	New York vs. Baltimore....	New York..	Meekin...McMahon	7-4
" 1	Brooklyn vs. Washington...	Washington	Sharrott... Stephens	2-1
" 1	Boston vs. Philadelphia....	Philadelphia	Lovett.....Carsey	7-3
" 1	Pittsburgh vs. Cincinnati...	Cincinnati..	Killen.....Parrott	7-6
" 1	Cleveland vs. St. Louis.....	St. Louis....	Clarkson...Gleason	7-0
" 2	Washington vs. Boston.....	Washington	Maul.....Stivetts	6-4
" 2	Baltimore vs. Brooklyn....	Baltimore...	Brown.....Stein	8-2
" 2	Philadelphia vs. New York..	New York..	Taylor.....Rusie	7-5
" 3	Boston vs. Washington....	Washington	Nichols.....Esper	10-8
" 3	Philadelphia vs. New York..	New York..	Weyh'g...Westervelt	7-4
" 3	Baltimore vs. Brooklyn....	Baltimore...	Mullane...Gastright	8-3
" 3	Pittsburgh vs. St. Louis....	Pittsburgh..	Gumbert...Breit'nst'n	6-2
" 3	Cleveland vs. Louisville....	Cleveland..	Young....Menafee	7-2
" 4	Boston vs. Washington....	Washington	Stivetts....Stephens	15-5
" 4	New York vs. Philadelphia..	New York..	Rusie.....Haddock	6-4
" 4	Baltimore vs. Brooklyn....	Baltimore...	McMahon...Sharrott	12-8
" 4	Cleveland vs. Louisville....	Cleveland..	Cuppy....Hemming	8-4
" 4	Pittsburgh vs. St. Louis....	Pittsburgh..	Nicol...A. Clarkson	10-9
" 4	Chicago vs. Cincinnati.....	Chicago ....	McGill.....Dwyer	6-3
" 5	New York vs. Boston.....	New York..	Westervelt...Lovett	5-2
" 5	Brooklyn vs. Philadelphia..	Philadelphia	Daub.....Carsey	4-3
" 5	Baltimore vs. Washington..	Washington	Brown.....Mercer	9-2
" 5	Pittsburgh vs. St. Louis....	St. Louis....	Killen.....Hawley	6-5
" 6	Cincinnati vs. Chicago.....	Chicago ....	Chamberlain..Camp	6-6
" 7	Boston vs. New York.....	New York..	Nichols.....Rusie	1-0
" 7	Philadelphia vs. Brooklyn..	Philadelphia	Weyhing...Gastright	7-5
" 7	Baltimore vs. Washington..	Washington	Mullane.....Maul	17-0
" 7	Cincinnati vs. Pittsburgh...	Pittsburgh..	Parrott....Gumbert	17-6
" 7	St. Louis vs. Louisville....	Louisville..	Breitenst'n..Stratton	8-6
" 7	Cleveland vs. Chicago.....	Cleveland..	Young.....McGill	7-1
" 8	New York vs. Boston.....	New York..	Meekin.....Stivetts	16-7
" 8	Philadelphia vs. Brooklyn..	Philadelphia	Haddock.....Daub	18-5
" 8	Baltimore vs. Washington..	Baltimore..	Inks.....Petty	11-5
" 8	Cleveland vs. Chicago.....	Cleveland..	Cuppy.....Camp	18-3
" 8	St. Louis vs. Louisville....	Louisville..	Hawley.....Menafee	5-4
" 8	Pittsburgh vs. Cincinnati...	Pittsburgh..	Ehret.....Dwyer	6-5
" 9	Brooklyn vs. Boston.....	Brooklyn...	Kennedy....Lovett	7-3
" 9	Baltimore vs. Washington..	Washington.	McMa'on..Stockdale	12-6
" 9	Pittsburgh vs. Cincinnati...	Pittsburgh..	Gumbert...Chambl'n	11-3
" 9	Cleveland vs. Chicago.....	Cleveland..	Clarkson....McGill	4-1
" 9	Louisville vs. St. Louis....	Louisville..	Hemming...Gleason	6-3
" 10	New York vs. Washington..	New York..	Rusie.....Mercer	6-2
" 10	Boston vs. Brooklyn.....	Boston.....	Nichols.....Stein	7-1
" 10	Philadelphia vs. Baltimore..	Baltimore..	Taylor.....Mullane	9-3
" 10	Cleveland vs. Pittsburgh...	Pittsburgh..	Young.....Killen	2-1
" 10	Cincinnati vs. St. Louis....	Cincinnati..	Parrott....Hawley	18-9
" 11	New York vs. Washington..	Washington.	Westervelt...Petty	5-4
" 11	Philadelphia vs. Baltimore..	Baltimore..	Carsey.....Horner	12-7
" 11	Pittsburgh vs. Cleveland...	Pittsburgh..	Ehret.....Cuppy	7-6
" 11	Chicago vs. Louisville....	Chicago....	Griffith....Stratton	4-2
" 12	New York vs. Washington..	New York..	Meekin...Stockdale	5-2
" 12	Brooklyn vs. Boston.....	Boston.....	Kennedy...Stivetts	8-2
" 12	Baltimore vs. Philadelphia..	Baltimore...	Brown....Callahan	8-3
" 12	Pittsburgh vs. Cleveland....	Pittsburgh..	Killen....Clarkson	8-5

I Forfeited.



THE MAY RECORD—*Continued.*

Date.	Contesting Clubs.	City.	Pitchers.	Score.
May 12	Cincinnati vs. St. Louis....	Cincinnati...	Parrott..Breitenst'n	5-0
" 12	Chicago vs. Louisville.....	Chicago ....	Hutch's'n..Hemm'g	6-5
" 13	Chicago vs. Louisville.....	Chicago ....	McGill.....Kilroy	14-12
" 13	Cincinnati vs. St. Louis....	Cincinnati...	Dwyer.....Gleason	7-3
" 14	Philadelphia vs. New York.	Philadelphia	Carsey.....Rusie†	5-4
" 14	Brooklyn vs. Washington...	Brooklyn....	Gastright...Mercer	14-7
" 14	Baltimore vs. Boston.....	Boston.....	McMahon...Nichols	16-5
" 14	Pittsburgh vs. Chicago.....	Pittsburgh..	Gumbert ....Abbey	6-3
" 14	Cincinnati vs. Louisville....	Cincinnati...	Parrott....Whitrock	12-7
" 14	Cleveland vs. St. Louis....	Cleveland....	Young..Breitenstein	7-3
" 15	Baltimore vs. Boston.....	Boston.....	Stopped by fire (3 in)	3-3
" 15	Philadelphia vs. New York.	Philadelphia	Taylor..Westervelt	10-4
" 15	Brooklyn vs. Washington...	Brooklyn...	Stein.....Petty	16-7
" 15	Cleveland vs. St. Louis....	Cleveland..	Cuppy..A. Clarkson	7-0
" 15	Chicago vs. Pittsburgh.....	Pittsburgh..	Griffith.....Ehret	6-2
" 16	Boston vs. Baltimore.....	Boston.....	Lovett.....Mullane	10-8
" 16	Philadelphia vs. New York.	Philadelphia	Haddock...Meekin	10-1
" 16	Brooklyn vs. Washington...	Brooklyn...	Daub .....Mercer*	3-2
" 16	Pittsburgh vs. Chicago.....	Pittsburgh..	Killen.....McGill	2-0
" 16	Cleveland vs. St. Louis....	Cleveland...	Clarkson...Gleason	5-0
" 16	Louisville vs. Cincinnati....	Cincinnati..	Hemming...Dwyer	9-7
" 17	New York vs. Brooklyn.....	Brooklyn...	Rusie.....Kennedy	6-4
" 17	Boston vs. Philadelphia....	Philadelphia	Nichols.....Carsey	4-3
" 17	Baltimore vs. Washington...	Baltimore...	Hawke.....Petty	10-2
" 18	Brooklyn vs. New York....	New York...	Stein.....German	16-7
" 18	Philadelphia vs. Boston....	Philadelphia	Taylor.....Stivetts*	5-4
" 19	New York vs. Brooklyn....	Brooklyn...	Meekin.....Daub*	3-3
" 19	Philadelphia vs. Boston ....	Philadelphia	Haddock....Staley	8-7
" 19	Baltimore vs. Washington..	Baltimore...	McMahon...Mercer	7-5
" 19	St. Louis vs. Cincinnati....	St. Louis....	Breitenstein.Parrott	5-2
" 19	Cleveland vs. Chicago.....	Chicago ....	Young.....Griffith	9-5
" 20	St. Louis vs. Cincinnati....	St. Louis...	Hawley..Ch'mb'l'n*	4-3
" 20	Cincinnati vs. St. Louis....	St. Louis..	Dwyer..A. Clarkson	7-1
" 21	Boston vs. New York.....	Boston.....	Nichols..Westervelt	3-0
" 21	Pittsburgh vs. Chicago.....	Chicago ....	Killen.....McGill	11-10
" 21	Cincinnati vs. Cleveland....	Cleveland....	Parrott.....Young	2-1
" 22	Boston vs. New York.....	Boston.....	Lovett.....Rusie	3-2
" 22	Chicago vs. Pittsburgh.....	Chicago ....	Griffith.....Ehret	7-6
" 22	St. Louis vs. Louisville....	St. Louis...	Gleason ....Kilroy	6-4
" 23	New York vs. Boston.....	Boston.....	Meekin.....Staley	12-4
" 23	Brooklyn vs. Baltimore....	Baltimore...	Kennedy...Mullane	5-1
" 23	Pittsburgh vs. Chicago.....	Chicago ....	GumbertHutch's'n	10-9
" 23	Louisville vs. St. Louis....	St. Louis...	Hemming...Hawley	4-3
" 24	Pittsburgh vs. Cleveland....	Cleveland...	Ehret.....Young	6-5
" 24	Louisville vs. Cincinnati....	Louisville...	Menafee....Parrott	6-0
" 24	Chicago vs. St. Louis.....	Chicago ....	Hutch'son Breit'st'n	3-1
" 25	New York vs. Brooklyn ....	Brooklyn...	Rusie ....Kennedy	12-6
" 25	Boston vs. Washington.....	Boston .....	Nichols .....Maul	10-2
" 25	Cleveland vs. Pittsburgh...	Cleveland ..	Clarkson ....Killen	5-2
" 26	New York vs. Brooklyn....	New York..	Meekin .....Stein	8-7
" 26	Boston vs. Washington.....	Boston .....	Lovett .....Mercer	10-8
" 26	Baltimore vs. Philadelphia..	Philadelphia	Inks .....Taylor	5-5
" 26	Pittsburgh vs. Cleveland...	Cleveland ..	Ehret.....Cuppy	12-3
" 26	St. Louis vs. Chicago.....	Chicago ....	Breitenstein.Griffith	9-8

\* Ten innings.

† Eleven innings.

|| Forfeited.

THE MAY RECORD—*Continued.*

Date.	Contesting Clubs.	City.	Pitchers.	Score.
May 26	Louisville vs. Cincinnati....	Louisville ..	Knell ..... Parrott	5-2
" 27	St. Louis vs. Chicago.....	St. Louis ...	Hawley .... McGill	3-2
" 27	Louisville vs. Cincinnati....	Cincinnati..	Hemming... Dwyer	6-5
" 28	Boston vs. Washington....	Boston .....	Staley..... Petty	18-12
" 28	Pittsburgh vs. Louisville....	Pittsburgh..	Gumbert .. Menafee	4-2
" 28	Pittsburgh vs. Louisville....	Pittsburgh..	Killen .... Stratton	11-6
" 29	New York vs. Cleveland....	New York ..	Meekin..... Young	2-0
" 29	Philadelphia vs. Chicago....	Philadelphia	Taylor. Hutchinson	14-7
" 29	Washington vs. Louisville..	Washington.	Mercer .. Hemming	12-2
" 29	St. Louis vs. Brooklyn.....	Brooklyn ...	Breit'stein. Kennedy	9-8
" 29	Pittsburgh vs. Baltimore....	Pittsburgh..	Ehret..... McMahon	3-2
" 30	New York vs. Cleveland....	New York ..	Rusie..... Cuppy	2-1
" 30	Brooklyn vs. St. Louis.....	Brooklyn ...	Stein... A. Clarkson	6-2
" 30	Washington vs. Louisville..	Washington.	Petty..... Knell	7-3
" 30	Boston vs. Cincinnati.....	Boston .....	Lovett..... Parrott	13-10
" 30	Chicago vs. Philadelphia....	Philadelphia	McGill.... Haddock	12-4
" 30	Boston vs. Cincinnati.....	Boston .....	Nichols. Chamberl'n	20-11
" 30	Washington vs. Louisville..	Washington.	Maul ..... Kilroy	14-9
" 30	Brooklyn vs. St. Louis.....	Brooklyn ...	Daub..... Hawley	5-2
" 30	Chicago vs. Philadelphia....	Philadelphia	Griffith ... Weyhing	12-6
" 30	Cleveland vs. New York....	New York..	Clarkson.. German†	3-2
" 31	Baltimore vs. Cincinnati....	Baltimore...	Mullane.... Dwyer	7-1
" 31	Brooklyn vs. Chicago .....	Brooklyn ...	Kennedy.... Terry	5-3
" 31	Pittsburgh vs. Washington	Washington.	Killen..... Esper	15-4
" 31	St. Louis vs. New York.....	New York..	Breit'stein West'velt	6-2

\* Eleven innings.

During the May campaign the first home-and-home series was completed, and the first West vs. East series commenced.

The record showing the relative positions of the twelve clubs up to the close of the May campaign, as also the number of games won and lost by each club during May, is as follows :

## THE MAY PENNANT RACE RECORD.

CLUBS.	Won.	Lost.	Played.	Per cent.	CLUBS.	Won.	Lost.	Played.	Per cent.
Pittsburgh .....	22	9	31	.710	Brooklyn .....	15	15	30	.500
Cleveland .....	19	9	28	.679	St. Louis.....	15	18	33	.455
Baltimore .....	17	9	26	.654	Cincinnati .....	11	17	28	.393
Boston .....	20	11	31	.645	Louisville.....	10	19	29	.345
Philadelphia .....	18	10	28	.643	Chicago.....	10	20	30	.333
New York.....	16	16	32	.500	Washington.....	6	26	32	.188

Three games were drawn during May ; one was forfeited ; one protested ; and one stopped by fire.

During May the Pittsburghs pulled up to the head of the first division, with the percentage figures of .710, Cleveland being second with .679, and Baltimore third with .654 ; Boston,

Philadelphia and New York following in order—Brooklyn being tied with New York for sixth place. Baltimore had pulled up ahead of Boston, while Philadelphia fell off, as did St. Louis and Cincinnati, both of the latter clubs retiring to the second division, while Washington allowed the April tail-enders to push them into the last ditch, and it was not until August 23d that they got out of it.

### THE JUNE CAMPAIGN RECORD.

The month's record of the June campaign shows that several important changes were made in the relative positions of the majority of the twelve clubs in the race, the record being as follows :

### THE JUNE RECORD.

Date.	Contesting Clubs.	City.	Pitchers.	Score.
June 1	Washington vs. Pittsburgh.	Washington.	Mercer....Gumbert	10-5
" 1	Baltimore vs. Cincinnati...	Baltimore...	Hawke....Chamberl'n	9-8
" 1	Brooklyn vs. Chicago.....	Brooklyn...	Gastright .. Griffith	5-0
" 1	Philadelphia vs. Louisville..	Philadelphia	Taylor....Menafee	10-3
" 1	Cleveland vs. Boston.....	Boston .....	Young.....Stivetts	22-8
" 1	St. Louis vs. New York....	New York..	A. Clarkson...Rusie	5-1
" 2	St. Louis vs. New York....	New York..	Hawley.....Meekin	2-2
" 2	Boston vs. Cleveland.....	Boston.....	Nichols....Clarkson	11-10
" 2	Philadelphia vs. Louisville..	Philadelphia	Weyhing...Hemm'g	11-0
" 2	Baltimore vs. Cincinnati....	Baltimore...	McMahon...Parrott	13-6
" 2	Washington vs. Pittsburgh..	Washington.	Maul.....Ehret	11-6
" 2	Brooklyn vs. Chicago.....	Brooklyn...	Stein.....Abbey	1-0
" 3	No games scheduled.....	.....	.....	.....
" 4	Cincinnati vs. New York...	New York..	Dwyer.....German	8-4
" 4	Pittsburgh vs. Boston.....	Boston .....	Killen.....Staley	7-4
" 4	St. Louis vs. Philadelphia..	Philadelphia	Breitenstein..Taylor	3-2
" 4	Washington vs. Cleveland..	Washington.	Petty.....Cuppy	8-5
" 4	Baltimore vs. Chicago.....	Baltimore...	Hawke.....McGill	12-4
" 4	Brooklyn vs. Louisville....	Brooklyn...	Daub.....Knell	18-4
" 5	New York vs. Cincinnati...	New York..	Meekin.Chamberl'n	10-6
" 5	Brooklyn vs. Louisville....	Brooklyn...	Kennedy..Menafee†	5-4
" 5	Boston vs. Pittsburgh.....	Boston. ....	Nichols....Gumbert	7-3
" 5	Baltimore vs. Chicago.....	Baltimore...	McMh'n Hutchin'n*	8-5
" 5	Cleveland vs. Washington..	Washington.	Young.....Mercer	9-6
" 5	St. Louis vs. Philadelphia..	Philadelphia	Hawley....Weyhing	7-3
" 6	Pittsburgh vs. Boston.....	Boston. ....	Colcough...Lampe	27-11
" 7	Pittsburgh vs. Brooklyn...	Brooklyn...	Gumbert...Gastr't†	13-13
" 7	New York vs. Chicago.....	New York..	Westervelt....Terry	8-7
" 7	Philadelphia vs. Cleveland..	Philadelphia	Taylor....Clarkson	6-0
" 7	Boston vs. St. Louis.....	Boston .....	Nichols..Breitenst'n	18-7
" 7	Washington vs. Cincinnati..	Washington.	Maul. .... Parrott	8-3
" 7	Baltimore vs. Louisville....	Baltimore...	Inks.....Hemming	7-4
" 8	New York vs. Chicago.....	New York...	Rusie.....McGill	3-0
" 8	Brooklyn vs. Pittsburgh....	Brooklyn. .	Kennedy....Ehret	2-1
" 8	Boston vs. St. Louis.....	Boston.....	Stivetts..A.Clarkson	12-6
" 8	Baltimore vs. Louisville....	Baltimore. .	Hawke.....Stratton	14-2
" 8	Washington vs. Cincinnati..	Washington.	Esper.....Dwyer	9-6

\* Ten innings.    † Forfeited.

THE JUNE RECORD—*Continued.*

Date.	Contesting Clubs.	City.	Pitchers.	Score.
June 8	Cleveland vs. Philadelphia..	Philadelphia	Young.... Weyhing	4-1
" 9	Boston vs. St. Louis.....	Boston.....	Nichols. Breit'nstein	12-8
" 9	Philadelphia vs. Cleveland..	Philadelphia	Taylor..... Fischer	9-1
" 9	Baltimore vs. Louisville....	Baltimore ..	McMahon. Menafee	7-5
" 9	Brooklyn vs. Pittsburgh....	Brooklyn....	Daub..... Killen	14-5
" 9	Cincinnati vs. Washington..	Washington.	Chamberlain.. Petty	8-3
" 9	Chicago vs. New York.....	New York...	Hutchinson. Meekin	10-9
" 10	No games scheduled.....	.....	.....	.....
" 11	New York vs. Louisville....	New York...	Rusie.... Hemming	8-3
" 11	Boston vs. Chicago.....	Boston.....	Stivetts.... Terry	15-14
" 11	Philadelphia vs. Pittsburgh.	Philadelphia	Weyhing.... Killen	7-4
" 11	Brooklyn vs. Cincinnati....	Brooklyn ...	Stein..... Dwyer	12-11
" 11	St. Louis vs. Washington...	Washington.	A. Clarkson.. Maul†	3-2
" 11	Cleveland vs. Baltimore....	Baltimore...	Young..... Brown	9-7
" 12	New York vs. Louisville....	New York...	Meekin..... Knell	4-1
" 12	Philadelphia vs. Pittsburgh.	Philadelphia	Taylor..... Ehret	17-1
" 12	Boston vs. Chicago.....	Boston.....	Nichols..... McGill	12-9
" 12	Washington vs. St. Louis ..	Washington.	Mercer. Breitenstein	4-3
" 12	Cincinnati vs. Brooklyn....	Brooklyn ...	Ch'mberl'n . Gast'ht	5-3
" 13	New York vs. Cincinnati....	New York...	Rusie.... Hemming	7-5
" 13	Brooklyn vs. Cincinnati....	Brooklyn ..	Daub..... Parrott	11-5
" 13	Baltimore vs. Cleveland....	Baltimore..	McMahon. Clarkson	9-2
" 13	Washington vs. St. Louis...	Washington.	Esper..... Gleason	12-3
" 13	Chicago vs. Boston.....	Chicago ....	Griffith..... Lovett	6-2
" 13	Pittsburgh vs. Philadelphia.	Pittsburgh ..	Nicol..... Carsey	8-6
" 14	Philadelphia vs. Cincinnati..	Philadelphia	Weyhing.... Dwyer	5-2
" 14	Boston vs. Louisville.....	Boston.....	Staley..... Knell	9-6
" 14	Baltimore vs. St. Louis....	Baltimore...	Mullane Breit'stein†	7-6
" 14	Cleveland vs. Brooklyn ...	Brooklyn ...	Young.... Kennedy	5-4
" 14	Pittsburgh vs. New York...	New York...	Killen..... Clark	10-4
" 14	Chicago vs. Washington....	Washington.	McGill.... Sullivan†	12-11
" 15	New York vs. Pittsburgh...	New York...	Meekin.... Gumbert	9-2
" 15	Brooklyn vs. Cleveland.....	Brooklyn ..	Stein..... Lyster	9-8
" 15	Philadelphia vs. Cincinnati.	Philadelphia	Callahan Chamb'l'n	21-8
" 15	Baltimore vs. St. Louis....	Baltimore ..	Hawke. A. Clarkson	17-3
" 15	Washington vs. Chicago....	Washington.	Maul ..... Abbey	6-4
" 15	Boston vs. Louisville.....	Boston .....	Stivetts... Hemming	15-10
" 16	New York vs. Pittsburgh...	New York..	Rusie..... Ehret	8-5
" 16	Brooklyn vs. Cleveland....	Brooklyn ...	Kennedy... Fischer	11-7
" 16	Philadelphia vs. Cincinnati.	Philadelphia	Carsey..... Pfann	19-9
" 16	Baltimore vs. St. Louis....	Baltimore ..	McMahon Breit'st'n	12-5
" 16	Boston vs. Louisville.....	Boston. ....	Lovett.... Stratton	16-10
" 16	Chicago vs. Washington....	Chicago ....	Griffith..... Esper	11-5
" 17	St. Louis vs. Cincinnati....	Cincinnati.	A. Cl'kson Tannehill	9-6
" 18	Philadelphia vs. New York..	New York..	Weyhing.... Meekin	4-1
" 18	Brooklyn vs. Washington ..	Washington.	Stein..... Mercer	10-6
" 18	Boston vs. Baltimore .....	Boston .....	Stivetts.... Mullane	24-7
" 18	Baltimore vs. Boston.....	Boston .....	McMahon.. Nichols	9-7
" 18	Pittsburgh vs. Louisville....	Pittsburgh..	Colcolough... Knell	9-8
" 18	Pittsburgh vs. Louisville....	Pittsburgh..	Killen..... Menafee	11-1
" 18	Cleveland vs. Chicago.....	Cleveland ..	Young..... McGill	11-3
" 18	Cincinnati vs. St. Louis ....	St. Louis ...	Dwyer. Breitenstein	8-4
" 19	Brooklyn vs. Washington ..	Washington.	Kennedy..... Maul	11-9
" 19	Baltimore vs. Boston.....	Boston .....	Hawke..... Staley	13-8

† Eleven innings.    † Forfeited.

THE JUNE RECORD—*Continued.*

Date.	Contesting Clubs.	City.	Pitchers.	Score.
June 19	Chicago vs. Cleveland.....	Cleveland ..	Terry.....Knaus	5-2
" 19	Louisville vs. Pittsburgh...	Pittsburgh..	Hemming...Easton	9-4
" 19	Cincinnati vs. St. Louis....	St. Louis ...	Chamb'lain Hawley	3-2
" 20	New York vs. Philadelphia..	New York..	Clark.....Carsey	6-4
" 20	New York vs. Philadelphia..	New York..	Rusie....Callahan	14-6
" 20	Boston vs. Baltimore.....	Boston .....	Stivetts...McMahon	13-12
" 20	Washington vs. Brooklyn..	Brooklyn ...	Esper .....	Daub 16-12
" 20	Pittsburgh vs. Louisville...	Pittsburgh..	Gumbert...Menafee	7-6
" 20	Cleveland vs. Chicago.....	Cleveland ..	Clarkson...Griffith	7-3
" 20	St. Louis vs. Cincinnati....	St. Louis ...	Breitenstein..Blank	4-2
" 21	Brooklyn vs. New York....	Brooklyn ...	Kennedy...German	16-1
" 21	Boston vs. Washington....	Boston.....	Nichols.....Maul	10-7
" 21	Baltimore vs. Philadelphia..	Baltimore...	Mullane...Weyhing	9-5
" 21	Chicago vs. Pittsburgh....	Pittsburgh..	Terry.....Ehret	10-7
" 21	Louisville vs. Cincinnati....	Cincinnati ..	Knell.....Dwyer	5-4
" 22	Brooklyn vs. New York....	New York..	Stein.....Rusie	7-0
" 22	Baltimore vs. Philadelphia..	Baltimore...	Inks.....Burris	18-14
" 22	Washington vs. Boston....	Washington.	Mercer .....	Staley 26-12
" 22	Pittsburgh vs. Chicago....	Pittsburgh..	Killen .....	Griffith 11-4
" 22	Cleveland vs. St. Louis....	St. Louis ...	Young...A. Clarkson	6-3
" 23	New York vs. Brooklyn....	Brooklyn...	Meekin...Kennedy	10-8
" 23	Boston vs. Washington....	Washington.	Stivetts .....	Esper 12-5
" 23	Baltimore vs. Philadelphia..	Baltimore...	McMahon...Lukens	18-11
" 23	St. Louis vs. Cleveland....	St. Louis ...	Breit'nst'in..Griffith	14-3
" 23	Pittsburgh vs. Chicago.....	Pittsburgh..	Colcolo'gh.Hutch'n	9-4
" 23	Cincinnati vs. Louisville....	Cincinnati...	Chamberl'n.Stratt'n	5-1
" 23	Cincinnati vs. Louisville....	Cincinnati...	Tannehill...Menafee	8-3
" 24	Cincinnati vs. Louisville....	Louisville...	Dwyer...Hemming	7-5
" 24	St. Louis vs. Cleveland....	St. Louis ...	Hawley...Clarkson	14-10
" 24	Baltimore vs. Chicago.....	Chicago ....	Hawke.....Terry	11-10
" 25	St. Louis vs. New York....	St. Louis ...	A. Clarkson...Rusie	3-2
" 25	Pittsburgh vs. Washington.	Pittsburgh..	Killen .....	Esper 6-1
" 25	Chicago vs. Baltimore.....	Chicago ....	Hutchins'n.Mullane	15-8
" 25	Boston vs. Louisville....	Louisville...	Nichols.....Knell	9-1
" 26	New York vs. St. Louis....	St. Louis ...	Meekin..Breitenst'n	4-3
" 26	Baltimore vs. Chicago.....	Chicago ....	McMahon...McGill	14-6
" 26	Pittsburgh vs. Washington.	Pittsburgh..	Ehret.....Sullivan	6-5
" 27	New York vs. St. Louis....	St. Louis ...	Westervelt..Hawley	11-0
" 27	Brooklyn vs. Cleveland....	Cleveland...	Stein.....Young	10-7
" 27	Brooklyn vs. Cleveland....	Cleveland..	Daub.....Clarkson	5-2
" 27	Boston vs. Louisville.....	Louisville...	Stivetts....Menafee	13-3
" 27	Chicago vs. Baltimore.....	Chicago....	Griffith....Hawke	13-4
" 27	Pittsburgh vs. Washington..	Pittsburgh..	Gumbert....Mercer	11-4
" 27	Cincinnati vs. Philadelphia..	Cincinnati ..	Parrott....Weyhing	7-3
" 28	New York vs. Chicago.....	Chicago ....	Rusie.....Terry	6-5
" 28	Brooklyn vs. Pittsburgh....	Pittsburgh..	Kennedy....Killen	11-7
" 28	Boston vs. St. Louis.....	St. Louis ...	NicholsA.Clarkson*	12-11
" 28	Cleveland vs. Baltimore....	Cleveland..	Cuppy.....Mullane	18-11
" 28	Louisville vs. Philadelphia..	Louisville...	Hemming...Carsey*	11-9
" 28	Cincinnati vs. Washington..	Cincinnati ..	Chamberlain..Maul	6-4
" 29	New York vs. Chicago.....	Chicago ....	Meekin.Hutchinson	14-8
" 29	Brooklyn vs. Pittsburgh....	Pittsburgh..	Stein.....Ehret	7-5
" 29	Boston vs. St. Louis.....	St. Louis ...	Staley..Breitenstein	13-4
" 29	Baltimore vs. Cleveland ....	Cleveland...	McMahon...Griffith	9-6

\* Ten innings.



THE JUNE RECORD—*Continued.*

Date.	Contesting Clubs.	City.	Pitchers.	Score.
June 29	Louisville vs. Philadelphia..	Louisville...	Knell.....Lukens	12-5
" 29	Cincinnati vs. Washington..	Cincinnati..	Dwyer.....Sullivan	6-4
" 30	Baltimore vs. Cleveland....	Cleveland...	Inks.....Young	5-3
" 30	Philadelphia vs. Louisville..	Louisville..	Weyhing...Menafee	13-6
" 30	Pittsburgh vs. Brooklyn....	Pittsburgh..	Gumbert...Kennedy	10-6
" 30	Cincinnati vs. Washington..	Cincinnati..	Parrott.....Mercer	12-0
" 30	St. Louis vs. Boston.....	St. Louis..	A. Clarkson..Lovett	10-9

## THE JUNE PENNANT RACE RECORD.

CLUBS.	Won.	Lost.	Played.	Per cent.	CLUBS.	Won.	Lost.	Played.	Per cent.
Baltimore.....	37	15	52	.712	Cleveland.....	23	23	51	.549
Boston.....	38	19	57	.667	Cincinnati.....	23	30	53	.434
Brooklyn.....	33	20	53	.623	St. Louis.....	25	33	58	.431
Pittsburgh.....	35	22	57	.614	Chicago.....	18	37	55	.327
Philadelphia.....	29	22	51	.539	Washington.....	16	41	57	.281
New York.....	31	24	55	.534	Louisville.....	14	41	55	.255

No games were drawn, forfeited or protested.

The Baltimore club retained the leading position in the race at the close of the June campaign with the percentage figures of .712, the tail-end club's percentage figures being .255, a difference in percentage points of .457, thereby showing a poorly contested race even at that early period of the season. Boston was in second position, with Brooklyn third, this month's figures being the culmination of the Brooklyn team's success. Pittsburgh was fourth, that being the only Western club in the first division, although so early in the race, the "Phillies" and the "Giants" being respectively fifth and sixth. Cleveland headed the second division at the close of the month, followed by Cincinnati, St. Louis, Chicago and Washington, Louisville being still occupants of the last ditch.

## THE JULY CAMPAIGN RECORD.

Date.	Contesting Clubs.	City.	Pitchers.	Score.
July 1	Cincinnati vs. Brooklyn....	Cincinnati..	Chamberlain..Daub	9-7
" 1	Louisville vs. Baltimore....	Louisville...	Hemming...Hawke	6-0
" 1	Washington vs. St. Louis...	St. Louis....	Esper.. Breitenstein	4-2
" 1	Cleveland vs. Chicago.....	Chicago....	Cuppy.....Griffith	10-9
" 2	New York vs. Cleveland....	Cleveland...	Rusie.....Griffith	6-4
" 2	Boston vs. Pittsburgh.....	Pittsburgh..	Nichols..... Ehret	7-2
" 2	Philadelphia vs. Chicago....	Chicago....	Carsey.....Stratton	17-15
" 3	No games scheduled.....	.....	.....	....
" 4	New York vs. Cleveland....	Cleveland...	Meekin.....Cuppy	4-3



THE JULY CAMPAIGN RECORD—*Continued.*

Date.	Contesting Clubs.	City.	Pitchers.	Score.
July	4 New York vs. Cleveland....	Cleveland...	Westervelt.. Young	12-11
"	4 Cincinnati vs. Brooklyn....	Cincinnati...	Parrott.. Kennedy	14-7
"	4 Cincinnati vs. Brooklyn....	Cincinnati...	Chamberlain...Stein	13-8
"	4 Boston vs. Pittsburgh.....	Pittsburgh ..	Stivetts.....Killen	7-4
"	4 Pittsburgh vs. Boston.....	Pittsburgh ..	Ehret.....Nichols	13-11
"	4 Chicago vs. Philadelphia...	Chicago.....	McGill.....Turner	16-10
"	4 Philadelphia vs. Chicago...	Chicago.....	Weyhing....McGill	12-11
"	4 Baltimore vs. Louisville....	Louisville...	McMahon....Knell	3-2
"	4 Louisville vs. Baltimore....	Louisville...	Hemming.....Inks	11-1
"	4 Washington vs. St. Louis...	St. Louis....	Sullivan....Hawley	10-5
"	4 St. Louis vs. Washington...	St. Louis....	A. Clarkson..Mercer	15-8
"	5 New York vs. Louisville....	Louisville...	Westervelt..Menafee	4-3
"	5 Boston vs. Cleveland.....	Cleveland...	Staley.....Clarkson	22-7
"	5 Philadelphia vs. Pittsburgh	Pittsburgh ..	Carsey..Colcolough	4-3
"	5 St. Louis vs. Brooklyn....	St. Louis....	Hawley.....Daub	13-12
"	5 Cincinnati vs. Baltimore....	Cincinnati...	Dwyer.....Hawke	20-6
"	5 Chicago vs. Washington....	Chicago ....	Stratton.....Maul	13-10
"	6 New York vs. Louisville....	Louisville...	Rusie.....Hemming	10-6
"	6 Boston vs. Cleveland.....	Boston.....	Stivetts. ....Cuppy	19-6
"	6 Philadelphia vs. Pittsburgh	Pittsburgh ..	Haddock....Killen	13-7
"	7 New York vs. Louisville....	Louisville...	Meekin.....Knell	14-6
"	7 Brooklyn vs. St. Louis....	St. Louis....	Kennedy..Breit'n's'n	10-5
"	7 Boston vs. Cleveland.....	Cleveland...	Nichols.....Young	16-10
"	7 Philadelphia vs. Pittsburgh.	Pittsburgh ..	Weyhing....Ehret	12-0
"	7 Baltimore vs. Cincinnati....	Cincinnati ..	Inks.....Parrott	11-2
"	7 Chicago vs. Washington....	Chicago ....	Abbey.....Sullivan	9-7
"	8 Brooklyn vs. St. Louis ....	St. Louis ...	Stein... A.Clarkson	12-5
"	8 Washington vs. Chicago....	Chicago ....	Esper.....Griffith	9-8
"	8 Baltimore vs. Cincinnati....	Cincinnati ..	M'MahonChamb'l'n	14-4
"	9 New York vs. Cincinnati...	Cincinnati ..	Rusie.....Parrott	13-6
"	9 Philadelphia vs. St. Louis ..	St. Louis ...	Callahan....Hawley	11-10
"	9 Baltimore vs. Pittsburgh...	Pittsburgh ..	Brown.....Killen	14-10
"	9 Louisville vs. Brooklyn ....	Louisville ..	Wadsw'th..Kennedy	20-8
"	9 Chicago vs. Boston.....	Chicago ....	Stratton.....Staley	18-11
"	9 Cleveland vs. Washington ..	Cleveland ..	Cuppy.....Esper	16-15
"	10 Cincinnati vs. New York ..	Cincinnati ..	Dwyer.....Meekin	7-3
"	10 Louisville vs. Brooklyn ....	Louisville ..	Menafee.....Daub	13-7
"	10 Pittsburgh vs. Baltimore ..	Pittsburgh ..	Ehret.... McMahon	19-9
"	10 Cleveland vs. Washington ..	Cleveland ..	Young.....Esper	23-4
"	10 St. Louis vs. Philadelphia ..	St. Louis ...	Breitenst'nHaddock	17-8
"	10 Boston vs. Chicago.....	Chicago ....	Stivetts.....McGill	12-3
"	11 Cincinnati vs. New York....	Cincinnati ..	Parrott ..Westervelt	6-5
"	11 Louisville vs. Brooklyn.....	Louisville ..	Hemming.....Stein	7-3
"	11 Pittsburgh vs. Baltimore....	Pittsburgh ..	Gumbert.....Inks	8-6
"	11 Chicago vs. Boston.....	Chicago ....	Griffith.....Nichols	13-1
"	11 Cleveland vs. Washington ..	Cleveland ..	Griffith ....Mercer*	15-10
"	11 St. Louis vs. Philadelphia...	St. Louis....	A.Clarks'nWeyhing	13-12
"	12 New York vs. Pittsburgh....	Pittsburgh ..	Rusie.....Killen	9-6
"	12 Boston vs. Cincinnati.....	Cincinnati ..	Stivetts.....Dwyer	6-4
"	12 Chicago vs. Brooklyn .....	Chicago ....	Stratton .. Kennedy	11-6
"	12 Louisville vs. Washington..	Louisville ..	Knell.....Sullivan	7-5
"	12 Cleveland vs. Philadelphia..	Cleveland ..	Cuppy.....Carsey	20-10
"	13 Pittsburgh vs. New York....	Pittsburgh ..	Ehret....Westervelt	10-4
"	13 St. Louis vs. Baltimore.....	St. Louis....	Breitenstein Hawke	11-10

\* Ten innings.

THE JULY CAMPAIGN RECORD—*Continued.*

Date.	Contesting Clubs.	City.	Pitchers.	Score
July 13	Cleveland vs. Philadelphia.	Cleveland ..	Young.... Callahan	16-8
" 13	Boston vs. Cincinnati.....	Cincinnati..	Staley..... Parrott	22-7
" 14	New York vs. Pittsburgh...	Pittsburgh..	Meekin.... Gumbert	9-5
" 14	Baltimore vs. St. Louis....	St. Louis....	Inks..... Hawley	7-3
" 14	Brooklyn vs. Chicago.....	Chicago.....	Stein..... Abbey*	8-8
" 14	Cincinnati vs. Boston.....	Cincinnati ..	Cross..... Nichols	14-12
" 14	Cleveland vs. Philadelphia.	Cleveland ...	Griffith.... Weyhing	14-7
" 14	Louisville vs. Washington..	Louisville ...	Wadsworth ... Esper	5-3
" 15	Chicago vs. Brooklyn.....	Chicago.....	Terry.... Gastright	10-7
" 15	Baltimore vs. St. Louis....	St. Louis....	M'M'h'n.A Cl'rk'nt	9-8
" 15	Louisville vs. Washington..	Louisville ...	Menafee.... Mercer	11-8
" 15	Cincinnati vs. Cleveland....	Cincinnati...	Dwyer..... Cuppy	17-8
" 16	Philadelphia vs. Boston....	Philadelphia	Harper..... Stivitts	9-2
" 16	St. Louis vs. Pittsburgh....	St. Louis....	Br't'nst'n Colc'lo'gh	11-6
" 16	Louisville vs. Chicago.....	Chicago.....	Hemming... Griffith	11-10
" 16	Cleveland vs. Cincinnati...	Cincinnati...	Young..... Parrott	9-1
" 17	New York vs. Washington..	New York...	Rusie..... Maul	7-2
" 17	Philadelphia vs. Boston....	Philadelphia	Taylor..... Staley	12-2
" 17	Baltimore vs. Brooklyn.....	Baltimore ...	Gleason... Kennedy	13-4
" 17	Cleveland vs. Cincinnati...	Cincinnati...	Griffin ..... Flynn	16-7
" 17	Pittsburgh vs. St. Louis....	St. Louis....	Ehret..... Mason	5-4
" 17	Chicago vs. Louisville.....	Chicago.....	Stratton ..... Knell	8-5
" 18	New York vs. Washington..	New York...	Meekin..... Mercer	5-4
" 18	Boston vs. Philadelphia....	Philadelphia	Nichols.... Weyhing	6-5
" 18	Baltimore vs. Brooklyn.....	Baltimore...	Hawke.... Underwood	6-2
" 18	Cleveland vs. Cincinnati...	Cincinnati...	Young.Chamberlain	9-4
" 18	St. Louis vs. Pittsburgh....	St. Louis....	Hawley... Gumbert	3-2
" 18	Chicago vs. Louisville.....	Chicago.....	Terry... Wadsworth	8-4
" 19	New York vs. Washington..	New York...	German.... Sullivan	13-12
" 19	Brooklyn vs. Baltimore....	Baltimore ...	Stein..... Inks	10-8
" 19	Cincinnati vs. Pittsburgh...	Cincinnati...	Dwyer... Colcolough	8-6
" 19	St. Louis vs. Chicago.....	St. Louis....	Breitenstein..Abbey	7-1
" 20	Boston vs. New York.....	Boston .....	Stivett's.... Rusie	12-1
" 20	Brooklyn vs. Philadelphia..	Brooklyn ...	Kennedy.... Taylor	8-2
" 20	Baltimore vs. Washington..	Washington.	Hawke..... Petty	12-8
" 20	Cincinnati vs. Pittsburgh...	Cincinnati ..	Chamberlain. Ehret	7-6
" 20	Louisville vs. Cleveland....	Louisville ..	Menafee.... Mullane	7-4
" 21	Boston vs. New York.....	Boston .....	Nichols.... Meekin	14-3
" 21	Brooklyn vs. Philadelphia..	Brooklyn ...	Underwood.Harper	8-7
" 21	Washington vs. Baltimore..	Baltimore ..	Maul..... Gleason	14-3
" 21	Chicago vs. St. Louis.....	St. Louis....	Stratton... Hawley*	16-11
" 21	Cleveland vs. Louisville....	Louisville ...	Cuppy... Hemming	2-0
" 21	Cleveland vs. Louisville....	Louisville ..	Young ..... Knell	9-1
" 21	Cincinnati vs. Pittsburgh..	Cincinnati ..	Cross..... Gumbert	12-4
" 22	Cincinnati vs. Louisville....	Louisville ..	Dwyer... Wadsworth	4-0
" 22	Chicago vs. St. Louis.....	St. Louis....	Griffith.A.Clarkson	11-9
" 23	Boston vs. New York .....	Boston .....	Staley..... German	9-5
" 23	Brooklyn vs. Philadelphia..	Brooklyn ...	Stein..... Taylor	7-3
" 23	Philadelphia vs. Brooklyn..	Brooklyn ...	Weyhing .... Daub	12-4
" 23	Cincinnati vs. Louisville....	Louisville ...	Chamberl'n Menafee	9-8
" 23	Pittsburgh vs. Chicago.....	Chicago ....	Killen ..... Stratton	14-6
" 24	New York vs. Baltimore....	New York..	Rusie.... McMahon	1-0
" 24	Cleveland vs. St. Louis.....	Cleveland...	Mullane.Breitenst'n	12-9
" 24	Cleveland vs. St. Louis.....	Cleveland...	Cuppy..... Hawley	4-2

\*Ten innings      † Eleven innings.

THE JULY CAMPAIGN RECORD—*Continued.*

Date.	Contesting Clubs.	City	Pitchers.	Score.
July 24	Cincinnati vs. Louisville....	Louisville...	Parrott...Hemming	4-3
" 24	Chicago vs. Pittsburgh.....	Chicago ....	Hutchinson . Ehret	18-11
" 25	New York vs. Baltimore....	New York..	Meekin .... Gleason	7-2
" 25	Brooklyn vs. Boston.....	Boston ....	Kennedy....Stivetts	8-7
" 25	Boston vs. Brooklyn.....	Boston ....	Nichols Underwood	12-6
" 25	Washington vs. Philadelphia	Washington.	Mercer .... Fanning	16-6
" 25	Philadelphia vs. Washington	Washington.	Carsey .... Sullivan	9-6
" 25	Cleveland vs. St. Louis....	Cleveland ..	Young . Breitenstein	12-3
" 25	Chicago vs. Pittsburgh.....	Chicago ....	Griffith . Colcolough	24-6
" 26	New York vs. Baltimore....	New York..	German....Hawke	16-4
" 26	Brooklyn vs. Boston .....	Boston ....	Stein .... Staley	15-9
" 26	Washington vs. Philadelphia	Washington.	Maul.....Taylor	5-4
" 26	Pittsburgh vs. Cleveland...	Cleveland ..	Ehret.....Mullane	9-3
" 27	Philadelphia vs. New York..	Philadelphia	Harper.....Rusie	13-5
" 27	Washington vs. Brooklyn...	Brooklyn. .	Mercer....Kennedy	8-2
" 27	Boston vs. Baltimore.....	Baltimore...	Stivetts . McMahon	7-4
" 27	Cleveland vs. Pittsburgh...	Cleveland...	Cuppy.....Nicol	9-6
" 27	Cincinnati vs. Chicago.....	Cincinnati. .	Dwyer....Stratton	14-12
" 27	St. Louis vs. Louisville....	St. Louis....	Hawley.W'dsworth	6-4
" 28	New York vs. Philadelphia..	Philadelphia	Meekin.....Carsey‡	12-11
" 28	Brooklyn vs. Washington..	Brooklyn. .	Underw'd . Sullivan	9-5
" 28	Boston vs. Baltimore.....	Baltimore...	Staley.....Gleason	8-4
" 28	Pittsburgh vs. Cleveland...	Cleveland..	Ehret.....Young	8-0
" 28	Cincinnati vs. Chicago.....	Cincinnati. .	Cross.....Griffith	19-13
" 28	Louisville vs. St. Louis....	St. Louis ...	Hemming....Mason	8-4
" 29	St. Louis vs. Louisville....	St. Louis....	Breit'nst'n.Menafee	13-2
" 29	Louisville vs. St. Louis....	St. Louis... .	Knell.....Hawley	9-2
" 29	Chicago vs. Cincinnati.....	Cincinnati. .	Griffith....Parrott	16-9
" 30	New York vs. Philadelphia..	Philadelphia	German....Taylor	13-7
" 30	Washington vs. Brooklyn...	Brooklyn. .	Maul.....Daub	10-6
" 30	Boston vs. Baltimore.....	Baltimore...	Stivetts.....Hawke	5-2
" 30	Pittsburgh vs. Cincinnati...	Pittsburgh. .	Gumbert....Cross	8-6
" 30	Cleveland vs. Louisville....	Cleveland...	Cuppy . Wadsworth	14-5
" 30	Chicago vs. St. Louis.....	Chicago....	Stratton....Hawley	8-4
" 31	New York vs. Boston.....	New York..	Rusie .....Nichols	4-3
" 31	Philadelphia vs. Brooklyn..	Philadelphia	Harper....Kennedy	13-6
" 31	Baltimore vs. Washington...	Baltimore...	McMahon...Mercer	11-3
" 31	Chicago vs. St. Louis.....	Chicago....	Hutch'son..Br't'stn	8-1
" 31	Cleveland vs. Louisville....	Cleveland ..	Mullane..Hemm'g*	12-10
" 31	Louisville vs. Cleveland....	Cleveland ..	Menafee....Young	12-4
" 31	Pittsburgh vs. Cincinnati...	Pittsburgh..	Nicol.....Dwyer*	11-10

\* Ten innings. ‡ Thirteen innings.

Only one game was drawn in July.

## THE JULY PENNANT RACE RECORD.

CLUBS.	Won.	Lost.	Played.	Per cent.	CLUBS.	Won.	Lost.	Played.	Per cent.
Boston. ....	54	28	82	.659	Philadelphia.....	40	36	76	.526
Baltimore.....	47	29	76	.618	Cincinnati.....	39	41	80	.488
New York.....	49	31	80	.613	Chicago.....	34	45	79	.430
Cleveland.....	46	34	80	.575	St. Louis.....	35	50	85	.412
Brooklyn.....	42	35	77	.545	Louisville.....	27	56	83	.325
Pittsburgh.....	43	38	81	.531	Washington.....	24	57	81	.296

By the end of July the Boston club had ousted Baltimore out of first place, and the calculation now was that Boston would ultimately win. New York had pulled up to third place this month, and from this time out these three clubs monopolized the three leading positions in the race, no other club from now on being regarded as in the race, as far as the winning of the pennant was concerned. On the 31st of July two Western clubs occupied positions in the first division—Cleveland being fourth and Pittsburgh sixth—the Brooklyn club leading the "Pirates" by a few points only. The "Phillies" had been forced back into the second division, and Louisville had pushed the Washingtons into the last ditch, the difference in percentage points between the Boston and Washington clubs—the leader and tail-ender—being 355 points.

Now came the trying month of August, and with it came the customary falling off in patronage, largely due to the one-sided character of the pennant race, the chief interest in the contest for the championship now lying in the struggle for the lead between Baltimore, New York and Boston, the "Bean Eaters" still leading at the end of July, followed by Baltimore and New York.

#### THE AUGUST CAMPAIGN RECORD.

The following is the record of the August campaign, which led to a material change in the relative positions of the twelve clubs by the close of the month:

#### THE AUGUST RECORD.

Date.	Contesting Clubs.	City.	Pitchers.	Score.
Aug. 1	New York vs. Boston.....	New York...	Meekin.....Staley†	5-4
" 1	Philadelphia vs. Brooklyn..	Philadelphia	Carsey.....Stein	6-5
" 1	Baltimore vs. Washington ..	Washington.	Gleason.....Mercer	6-4
" 1	Baltimore vs. Washington..	Washington.	Inks.....Stockdale	11-4
" 1	Chicago vs. St. Louis.....	Chicago.....	McGill.....Hawley	26-8
" 1	Pittsburgh vs. Cincinnati...	Pittsburgh..	Colcolough. Parrott	15-5
" 2	Boston vs. New York.....	New York...	Nichols.....German	13-13
" 2	Philadelphia vs. Brooklyn..	Philadelphia	Fanning.Underwo'd	9-8
" 2	Baltimore vs. Washington..	Baltimore...	Hawke.....Maul	10-9
" 2	St. Louis vs. Pittsburgh....	Pittsburgh..	Breitenstein..Ehret	7-4
" 2	Cleveland vs. Cincinnati....	Cleveland ..	Cuppy.Chamberlain	9-4
" 2	Chicago vs. Louisville.....	Louisville...	Hutchinson..Knell	4-3
" 3	New York vs. Brooklyn ....	Brooklyn....	Westervelt....Daub	17-3
" 3	Brooklyn vs. New York ....	Brooklyn....	Kennedy....Clarke	7-6
" 3	Philadelphia vs. Baltimore..	Philadelphia	Taylor.....Esper	14-4
" 3	Baltimore vs. Philadelphia..	Philadelphia	McMahon.Weyhing	16-3
" 3	Washington vs. Boston. ....	Boston.....	Mercer.....Nichols	8-4
" 3	Cleveland vs. Cincinnati....	Cleveland...	Young.....Cross	11-5
" 3	St. Louis vs. Pittsburgh ....	Pittsburgh..	Hawley....Gumbert	8-6

† Eleven innings.

THE AUGUST RECORD—*Continued.*

Date.	Contesting Clubs.	City.	Pitchers.	Score.
Aug. 3	Louisville vs. Chicago.....	Louisville...	Forfeited; no game.	9-0
" 4	New York vs. Brooklyn....	Brooklyn....	Rusie.....Stein	16-9
" 4	New York vs. Brooklyn....	Brooklyn....	Meekin.....Stein	9-
" 4	Boston vs. Washington....	Boston.....	Stivetts....Sullivan	11-5
" 4	Baltimore vs. Philadelphia..	Philadelphia	Gleason.....Carsey	19-12
" 4	Pittsburgh vs. St. Louis....	Pittsburgh..	Colcolo'h Breitens'n	11-5
" 4	Cincinnati vs. Cleveland....	Cleveland...	Parrott....Cuppy	8-5
" 4	Chicago vs. Louisville.....	Louisville..	Griffith....Hemming	10-4
" 5	Chicago vs. Cincinnati.....	Chicago....	Griffith....Dwyer	8-1
" 5	Louisville vs. St. Louis....	Louisville..	Wadsw'thA.Clark'n	5-2
" 6	Brooklyn vs. New York....	New York...	Kennedy..Westerv't	21-8
" 6	Boston vs. Washington....	Boston.....	Staley.....Maul	15-7
" 6	Chicago vs. Cincinnati.....	Chicago....	Stratton.....Cross	12-9
" 6	Pittsburgh vs. Cleveland....	Pittsburgh..	Ehret.....Young	11-6
" 6	Louisville vs. St. Louis....	Louisville..	Menafee....Hawley	3-1
" 7	New York vs. Washington..	Washington.	Rusie.....Mercer	16-8
" 7	Baltimore vs. Brooklyn....	Brooklyn....	McMahon....Daub	26-5
" 7	Brooklyn vs. Baltimore....	Brooklyn....	Stein.....Inks	18-8
" 7	Boston vs. Philadelphia....	Boston.....	Nichols....Carsey	19-8
" 7	Cleveland vs. Pittsburgh..	Pittsburgh..	Cuppy...Colcolough	10-9
" 7	Chicago vs. Cincinnati.....	Chicago....	Hutchin'n.Fischer*	13-11
" 7	St. Louis vs. Louisville....	Louisville..	Breitenstein..Knell	11-2
" 8	Washington vs. New York..	Washington.	Sullivan...Meekin	12-10
" 8	Baltimore vs. Brooklyn....	Brooklyn....	Gleason....Kennedy	4-1
" 8	Baltimore vs. Brooklyn....	Brooklyn....	Esper...Summerville	13-5
" 8	Philadelphia vs. Boston....	Boston.....	Harper.....Staley	18-10
" 8	Pittsburgh vs. Cleveland....	Pittsburgh..	Ehret.....Petty	10-3
" 8	Cincinnati vs. Chicago.....	Chicago....	Dwyer.....McGill	14-11
" 9	New York vs. Washington..	Washington.	Meekin.....Maul	7-5
" 9	Brooklyn vs. Baltimore....	Brooklyn....	Stein.....Hawke	11-7
" 9	Boston vs. Philadelphia....	Boston.....	Hodson.....Taylor	11-2
" 9	Louisville vs. Pittsburgh..	Pittsburgh..	Hemming..Gumbert	5-4
" 9	Chicago vs. Cincinnati.....	Chicago....	Dwyer.....McGill	14-11
" 10	Baltimore vs. New York....	Baltimore...	Gleason.....Rusie	12-9
" 10	Boston vs. Brooklyn.....	Brooklyn....	Nichols....Kennedy	12-6
" 10	Washing'tn vs. Philadelphia	Washington.	Mercer.....Carsey	4-1
" 10	Pittsburgh vs. Louisville..	Pittsburgh..	Ehret...Wadsworth	9-6
" 10	Cleveland vs. Chicago.....	Chicago....	Young...Hutchinson	2-1
" 11	Baltimore vs. New York....	Baltimore...	M'Mah'n.West'rv'lt	20-1
" 11	Brooklyn vs. Boston.....	Brooklyn....	Lucid.....Stivetts	11-10
" 11	Philadelphia vs. Washington	Philadelphia	Taylor....Sullivan	10-7
" 11	Philadelphia vs. Washington	Philadelphia	Weyhing.....Maul	16-4
" 11	Pittsburgh vs. Louisville..	Pittsburgh..	Gumbert...Menafee	3-2
" 11	Cleveland vs. Chicago.....	Chicago....	Cuppy.....Stratton	11-9
" 11	Cincinnati vs. St. Louis....	Cincinnati..	Fischer....Hawley	7-6
" 12	Chicago vs. Cleveland.....	Chicago....	Griffith.....Petty	16-5
" 12	St. Louis vs. Cincinnati....	Cincinnati..	Breitenstein.Parrott	12-5
" 13	New York vs. Baltimore....	Baltimore...	Meekin.....Hawke	5-1
" 13	Brooklyn vs. Boston.....	Brooklyn....	Stein.....Hodson	13-5
" 13	Chicago vs. Pittsburgh....	Pittsburgh..	Hutchinson..Ehret	17-14
" 14	New York vs. St. Louis....	New York...	Rusie...A.Clarkson	5-4
" 14	Boston vs. Pittsburgh.....	Boston.....	Nichols...Gumbert	22-5
" 14	Baltimore vs. Cincinnati....	Baltimore...	Gleason....Dwyer*	6-5
" 14	Chicago vs. Brooklyn.....	Brooklyn....	Stratton...Kennedy	5-1



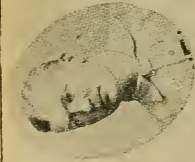
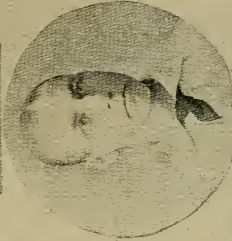
\* Ten innings.






Brooklyn Base Ball Club, '94.





Cleveland Base Ball Club, '94.



Pittsburgh Base Ball Club, '04.



**A. C. Anson, Chicago Base Ball Club.**  
**The only "Colt" Who Had a Picture Taken.**

THE AUGUST RECORD—*Continued.*

Date.	Contesting Clubs.	City.	Pitchers.	Score.
Aug. 14	Cleveland vs. Washington..	Washington	Young.....Mercer*	1-0
" 14	Louisville vs. Philadelphia..	Philadelphia	Knell.....Carsey	13-7
" 15	St. Louis vs. New York.....	New York..	Breitenst'n..German	4-3
" 15	Brooklyn vs. Chicago.....	Brooklyn...	Daub...Hutchinson	9-5
" 15	Boston vs. Pittsburgh.....	Boston.....	Stivetts.....Ehret†	6-5
" 15	Philadelphia vs. Louisville..	Philadelphia	Taylor....Hemming	14-4
" 15	Baltimore vs. Cincinnati....	Baltimore..	McMahon...Fischer	8-2
" 15	Washington vs. Cleveland...	Washington	Stockdale....Cuppy	7-6
" 16	New York vs. St. Louis.....	New York..	Meekin.....Hawley	13-3
" 16	Boston vs. Pittsburgh.....	Boston.....	Staley....Menafee	6-4
" 16	Baltimore vs. Cincinnati....	Baltimore..	Hawke.....Parrott	15-6
" 16	Philadelphia vs. Louisville..	Philadelphia	Weyhing.....Nicol	17-3
" 16	Washington vs. Cleveland..	Washington	Maul.....Young	6-2
" 16	Chicago vs. Brooklyn.....	Brooklyn...	Griffith.....Lucid	3-1
" 17	New York vs. St. Louis.....	New York..	Rusie...A. Clarkson	7-6
" 17	Philadelphia vs. Louisville..	Philadelphia	Carsey..Wadsworth	29-4
" 17	Cleveland vs. Washington..	Washington	Cuppy.....Mercer	9-8
" 18	Chicago vs. New York.....	New York..	Stratton....German	6-4
" 18	Chicago vs. New York.....	New York..	Terry.....Meekin*	5-5
" 18	St. Louis vs. Brooklyn.....	Brooklyn...	Breitenstein...Stein	4-0
" 18	Cincinnati vs. Boston.....	Boston.....	Dwyer.....Nichols	19-6
" 18	Baltimore vs. Pittsburgh...	Pittsburgh..	Gleason.....Ehret	17-2
" 18	Philadelphia vs. Cleveland..	Philadelphia	Taylor.....Sullivan	11-6
" 18	Washington vs. Louisville..	Washington.	Stockdale Hemming	6-4
" 19	No games scheduled.....	.....	.....	.....
" 20	New York vs. Chicago.....	New York..	Rusie.....Griffith	11-3
" 20	Brooklyn vs. St. Louis.....	St. Louis...	KennedyA.Clarks'n	20-4
" 20	Philadelphia vs. Cleveland..	Philadelphia	Harper.....Young	16-1
" 20	Washington vs. Louisville..	Washington.	Maul.....Knell	8-7
" 20	Pittsburgh vs. Baltimore...	Baltimore..	Menafee....Esper	7-5
" 21	New York vs. Chicago.....	New York..	German.Hutchins'n	13-11
" 21	Brooklyn vs. St. Louis.....	Brooklyn...	Lucid..Breitenstein	20-11
" 21	Boston vs. Cincinnati.....	Boston.....	Staley.....Fischer	18-3
" 21	Boston vs. Cincinnati.....	Boston.....	Nichols.....Parrott	28-8
" 21	Baltimore vs. Pittsburgh...	Baltimore..	Hawke....Gumbert	17-11
" 21	Philadelphia vs. Cleveland..	Philadelphia	Carsey.....Cuppy	12-6
" 21	Washington vs. Louisville..	Washington.	Mercer.Wadsworth	15-9
" 22	New York vs. Chicago.....	New York..	Meekin Hutchinson	8-5
" 22	Boston vs. Cincinnati.....	Boston.....	Nichols...Fournier	8-7
" 22	Philadelphia vs. Baltimore..	Philadelphia	Taylor.....Inks	3-2
" 23	New York vs. Louisville...	New York..	Rusie....Hemming	8-4
" 23	Boston vs. Cleveland.....	Boston.....	Stivetts.....Young	12-10
" 23	Philadelphia vs. Pittsburgh	Philadelphia	Harper.....Menafee	9-4
" 23	Washington vs. Chicago....	Washington.	Stockdale....Terry	14-3
" 23	St. Louis vs. Baltimore....	Baltimore..	Hawley...Gleason	10-6
" 23	Cincinnati vs. Brooklyn....	Brooklyn...	Dwyer.....Stein	13-2
" 24	New York vs. Louisville...	New York..	German.....Knell	20-4
" 24	Brooklyn vs. Cincinnati....	Brooklyn...	Kennedy...Fischer	15-9
" 24	Baltimore vs. St. Louis.....	Baltimore..	M'Mah'nBreitn'st'n	5-2
" 24	Philadelphia vs. Pittsburgh.	Philadelphia	Carsey.....Ehret	14-7
" 24	Boston vs. Cleveland.....	Boston.....	Hodson.....Cuppy	14-4
" 24	Cleveland vs. Boston.....	Boston.....	Cuppy.....Staley	10-8
" 24	Chicago vs. Washington....	Washington.	Griffith.....Mercer	10-5
" 25	New York vs. Louisville...	New York..	Meekin.....Nicol	18-6

\* Ten innings. † Eleven innings.

THE AUGUST RECORD—*Continued.*

Date.	Contesting Clubs.	City.	Pitchers.	Score.
Aug. 25	New York vs. Louisville ...	New York..	Rusie..Wadsworth	5-1
" 25	Brooklyn vs. Cincinnati....	Brooklyn...	Daub.....Dwyer	5-3
" 25	Baltimore vs. St. Louis.....	Baltimore...	Hawke.A. Clarkson	4-3
" 25	Boston vs. Cleveland.....	Boston.....	Hodson....Sullivan	8-3
" 25	Philadelphia vs. Pittsburgh.	Philadelphia	Taylor....Gumbert	13-6
" 25	Washington vs. Chicago....	Washington.	Mercer....Stratton	9-4
" 26	No game scheduled.....	.....	.....	.....
" 27	Cincinnati vs. Philadelphia.	Philadelphia	Whitrock...Fanning	19-9
" 27	Cincinnati vs. Philadelphia.	Philadelphia	Fournier....Harper	9-8
" 27	Baltimore vs. Chicago.....	Baltimore...	Gleason.Hutchins'n	12-3
" 28	New York vs. Cleveland....	Cleveland...	Rusie.....Young	5-1
" 28	Brooklyn vs. Pittsburgh....	Brooklyn....	Kennedy...Menafee	8-2
" 28	Philadelphia vs. Chicago...	Philadelphia	Taylor.....Terry	16-6
" 28	Baltimore vs. Louisville....	Baltimore...	M'Mah'n.Hemming	8-2
" 28	Washington vs. Cincinnati..	Washington.	Maul.....Dwyer	9-7
" 28	St. Louis vs. Boston.....	Boston.....	Hawley....Nichols	9-5
" 29	New York vs. Cleveland....	New York...	Meekin.....Cuppy	6-4
" 29	Brooklyn vs. Pittsburgh....	Brooklyn....	Stein.....Ehret	11-7
" 29	Baltimore vs. Louisville....	Baltimore...	Hawke..Wadsworth	8-6
" 29	Boston vs. St. Louis.....	Boston.....	Stivetts.A. Clarkson	14-4
" 29	Washington vs. Cincinnati..	Washington.	Mercer....Fournier	9-5
" 29	Chicago vs. Philadelphia....	Philadelphia	Griffith.....Carsey	13-6
" 30	Cleveland vs. New York....	New York...	Sullivan....Clarke	13-4
" 30	St. Louis vs. Boston.....	Boston.....	Hawley....Hodson	7-3
" 30	Chicago vs. Philadelphia....	Philadelphia	Hutchinson.Harper	15-11
" 30	Baltimore vs. Louisville....	Baltimore...	Gleason.....Knell	9-8
" 30	Brooklyn vs. Pittsburgh....	Brooklyn....	Kennedy..Gumbert	19-11
" 30	Pittsburgh vs. Brooklyn....	Brooklyn...	Menafee.....Daub	9-1
" 30	Washington vs. Cincinnati..	Washington.	Stockdale...Fischer	8-6
" 31	New York vs. Boston.....	New York...	Rusie.....Nichols	5-1
" 31	Baltimore vs. Cleveland....	Baltimore...	Esper.....Young	5-1
" 31	Philadelphia vs. Washington	Philadelphia	Taylor.....Maul	10-8
" 31	Philadelphia vs. Washington	Philadelphia	Weyhing...Wynne	11-5

Two games were drawn in August.

Baltimore, Boston and New York led the first division clubs in the pennant race up to August 31st, with the respective percentage figures of .657, .645 and .639, followed by Philadelphia with .562, Brooklyn with .533 and Cleveland with .529, only one Western club being left in the first division, something hitherto unprecedented in League pennant races. Pittsburgh led the second division clubs with the percentage figures of .491 only, that club having fallen off badly in August, with Chicago a good second, followed by Cincinnati, St. Louis, Washington and Louisville, the "Senators" having driven the "Colonels" into the last ditch, the Louisville figures being .302.

Here is the pennant race record up to the close of the August campaign:



## AUGUST RECORD.

CLUBS.	Won.	Lost.	Played.	Per cent.	CLUBS.	Won.	Lost.	Played.	Per cent.
Baltimore.....	69	36	105	.657	Pittsburgh.....	52	54	106	.491
Boston.....	69	38	107	.645	Chicago.....	49	58	107	.458
New York.....	69	39	108	.639	Cincinnati.....	46	60	106	.434
Philadelphia.....	59	46	105	.562	St. Louis.....	44	63	107	.411
Brooklyn.....	56	49	105	.533	Washington.....	37	71	108	.343
Cleveland.....	55	49	104	.529	Louisville.....	32	74	106	.302

By the close of the August campaign the Baltimore club had regained the position in the van, and afterward they were not headed. Then began an exciting struggle between the Boston champions and the "Giants" for second place, but it was not until September 6th that the "Giants" led the "Champions," and then only by the percentage figures of .652 to .646. Baltimore leading at that date with but .676, so it will be seen that the fight between those three was nip and tuck after the end of August. At that time the "Phillies," the Brooklyns and the Clevelands were struggling equally hard for fourth place, the "Phillies" leading, with Brooklyn fifth and Cleveland sixth. By this time Washington had comfortably buried the Louisvilles in the last ditch, and no resurrection followed.

## THE SEPTEMBER CAMPAIGN RECORD.

The feature of the last monthly campaign of the championship season was the fight for second place between Boston and New York. When the campaign began Baltimore led with the percentage figures of .667, and it was an exceedingly close fight between the "Champions" and "Giants," the former leading the latter by the percentage figures of .645 to .643 on September 3d. The "Phillies," Brooklyns and Clevelands were the next three in the first division, all three being in the five hundreds in percentage points.

Here is the month's record :

## THE SEPTEMBER RECORD.

Date.	Contesting Clubs.	City.	Pitchers.	Score.
Sept. 1	New York vs. Cincinnati....	New York..	German...Whitrock	8-6
" 1	Brooklyn vs. Louisville.....	Brooklyn...	Stein .... Hemming	6-5
" 1	Brooklyn vs. Louisville.....	Brooklyn...	Kennedy. W'sworth	20-7
" 1	Baltimore vs. Cleveland....	Baltimore..	Gleason.... Cuppy	5-2
" 1	Philadelphia vs. St. Louis..	Philadelphia	Carsey.....Hawley	19-9
" 1	Washington vs. Pittsburgh .	Pittsburgh .	Mercer.....Menafee	11-4
" 1	Pittsburgh vs. Washington.	Pittsburgh .	Ehret.....Mercer	15-6
" 1	Chicago vs. Boston.....	Chicago ....	Terry.....Stivetts	15-6



THE SEPTEMBER RECORD—*Continued.*

Date.	Contesting Clubs.	City.	Pitchers.	Score.
Sept. 1	Cincinnati vs. New York...	New York..	Dwyer. .... Meekin	8-6
" 1	St. Louis vs. Philadelphia..	Philadelphia	Breit'nst'n. F'nnings	8-6
" 2	No games scheduled.....			
" 3	New York vs. Cincinnati...	New York..	Meekin.. Fournier	16-2
" 3	New York vs. Cincinnati...	New York..	Rusie..... Dwyer	6-4
" 3	Brooklyn vs. Louisville....	Brooklyn...	Lucid..... Knell	6-4
" 3	Brooklyn vs. Louisville....	Brooklyn...	Daub..... Inks	9-3
" 3	Boston vs. Chicago.....	Boston.....	Staley..... Griffith	5-4
" 3	Boston vs. Chicago.....	Boston.....	Nichols.. Hutch'son	11-4
" 3	Baltimore vs. Cleveland....	Baltimore...	Esper..... Sullivan	13-2
" 3	Baltimore vs. Cleveland....	Baltimore...	Hawke..... Young	10-3
" 3	Philadelphia vs. St. Louis..	Philadelphia	Weyhing.. Breit'n's'n	8-1
" 3	Philadelphia vs. St. Louis..	Philadelphia	Jones..... Hawley	6-4
" 3	Pittsburgh vs. Washington..	Pittsburgh..	Gumbert..... Maul	22-1
" 4	New York vs. Pittsburgh...	New York..	Meekin..... Menafee	14-13
" 4	Cleveland vs. Brooklyn....	Brooklyn...	Cuppy..... Stein	8-0
" 4	Boston vs. Louisville.....	Boston.....	Stivetts..... Knell	20-11
" 4	Baltimore vs. Chicago.....	Baltimore...	Hemming.... Terry	9-3
" 4	Philadelphia vs. Cincinnati.	Philadelphia	Taylor... Whitrock	6-2
" 4	St. Louis vs. Washington...	Washington	Breit'nst'n. Had'ock	10-7
" 5	New York vs. Pittsburgh...	New York..	Rusie. .... Ehret	4-0
" 5	Brooklyn vs. Cleveland....	Brooklyn...	Kennedy... Young	2-1
" 5	Boston vs. Louisville.....	Boston.....	Nichols.. Wadsw'th	7-6
" 5	Baltimore vs. Chicago.....	Baltimore...	Gleason.. Hutch's'n	12-3
" 5	Philadelphia vs. Cincinnati.	Philadelphia	Carsey.... Dwyer	15-6
" 5	Washington vs. St. Louis...	Washington	St'kdale. A. Clark'n	7-4
" 6	New York vs. Pittsburgh...	New York..	Meekin.... Gumbert	6-5
" 6	Baltimore vs. Chicago.....	Baltimore...	Hawke..... Griffith	14-6
" 6	Philadelphia vs. Cincinnati..	Philadelphia	Weyhing... Fischer	14-7
" 6	Philadelphia vs. Cincinnati..	Philadelphia	Taylor... Whitrock	16-2
" 6	Washington vs. St. Louis...	Washington.	Mercer.. Breitenstein	12-2
" 6	Cleveland vs. Brooklyn....	Brooklyn...	Sullivan..... Lucid	13-2
" 6	Louisville vs. Boston.....	Boston.....	Inks..... Staley	15-10
" 7	No games scheduled.....			
" 8	Boston vs. Chicago.....	Chicago....	Nichols.. Hutchinson	3-1
" 8	Baltimore vs. Louisville....	Louisville..	Gleason..... Knell	6-3
" 8	Brooklyn vs. St. Louis.....	St. Louis...	Stein..... Hawley	6-1
" 8	Pittsburgh vs. Philadelphia..	Pittsburgh..	Menafee... Weyhing	13-7
" 8	Cincinnati vs. Washington..	Cincinnati..	Dwyer.... Haddock	14-9
" 9	St. Louis vs. Brooklyn.....	St. Louis...	Breitenst'n. Kennedy	7-5
" 9	Brooklyn vs. St. Louis.....	St. Louis...	Kennedy... Hawley	11-7
" 9	Baltimore vs. Louisville....	Louisville..	Hemm'g.. Wadsw'th	9-4
" 9	Cleveland vs. Chicago.....	Chicago....	Cuppy..... McGill	9-5
" 9	Cincinnati vs. Washington..	Cincinnati..	Whitrock... Mercer	4-1
" 9	Cincinnati vs. Washington..	Cincinnati..	Fisher.... Stockdale	7-6
" 10	New York vs. Cleveland....	Cleveland..	Rusie..... Sullivan	13-4
" 10	Boston vs. Chicago.....	Chicago....	Stivetts..... Terry	25-8
" 10	Baltimore vs. Louisville....	Louisville..	Esper..... Inks	15-6
" 11	Cleveland vs. New York....	Cleveland..	Young..... Meekin	13-3
" 11	New York vs. Cleveland....	Cleveland..	Meekin.... Cuppy	9-1
" 11	Chicago vs. Boston.....	Chicago....	Hutchinson.. Staley	17-2
" 11	Pittsburgh vs. Philadelphia..	Pittsburgh..	Colcolough.. Taylor	9-7
" 11	Pittsburgh vs. Philadelphia..	Pittsburgh..	Ehret..... Johnson	9-8
" 12	Brooklyn vs. Chicago.....	Chicago....	Stein..... McGill	12-8

|| Protested.

THE SEPTEMBER RECORD—*Continued.*

Date.	Contesting Clubs.	City.	Pitchers.	Score.
Sept. 12	Philadelphia vs. Louisville..	Louisville..	Carsey.....Knell	5-3
" 12	Baltimore vs. Cincinnati....	Cincinnati..	Gleason.....Dwyer	16-2
" 12	Cleveland vs. Boston.....	Cleveland..	Sullivan....Stivetts	9-8
" 12	Pittsburgh vs. Washington..	Pittsburgh..	Gumbert....Haddock	9-6
" 13	New York vs. St. Louis....	St. Louis....	Rusie.....Hawley	7-3
" 13	Brooklyn vs. Chicago.....	Chicago....	Kennedy..Hutch's'n	8-3
" 13	Boston vs. Cleveland.....	Cleveland..	Nichols.....Cuppy	11-4
" 13	Philadelphia vs. Louisville..	Louisville..	Weyhing..Wadsworth	5-2
" 13	Washington vs. Pittsburgh..	Pittsburgh..	Mercer.....Menafee	11-6
" 14	St. Louis vs. New York....	St. Louis....	A. Clarkson..Meekin	1-0
" 15	New York vs. St. Louis....	St. Louis....	Rusie...Breitenstein	7-2
" 15	Boston vs. Cleveland.....	Cleveland..	Stivetts....Wallace	7-2
" 15	Chicago vs. Brooklyn.....	Chicago....	Hutchinson..Lucid	10-3
" 15	Pittsburgh vs. Washington..	Pittsburgh..	Gumbert....Stockdale	11-6
" 16	Baltimore vs. Cincinnati....	Cincinnati..	Gleason.....Dwyer	14-2
" 16	Cincinnati vs. Baltimore....	Cincinnati..	Parrott....Hawke	4-3
" 16	Washington vs. Louisville..	Louisville..	Mercer.....Inks	7-6
" 16	Chicago vs. Brooklyn.....	Chicago....	Griffith.....Stein	13-5
" 17	New York vs. Chicago.....	Chicago....	Meekin..Hutchinson	5-2
" 17	Baltimore vs. Pittsburgh....	Pittsburgh..	Hemming..Menafee	10-2
" 17	Baltimore vs. Pittsburgh....	Pittsburgh..	Esper.....Ehret	4-1
" 17	Cleveland vs. Brooklyn....	Cleveland..	Sullivan..Kennedy	12-6
" 17	St. Louis vs. Boston.....	St. Louis....	Hawley....Nichols	6-5
" 17	Louisville vs. Washington..	Louisville..	Knell.....Haddock	7-6
" 18	New York vs. Chicago.....	Chicago....	Rusie.....Terry	4-3
" 18	New York vs. Chicago.....	Chicago....	Meekin....Griffith	9-6
" 18	Cleveland vs. Brooklyn....	Cleveland..	Young.....Daub	9-3
" 18	Brooklyn vs. Cleveland....	Cleveland..	Lucid.....Cuppy	7-1
" 18	Baltimore vs. Pittsburgh....	Pittsburgh..	Gleason Colcolough	15-8
" 18	Philadelphia vs. Cincinnati.	Cincinnati..	Taylor....Fischer	10-4
" 18	Washington vs. Louisville..	Louisville..	Mercer..Wadsworth	9-4
" 18	St. Louis vs. Boston.....	St. Louis....	Breitenstein Stivetts	5-1
" 19	New York vs. Chicago.....	Chicago....	Meekin..Hutchinson	4-3
" 19	Philadelphia vs. Cincinnati.	Cincinnati..	Carsey....Whitrock	12-11
" 19	Cincinnati vs. Philadelphia.	Cincinnati..	Parrott....Weyhing	8-3
" 19	St. Louis vs. Boston.....	St. Louis....	Hawley....Stivetts	5-4
" 20	Pittsburgh vs. New York....	Pittsburgh..	Menafee.....Rusie	10-3
" 20	Boston vs. Louisville.....	Louisville..	Nichols.....Inks	4-3
" 20	Cleveland vs. Washington..	Cleveland..	Wallace.....Boyd	14-8
" 20	Chicago vs. Philadelphia....	Chicago....	Abbey.....Johnson	20-4
" 21	New York vs. Pittsburgh....	Pittsburgh..	Meekin....Ehret	4-4
" 21	Boston vs. Louisville.....	Louisville..	Staley.....Knell	13-6
" 21	Baltimore vs. St. Louis....	St. Louis....	Hemming Breit'st'n	8-4
" 21	Washington vs. Cleveland..	Cleveland..	Mullarky....Young	4-3
" 21	Chicago vs. Philadelphia....	Chicago....	Hutchinson..Taylor	11-5
" 22	New York vs. Pittsburgh....	Pittsburgh..	Rusie...Colcolough	6-2
" 22	Pittsburgh vs. New York....	Pittsburgh..	Ehret.....German	4-1
" 22	Brooklyn vs. Cincinnati....	Cincinnati..	Stein.....Fischer	11-6
" 22	Philadelphia vs. Chicago....	Chicago....	Carsey.....Abbey	9-6
" 22	Baltimore vs. St. Louis....	St. Louis....	Esper.....Hawley	6-4
" 22	Boston vs. Louisville.....	Louisville..	Stivetts..Wadsworth	3-2
" 22	Louisville vs. Boston.....	Louisville..	Inks.....Young	6-4
" 22	Cleveland vs. Washington..	Cleveland..	Sullivan..Anderson	6-5
" 23	Brooklyn vs. Cincinnati....	Cincinnati..	Kennedy..Whitrock	10-9

|| Forfeited.

THE SEPTEMBER RECORD—*Continued.*

Date.	Contesting Clubs.	City.	Pitchers.	Score.
Sept. 23	Cincinnati vs. Brooklyn....	Cincinnati...	Parrott.....Daub	3-2
" 23	Washington vs. Chicago....	Chicago....	Mullarky...Terry	6-5
" 23	Chicago vs. Washington....	Chicago....	Griffith.....Boyd	11-5
" 23	Baltimore vs. St. Louis.....	St. Louis....	Esper..Breitenstein	10-4
" 24	New York vs. Louisville....	Louisville...	Meekin.....Knell	8-7
" 24	Boston vs. Cincinnati.....	Cincinnati..	Stivetts....Fischer	7-4
" 24	Cleveland vs. Baltimore....	Cleveland...	Cuppy....Gleason	12-7
" 24	Pittsburgh vs. Brooklyn....	Pittsburgh..	Menafee....Stein	10-4
" 24	Chicago vs. Washington....	Chicago....	Hutch'son Stock'd'le	17-5
" 24	Philadelphia vs. St. Louis...	St. Louis....	Johnson..A.Clarks'n	21-1
" 25	New York vs. Louisville....	Louisville...	Rusie..Wadsworth	15-3
" 25	Baltimore vs. Cleveland....	Cleveland..	Esper.....Young	14-9
" 25	Cincinnati vs. Boston.....	Cincinnati...	Parrott.....Nichols	9-7
" 25	Cincinnati vs. Boston.....	Cincinnati...	Whitrock...Hodson	5-1
" 25	St. Louis vs. Philadelphia...	St. Louis...	Hawley...Figgemeir	14-7
" 25	Pittsburgh vs. Brooklyn....	Pittsburgh..	Jordan....Kennedy	10-7
" 26	New York vs. Louisville....	Louisville...	Meekin.....Inks	9-5
" 26	Baltimore vs. Cleveland....	Cleveland...	Hemming...Cuppy	7-6
" 26	Pittsburgh vs. Brooklyn....	Pittsburgh..	Colcolo'h..Kennedy	9-8
" 26	St. Louis vs. Philadelphia...	St. Louis...	Breit'stein..Johnson	12-6
" 27	New York vs. Cincinnati...	Cincinnati...	Clark.....Fischer	11-4
" 27	Boston vs. Pittsburgh.....	Pittsburgh..	Stivetts.....Ehret	8-1
" 27	Cleveland vs. Philadelphia..	Cleveland...	Young....Weyhing	26-4
" 28	New York vs. Cincinnati...	Cincinnati...	German...Whitrock	9-8
" 28	Pittsburgh vs. Boston.....	Pittsburgh..	Gumbert...Nichols	15-9
" 28	Cleveland vs. Philadelphia..	Cleveland...	Wallace....Carsey	8-6
" 29	Cincinnati vs. New York...	Cincinnati...	Parrott....Meekin	7-6
" 29	St. Louis vs. Washington...	St. Louis...	Hawley...Anderson	6-4
" 29	Chicago vs. Baltimore.....	Chicago....	Hutchinson Gleason	5-4
" 29	Cleveland vs. Philadelphia..	Cleveland...	Sullivan....Taylor	11-3
" 29	Boston vs. Pittsburgh.....	Pittsburgh..	Hodson...Menafee	6-5
" 29	Brooklyn vs. Louisville....	Louisville...	Stein.....Knell	11-4
" 30	Baltimore vs. Chicago.....	Chicago....	Esper.....Terry	20-9
" 30	Louisville vs. Brooklyn....	Louisville...	Wadsworth...Daub	10-8
" 30	Brooklyn vs. Louisville....	Louisville...	Stein.....Inks	12-4
" 30	St. Louis vs. Washington...	St. Louis...	Breit's'n..Mullarky	14-2
" 30	St. Louis vs. Washington...	St. Louis...	Hawley.....Boyd	10-4
" 30	Cleveland vs. Cincinnati...	Cincinnati...	Cuppv.....Dwyer	16-16

## THE PITCHING OF 1894.

The pitching of 1894 in the National League arena was in advance of that of 1893, but it has yet to reach the point of perfect work in the box. Somehow or other, managers of teams cannot get it out of their heads that great speed is the principal factor of success in pitching, when the fact is that speed is but an aid to success, secondary in value to that of strategic skill in delivering the ball to the bat.

The experience of the past season in connection with the limit of speed in pitching presents some valuable sugges-

tions which team managers will do well to bear in mind this year. Some years ago, the swift pitching—which had then about reached the highest point of speed—proved to be so costly in its wear and tear upon the catchers that clubs had to engage a corps of reserve catchers, in order to go through a season's campaign with any degree of success. Afterward, however, the introduction of the protective "mitts" led to some relief being afforded the catchers who had been called upon to face the swift pitching of the "cyclone" pitchers of the period. The seasons of 1893 and 1894 were marked by some exhibitions of swift pitching unequaled in the annals of the game, and yet it was not effective in placing the team which held the cyclone pitchers in the lead. If the speed of the ball is too great for catchers to handle, even with the protection the breast pads, masks and the padded gloves of the period afford, why then it is worse than useless. It was skilful, strategic pitching which helped to win the pennant in 1894, and not "cyclone" pitching. Speed is all very well as an important accessory, but without the best of catching to support it, and thorough command of the ball to give it full effect, it is more costly than otherwise.

### **The Pitching Percentages for 1894.**

#### **THE CHAMPION BALTIMORE CLUB'S RECORD.**

The complete record of the pitching percentages of victories pitched in, shows that Baltimore's full season's team of pitchers had a general percentage of victories pitched in of .695 by the eight pitchers who occupied the box during the season's campaign. This record excelled the percentage figures of New York's team of five pitchers by 31 points, and that of Boston's seven pitchers by 66 points, the respective percentage figures being, .695, .664 and .629. These figures show the relative strength of the three battery teams, as far as the record of percentage can show them. A better criterion of pitching skill would be, of course, at command, were the scoring rules giving the data of runs earned off the pitching revised properly; but as they were not in 1894, we have to take the next best data at command, that being the percentage of victories pitched in. Taking the records of the first three pitchers named in the Baltimore "battery" team record, as a whole, we do not hesitate to award to McMahon the position of leading pitcher of the club for 1894. Brown led McMahon in percentage of victories against the five Eastern teams, but the former was last on the list against the six Western teams, McMahon's percentage figures against the Western batsmen being .812 against Brown's .500. Against the Eastern teams Brown's

figures were .750 to McMahon's .706. But McMahon pitched in 17 games against the Eastern batsmen, to Brown's 4 games only, and that fact counts to McMahon's advantage. Esper stood second in percentage figures against the Western batsmen with the percentage of .889 in 9 games to McMahon's .812 in 16 games. Gleason stood third against the Eastern teams with .625 to McMahon's .706; but against the West, Gleason was fourth, with the percentage of .769 to McMahon's .812. Hawke did service against the West with .688 to .556 against the East. Inks and Mullane stood even at .667 against the West, but Inks led Mullane by .511 to .500 against the East. Horner only pitched in one game. Here is a full record of the eight pitchers of the Baltimore team of 1894, showing what each pitcher did against the Eastern and Western batsmen separately, in victories, and defeats against each club, and in percentage of victories pitched in against the batsmen of each section. It is a valuable record, if only in its showing what each pitcher did in the way of victories, against each club of each division.

#### THE BALTIMORE CLUB'S RECORD.

BALTIMORE vs.	Victories and Defeats.	EASTERN CLUBS.							WESTERN CLUBS.					
		New York.	Boston.	Philadelphia.	Brooklyn.	Washington.	Totals.		Cleveland.	Pittsburgh.	Chicago.	St. Louis.	Cincinnati.	Louisville.
							Per cent. of Victories.							Per cent. of Victories.
Brown .....	W 0 0 1 1 1 3						.750	Hemming..	1 1 1 1 0 1					1.000
	L 0 1 0 0 0 1								0 0 0 0 0 0					
McMahon..	W 2 3 2 2 3 12						.706	Esper. ....	3 1 1 2 0 1					.889
	L 3 2 0 0 0 5								0 1 0 0 0 1					
Gleason....	W 1 0 1 2 1 5						.625	McMahon..	2 0 2 3 3 1					.811
	L 1 1 0 0 1 3								1 2 0 0 0 3					
Inks .....	W 1 0 1 0 2 4						.571	Gleason....	1 2 2 3 0 2					.769
	L 0 0 1 2 0 3								1 0 1 0 1 3					
Hawke.....	W 0 1 0 1 3 5						.556	Hawke.....	1 1 3 2 2 2					.688
	L 2 1 0 1 0 4								0 0 1 1 2 1					
Mullane....	W 2 0 1 1 1 5						.500	Inks. ....	1 0 0 1 1 4					.667
	L 0 3 1 1 0 5								0 1 0 0 0 2					
Esper .....	W 0 0 0 1 0 1						.500	Mullane....	0 0 0 1 1 0					.667
	L 0 0 1 0 0 1								0 0 1 0 0 1					
Horner.....	W 0 0 0 0 0 0						.000	Brown .....	0 1 0 0 0 1					.500
	L 0 0 1 0 0 1								1 0 0 0 0 1					

It will be seen by the above table that, while Brown did not pitch in a single victory against the two clubs standing next to Baltimore in the race, McMahon pitched in five victories; and



yet Brown's percentage figures exceeded McMahon's by .750 to .706 against the five clubs as a whole, owing to McMahon's pitching in five defeats, against Brown's single defeats against the New York and Boston batsmen. Hemming's record is A No. 1, as far as he pitched, but he did not pitch in a single game against the Eastern teams, to the extent of a full record of innings pitched in.

Here is the record for the whole season, showing the total percentage :

#### THE BALTIMORE PITCHERS' FULL RECORD.

PITCHERS.	Victories.	Defeats.	Games Pitched.	Per cent. of Victories.	PITCHERS.	Victories.	Defeats.	Games Pitched.	Per cent. of Victories.
Hemming.....	5	0	5	1.000	Hawke.....	16	9	25	.640
Esper.....	9	2	11	.818	Inks.....	8	5	13	.615
McMahon.....	25	8	33	.758	Mullane.....	7	6	13	.538
Gleason.....	15	6	21	.714	Horner.....	0	1	1	.000
Brown.....	4	2	6	.667					

These tables include all victories and defeats of the season, whether counted or thrown out. It will be seen that only three pitchers pitched in a majority of the games played.

#### THE NEW YORK CLUB'S PITCHING RECORD.

The New York club, in 1894, went through the season's campaign with the fewest pitchers in their team of any of the twelve clubs. Moreover, their "battery" teams of the season, as a whole, surpassed those of any of the club's previous batteries since the club was organized. Led by Meekin and Farrell—the champion "battery" of 1894—followed by pitchers Rusie, Westervelt, German and Clarke, with catchers Wilson and Doyle, the club presented battery strength sufficient to have carried the team to the goal, but for sundry drawbacks they met with during the early part of the championship campaign, especially during April and May. And handicapped as they were, they managed to close the season in second place, after brilliant rallying work during the last three months of the campaign, when their pitchers were well backed up by better team-work than they had at command up to July.

In giving the record of the work done by the club pitchers, we have deemed it essential to divide the tables up into sections, showing the work done in the box against both the Eastern and



Western teams separately, as well as the table showing the aggregate figures of the individual percentages of victories pitched in. Thus it will be seen in the appended table, that while Meekin's pitching was more successful against the batsmen of the Eastern teams, Rusie excelled Meekin in downing the batsmen of the Western teams, by a percentage of victories of .889 against .778 for Meekin. But it should be remembered that in pitching against the batsmen of the three leading teams in the race opposed to them, Meekin pitched in 7 victories out of 11 games, while Rusie only pitched in 6 victories out of 14 games. Against the three most successful of the Western teams, too, Meekin pitched in 13 victories against Rusie's 12. Taking the season's figures as a whole, Meekin led Rusie by the percentage figures of .783 to .735, quite a difference in favor of Meekin. German led Westervelt against the Eastern teams, but the latter led against the Western batsmen, and also had the best percentage figures, in the aggregate of the season, by .498 to German's .471; Clark being in the last ditch in all three tables. Westervelt was a new man in the field compared to German, but he is very likely to excel his last year's record in 1895. The best individual records in victories pitched in by the two leaders, were Rusie's 6 to 0 against Louisville, and Meekin's 3 to 0 against Baltimore. German's best was 2 to 0 against Washington, and Westervelt's was 1 to 0 against Baltimore; Clarke's best being 1 to 0 against Philadelphia.

Here are the records of the pitchers of the team against the five Eastern and the six Western teams for 1894:

## THE SECTIONAL RECORDS.

NEW YORK vs.	Victories and Defeats.	EASTERN CLUBS.						Per cent. of Victories.		WESTERN CLUBS.						Per cent. of Victories.	
		Baltimore.	Boston.	Philadelphia.	Brooklyn.	Washington.	Totals.			Cleveland.	Pittsburgh.	Chicago.	St. Louis.	Cincinnati.	Louisville.		Totals.
Meekin.....	W	3	3	1	3	4	14	.778	Rusie.....	4	4	4	4	2	6	24	.889
	L	0	1	2	0	1	4			0	1	0	2	0	0	3	
Rusie.....	W	2	2	2	3	3	12	.545	Meekin.....	4	4	5	2	2	5	22	.783
	L	2	3	3	1	1	10			1	0	1	1	3	0	6	
German....	W	1	0	1	0	2	4	.500	Westervelt	1	0	1	1	0	1	4	.571
	L	1	1	0	2	0	4			0	1	0	1	1	0	3	
Westervelt	W	0	1	0	1	1	3	.333	German....	0	0	1	0	2	1	4	.471
	L	2	1	2	1	0	6			1	1	1	1	0	5		
Clarke.....	W	0	0	1	0	0	1	.333	Clarke.....	0	0	0	0	1	0	1	.333
	L	1	0	0	1	0	2			1	1	0	0	0	0	2	

## THE SUMMARY.

The summary giving the full totals of the season's record entire is appended :

PITCHERS.	Victories.	Defeats.	Games Pitched.	Per cent. of Victories.	PITCHERS.	Victories.	Defeats.	Games Pitched.	Per cent. of Victories.
Meekin .....	36	10	46	.783	German .....	8	9	17	.471
Rusie. ....	26	13	49	.735	Clarke .....	2	4	6	.333
Westervelt. ....	7	9	16	.498					

## THE BOSTON CLUB'S PITCHING RECORD.

While the Boston team of 1893 went through the season of that year with virtually but four pitchers to do their box work—Quarles and Coyle pitching in but three games in 1893—the batteries of the club for 1894 included seven pitchers, two of the seven each pitching in but single games, Nichols, Stivetts and Staley doing the brunt of the work of the past season. Nichols did his best work against the five Eastern teams, he being most effective against Philadelphia and Brooklyn, neither of which clubs won a game with him in the box against them. He also took both Cleveland and Louisville into camp without their being able to win a single game off his pitching, the only team to strike even figures in games against his pitching being the Cincinnati—3 to 3, Baltimore winning 2 out of 3 with Nichols opposed to them, and New York 2 out 5, St. Louis also getting the same figures. Beyond question, Nichols led the Boston pitching record of 1894, he ranking in strategic skill with the best in the League. Stivetts excelled even Nichols against the Western batsmen by a percentage of .763 to Nichols' .692; but against the stronger Eastern teams Nichols led Stivetts by the percentage figures of .756 to .417, an advantage more than offsetting the Western figures of the two pitchers. Lovett and Hodson both excelled Stivetts against the Eastern teams, by .714 and .500, respectively, against Stivetts' .417; but against the Western teams, Stivetts led by .763 to Hodson's .600 and Lovett's .500. Staley was very ineffective against the batsmen of both sections. Lampe pitched in but one game, and that one a defeat by Pittsburgh; Stephens pitching, too, in but one game but it was a victory over Washington.

Here are the sectional records for the season, together with the column giving the totals of the season:

## THE SECTIONAL RECORDS.

BOSTON  vs.	Victories and Defeats.	EASTERN CLUBS.						WESTERN CLUBS.						Per cent of Victories.	Grand Totals.	Grand Percentage.	
		Baltimore.	New York.	Philadelphia.	Brooklyn.	Washington.	Totals.	Cleveland.	Pittsburgh.	Chicago.	St. Louis.	Cincinnati.	Louisville.				Totals.
Stephens..	W L	0 0	0 0	0 0	0 0	1 0	1 0	1.00	0 0	0 0	0 0	0 0	0 0	0 0	.000	1 0	1.000
Nichols .....	W L	1 2	3 2	4 2	4 0	3 0	15 5	.756	2 0	3 2	3 1	3 2	3 2	3 0	.692	33 12	.717
Stivetts .....	W L	4 1	1 1	0 3	0 3	0 1	5 9	.471	3 2	3 0	3 1	2 2	2 0	4 0	.763	26 14	.650
Lovett .....	W L	1 0	1 0	1 0	1 1	1 0	5 2	.714	0 0	0 0	0 1	0 1	0 1	2 2	.500	7 4	.686
Hodson .....	W L	0 0	0 0	1 0	0 1	0 0	1 1	.500	2 0	1 0	0 0	0 1	0 1	0 2	.600	4 3	.571
Staley. ....	W L	2 1	1 2	0 3	0 1	2 1	5 8	.385	1 1	1 2	1 2	1 0	2 0	2 2	.371	13 14	.481
Lampe .....	W L	0 0	0 0	0 0	0 0	0 0	0 0	.000	0 0	1 1	0 0	0 0	0 0	0 1	.000	0 1	.000

## THE PHILADELPHIA CLUB'S PITCHING RECORD.

Under the Philadelphia club's management of 1893 but three pitchers were in the box in over 20 games each; and but two others in 10 games and over, seven pitchers being employed during that season. In 1894, the blunder was committed of experimenting with no less than *thirteen* pitchers with the result of finding it difficult to reach fourth place at the end of the race; while the club, after being in second place in April, fell down to the second division in July. But for this error of judgment, the team might have ended among the three leaders. Of those who pitched in over 10 games, Taylor took a decided lead by a total percentage of .706 to Weyhing's .548 and Carsey's .533. Of those who pitched in less than 10 games and over 5, Harper led with .667 to Haddock's

.571. None of the other pitchers reached average figures—.500—except Jones, who only pitched in one game, which he won against St. Louis, while four of the thirteen did not pitch in a single victory. Experimenting with thirteen pitchers was a costly mistake in the management, and should not be repeated. It is bad enough to try too many changes in the *in* and *out* field teams, but worse in battery-team-experiments of this kind. Harper led in percentage of victories with .800 against the Eastern club batsmen, while Taylor led against those of the West with .728. The failures of the season were Fanning, Callahan, Johnson, Turner, Burns, Figgemeir and Lukens, the former being the only pitcher of the seven who pitched in a single victory against the Eastern batsmen.

Here is the record in full:

PHILADELPHIA vs.	Victories and Defeats.	EASTERN CLUBS.						WESTERN CLUBS.						Grand Totals.	Grand Percentage.			
		Baltimore.	New York.	Boston.	Brooklyn.	Washington.	Totals.	Per cent. of Victories.	Cleveland.	Pittsburgh.	Chicago.	St. Louis.	Cincinnati.			Louisville.	Totals.	Per cent. of Victories.
Jones .....	W	0	0	0	0	0	0	.000	0	0	0	1	0	0	1	1.000	1	1.000
Taylor .....	W	3	2	2	0	3	10	.625	4	2	2	0	2	3	14	.778	24	.706
Harper .....	W	0	1	1	3	1	6	.800	1	1	1	1	0	0	4	.500	10	.667
Haddock .....	W	0	0	0	1	0	1	.750	0	0	1	0	1	0	2	.333	3	.571
Weyhing .....	W	0	2	0	3	3	8	.615	0	2	1	1	2	3	9	.500	17	.548
Carsey .....	W	1	1	1	2	2	7	.467	3	1	1	2	2	2	9	.600	14	.533
Callahan .....	W	1	2	3	1	1	8	.000	2	1	1	0	0	2	6	.667	14	.400
Fanning .....	W	0	0	0	1	0	1	.500	0	0	0	0	0	0	0	.000	3	.250
Johnson .....	W	0	0	0	0	0	0	.000	0	0	0	1	1	0	2	.250	3	.250
Turner .....	W	0	0	0	0	0	0	.000	0	0	0	0	0	0	0	.000	0	.000
Burns .....	W	0	0	0	0	0	0	.000	0	0	0	0	0	0	0	.000	1	.000
Figgemeir .....	W	1	0	0	0	0	1	.000	0	0	0	0	0	0	1	.000	1	.000
Lukens .....	W	0	0	0	0	0	0	.000	0	0	0	0	0	0	0	.000	0	.000
	L	0	0	0	0	0	0	.000	0	0	0	1	0	0	1	.000	1	.000
	L	1	0	0	0	0	1	.000	0	0	0	0	0	1	1	.000	2	.000

## THE BROOKLYN CLUB'S PITCHING RECORD.

The Brooklyn club experimented with nine pitchers in 1894, of which but three were able to exceed the average in percentage of victories. Of the three, Stein took the lead with the total percentage figures of .650 against Kennedy's .545, Daub being third with but .406 to his credit, all the others pitching in less than 10 games. No less than four of the nine failed to pitch in a single victory. Lucid did good work in the few games he pitched in, his victory over Boston being noteworthy. But he pitched in as many defeats against the Western teams as he did in victories. Four of the nine were worthless for skilful, strategic pitching.

Here is the club's total record in full :

BROOKLYN vs.	Victories and Defeats.	EASTERN CLUBS.						WESTERN CLUBS.						Grand Totals.	Grand Percentage.
		Baltimore.	New York.	Boston.	Philadelphia.	Washington.	Totals.	Cleveland.	Pittsburgh.	Chicago.	St. Louis.	Cincinnati.	Louisville.		
Stein.....	W	3	2	2	2	3	12	2	2	2	3	2	3	14	.667
	L	1	3	2	1	0	7	1	1	1	1	2	1	7	
Lucid.....	W	0	0	1	0	0	1	1	0	0	1	0	1	3	.500
	L	0	0	0	0	0	0	0	0	2	0	0	0	2	
Kennedy.....	W	1	3	3	1	1	9	2	4	2	3	2	2	15	.577
	L	2	3	2	1	1	9	2	3	2	2	1	1	11	
Gastright.....	W	0	0	0	0	2	2	0	0	1	0	0	0	1	.333
	L	1	0	0	1	0	2	0	0	1	0	1	0	2	
Daub.....	W	0	0	0	1	1	2	1	1	1	1	2	2	8	.500
	L	1	1	1	2	2	7	2	1	0	1	2	2	8	
Underwood.....	W	0	0	0	1	1	2	0	0	0	0	0	0	0	.000
	L	1	0	1	1	0	3	0	0	0	0	0	0	0	
G. Sharrott.....	W	0	0	0	0	1	1	0	0	0	0	0	0	0	.000
	L	1	0	0	1	0	2	0	0	0	0	0	0	0	
Sommerville.....	W	0	0	0	0	0	0	0	0	0	0	0	0	0	.000
	L	1	0	0	0	0	1	0	0	0	0	0	0	0	
Korwan.....	W	0	0	0	0	0	0	0	0	0	0	0	0	0	.000
	L	0	0	0	1	0	1	0	0	0	0	0	0	0	

## THE CLEVELAND CLUB'S PITCHING RECORD.

The Cleveland club's management made as great a mistake in 1894 as that of the Philadelphia club in experimenting with too many pitchers. They tried but six pitchers in 1892, when they won the championship of the second half of the divided season of that year, and in 1893 put eight in the box. But last

year they engaged no less than thirteen pitchers to experiment with, and from third place in 1893 with eight pitchers, they ended in sixth position in 1894 with thirteen. Of those who pitched in over 20 games, Cuppy led with the percentage figures of .568, Young being second with .543. Of those who pitched in over 10 games and less than 20, Sullivan led with .600, followed by John Clarkson with .533. Of those who pitched in less than 10 games, but one reached average figures in percentage, Menafee pitching in only one game, a victory over Brooklyn, and Mullane in but 3, of which 2 were victories over St. Louis and Louisville. Cuppy did fine box work against the five Western clubs opposed to him, but he was excelled by Young against the Eastern batsmen. Five of the thirteen failed to pitch in a single victory.

Here is the record in full :

CLEVELAND vs.	Victories and Defeats.	EASTERN CLUBS.							WESTERN CLUBS.							Grand Totals.	Grand Percentage.	
		Baltimore.	New York.	Boston.	Philadelphia.	Brooklyn.	Washington.	Totals.	Per cent. of Victories.	Pittsburgh.	Chicago.	St. Louis.	Cincinnati.	Louisville.	Totals.			Per cent. of Victories.
Menafee.....	W	0	0	0	0	1	0	1	1.000	0	0	0	0	0	0	.000	1	1.000
	L	0	0	0	0	0	0	0		0	0	0	0	0	0		0	
Mullane.....	W	0	0	0	0	0	0	0	.000	0	0	1	0	1	2	.667	2	.667
	L	0	0	0	0	0	0	0		1	0	0	0	0	1		1	
Sullivan.....	W	0	1	1	1	2	1	6	.600	0	0	0	0	0	0	.000	6	.600
	L	1	1	1	1	0	0	4		0	0	0	0	0	0		4	
Cuppy .....	W	2	0	1	1	1	2	7	.368	2	3	3	2	4	14	.778	21	.568
	L	2	4	3	0	1	2	12		2	0	0	2	0	4		16	
Young .....	W	1	1	1	3	2	3	11	.440	1	4	3	4	2	14	.667	25	.543
	L	4	3	2	1	2	2	14		3	0	1	1	2	7		21	
J. Clarkson ....	W	0	1	0	0	0	0	1	.167	1	2	2	1	1	7	.778	8	.533
	L	1	0	2	1	1	0	5		1	0	1	0	0	2		7	
Wallace.....	W	0	0	0	1	0	1	2	.667	0	0	0	0	0	0	.000	2	.500
	L	0	0	1	0	0	0	1		0	0	0	0	1	1		2	
Griffith.....	W	0	0	0	1	0	1	2	.500	0	0	0	1	0	1	.500	3	.500
	L	1	1	0	0	0	0	2		0	0	1	0	0	1		3	
Lyster .....	W	0	0	0	0	0	0	0	.000	0	0	0	0	0	0	.000	0	.000
	L	0	0	0	0	1	0	1		0	0	0	0	0	0		1	
Whitrock .....	W	0	0	0	0	0	0	0	.000	0	0	0	0	0	0	.000	0	.000
	L	0	0	0	1	0	0	1		0	0	0	0	0	0		1	
Knauss.....	W	0	0	0	0	0	0	0	.000	0	0	0	0	0	0	.000	0	.000
	L	0	0	0	0	0	0	0		0	1	0	0	0	1		1	
Fischer .....	W	0	0	0	0	0	0	0	.000	0	0	0	0	0	0	.000	0	.000
	L	0	0	0	1	1	0	2		0	0	0	0	0	0		2	
Petty ... ..	W	0	0	0	0	0	0	0	.000	0	0	0	0	0	0	.000	0	.000
	L	0	0	0	0	0	0	0		1	1	0	0	0	2		2	



## THE PITTSBURGH CLUB'S PITCHING RECORD.

Of the nine pitchers employed by the Pittsburgh club in 1894 only three pitched in 20 games and over, and of this trio Killen led in percentage figures with .583, against Gumbert's .563 and Ehret's .389. The latter's blunders, outside of his actual box work, damaged him in his field support and in loss of local favor, otherwise he would have probably led in the season's record against the Eastern clubs. Gumbert led Killen by .471 to .364 in percentage figures, Killen being the most effective against the Western teams. Of those who pitched in 10 games and less than 20, Colcolough did the best work, with average percentage figures against the batsmen of both sections, with an even .500 in percentage figures against both, Menafee being second against both with .333 each. Of those who pitched in 5 games and less than 10, Nicol took the lead with the total figures of .667. Terry was a failure in Pittsburgh, but did well in Chicago. Easton was the last ditch pitcher, not winning a game. Ehret's record against Cleveland was the best of the season—not a single lost game out of the series he pitched in. Jordan won his single game.

Here is the record:

PITTSBURGH vs.	Victories and Defeats.	EASTERN CLUBS.							WESTERN CLUBS.							Grand Totals.	Grand Percentage.	
		Baltimore.	New York.	Boston.	Philadelphia.	Brooklyn.	Washington.	Totals	Per cent. of Victories.	Cleveland.	Chicago.	St. Louis.	Cincinnati.	Louisville.	Totals.			Per cent. of Victories.
Jordan.....	W	0	0	0	0	1	0	1	1.000	0	0	0	0	0	0	.000	1	1.000
	L	0	0	0	0	0	0	0		0	0	0	0	0	0		0	
Nicol.....	W	0	0	0	1	0	0	1	1.000	0	0	1	2	0	3	.600	4	.667
	L	0	0	0	0	0	0	0		1	0	0	0	1	2		2	
Killen.....	W	0	1	1	0	0	2	4	.364	1	4	1	1	3	10	.769	14	.583
	L	1	1	1	2	2	0	7		2	0	1	0	0	3		10	
Gumbert.....	W	1	0	1	1	1	4	8	.471	0	2	2	2	4	10	.667	18	.563
	L	1	3	2	1	1	1	9		0	0	2	2	1	5		14	
Colcolough....	W	0	0	1	1	1	0	3	.500	0	1	1	1	1	4	.500	7	.500
	L	1	1	0	1	1	0	3		1	1	1	1	0	4		7	
Ehret.....	W	2	2	1	1	0	2	8	.364	7	0	1	1	1	10	.556	18	.389
	L	2	2	3	3	3	1	14		0	5	2	1	0	8		22	
Menafee.....	W	1	1	0	0	2	0	4	.333	0	0	0	0	0	0	.000	4	.333
	L	1	1	2	1	1	2	8		0	0	0	0	0	0		8	
Terry.....	W	0	0	0	0	0	0	0	.000	0	0	0	0	0	0	.000	0	.000
	L	0	0	0	0	0	0	0		0	0	0	1	0	1		1	
Easton.....	W	0	0	0	0	0	0	0	.000	0	0	0	0	0	0	.000	0	.000
	L	0	0	0	0	0	0	0		0	0	0	0	1	1		1	

## THE CHICAGO CLUB'S RECORD.

The Chicago club, in 1894, placed only seven pitchers in the box, of which but three pitched in 20 games and over, and but two in not less than 10 games and not less than 20. Of the three former, Griffith led with a percentage of victories pitched in of .645 to Stratton's .643 and Hutchinson's .471, McGill being fourth with but .240. Of those who pitched in not less than 5 games, besides the above pitchers, Abbey led with .333, Terry's figures being .294, the Eastern batsmen punishing him badly. Camp pitched in but one game, and that a defeat.

Here is the club record of the pitching :

CHICAGO  VS.	Victories and Defeats.	EASTERN CLUBS.							WESTERN CLUBS.							Grand Totals.	Grand Percentage.	
		Baltimore.	New York.	Boston.	Philadelphia.	Brooklyn.	Washington.	Totals.	Per cent. of Victories.	Cleveland.	Pittsburgh.	St. Louis.	Cincinnati.	Louisville.	Totals.			Per cent. of Victories.
Griffith.....	W	1	0	2	2	2	3	10	.625	1	3	1	3	2	10	.667	20	.645
	L	1	2	1	0	1	1	6		2	1	0	1	1	5		11	
Stratton.....	W	0	1	1	0	2	1	5	.714	0	0	2	1	1	4	.571	9	.643
	L	0	0	0	1	0	1	2		1	1	0	1	0	3		5	
Hutchinson.....	W	2	1	1	2	1	2	9	.409	0	2	2	1	2	7	.583	16	.471
	L	3	5	2	1	2	0	13		1	2	1	1	0	5		18	
Abbey.....	W	0	0	0	1	0	1	1	.333	0	0	0	0	0	0	.000	2	.333
	L	0	0	0	1	1	1	2		0	1	2	1	0	1		4	
Terry.....	W	0	0	1	0	1	0	2	.143	1	1	0	0	1	3	1.000	5	.294
	L	3	3	2	1	1	2	12		0	0	0	0	0	0		12	
McGill.....	W	0	0	0	2	0	0	2	.222	0	0	1	1	2	4	.250	6	.240
	L	2	1	2	1	1	0	7		4	2	2	2	2	12		19	
Camp.....	W	0	0	0	0	0	0	0	.000	0	0	0	0	0	0	.000	0	.000
	L	0	0	0	0	0	0	0		1	0	0	0	0	1		1	

## THE ST. LOUIS CLUB'S RECORD.

The St. Louis club tried seven pitchers in 1894, and but one reached the percentage average of .500 and over, and that one was Breitenstein, who had .519; Hawley being second with .419, and A. Clarkson third with .360, Gleason making but little effort in the St. Louis box, though he did better in that of Baltimore, his percentage being but .250 in the St. Louis team. Clark, Sullivan and Mason were failures, not one of them pitching in a single victory.

Here is the record :

St. Louis vs.	Victories and Defeats.	EASTERN CLUBS.							WESTERN CLUBS.							Grand Totals.	Grand Percentage.	
		Baltimore.	New York.	Boston.	Philadelphia.	Brooklyn.	Washington.	Totals.	Per cent. of Victories.	Cleveland.	Pittsburgh.	Chicago.	Cincinnati.	Louisville.	Totals.			Per cent. of Victories.
Breitenstein .....	W	1	2	1	4	3	2	13	.448	2	4	2	3	3	14	.609	27	.519
	L	5	2	3	1	2	3	16		3	2	2	2	0	9		25	
Hawley.....	W	1	0	4	2	1	2	10	.417	1	2	2	1	2	8	.421	18	.419
	L	2	3	3	3	3	0	14		1	1	3	3	3	11		25	
A. Clarkson.....	W	0	3	1	1	0	2	7	.438	0	0	1	1	0	2	.222	9	.360
	L	3	2	0	0	3	1	9		3	1	1	1	1	7		16	
Gleason.....	W	0	0	0	0	0	0	0	.000	0	0	1	0	1	2	.286	2	.250
	L	0	0	0	0	0	1	1		2	1	0	1	1	5		6	
Clark.....	W	0	0	0	0	0	0	0	.000	0	0	0	0	0	0	.000	0	.000
	L	0	0	0	1	0	0	1		0	0	0	0	0	0		1	
Sullivan .....	W	0	0	0	0	0	0	0	.000	0	0	0	0	0	0	.000	0	.000
	L	0	0	0	0	0	1	1		0	0	0	0	0	0		1	
Mason .....	W	0	0	0	0	0	0	0	.000	0	0	0	0	0	0	.000	0	.000
	L	0	0	0	0	0	0	0		0	1	0	0	1	2		2	

#### THE CINCINNATI CLUB'S RECORD.

It may be said of the Cincinnati club's management in 1894, that in the multiplicity of pitchers there is much danger, or words to that effect. Twelve pitchers were tried (including one who pitched in two innings) with a field support of no less than eleven players, exclusive of the pitchers who took part at times in both infield and outfield positions, together with four catchers, an aggregate of 27 *players* to occupy but *nine* positions in the game. Could blundering management go further? Under such circumstances is it any wonder that team-work was impossible, while cliques of disappointed players still further weakened the nine in nearly every game, the ultimate result being ninth place in the race, with the added discredit of being beaten out in the race by their old rivals, the St. Louis "Browns." But three of the twelve pitchers took part in 20 games and over, and but one in 10 games and less than 20, and three out of the twelve failed to win a single game. Parrott did the most effective work against the Eastern batsmen, and he and Dwyer were tied against the Western batsmen, but two of the twelve pitching in more victories than defeats. The experience of the Cincinnati "battery" teams should teach

managers a lesson for 1895 in indulging in experiments with too many pitchers.

Here is the record:

CINCINNATI vs.	Victories and Defeats.	EASTERN CLUBS.						Per cent. of Victories.	WESTERN CLUBS.						Per cent. of Victories.	Grand Totals.	Grand Percentage.
		Baltimore.	New York.	Boston.	Philadelphia.	Brooklyn.	Washington.	Totals.	Cleveland.	Pittsburgh.	Chicago.	St. Louis.	Louisville.	Totals.			
Tannehill.....	W	0	0	0	0	0	0	0	0	0	0	0	1	1	.500	1	.500
	L	0	0	0	0	0	0	0	0	0	0	1	0	1			
Dwyer.....	W	1	3	1	0	1	2	8	1	1	3	3	2	10	.588	18	.486
	L	4	1	1	2	2	2	12	0	2	2	0	3	7		19	
Parrott.....	W	1	2	1	2	2	2	9	2	2	1	2	2	9	.474	18	.486
	L	3	1	3	0	1	1	9	2	2	2	2	2	10		19	
Chamberlain....	W	0	0	0	0	3	2	5	0	1	1	1	2	5	.455	10	.476
	L	2	1	1	1	0	0	5	3	2	0	1	0	6		11	
Cross.....	W	0	0	1	0	0	0	1	0	1	1	0	0	2	.333	3	.429
	L	0	0	0	0	0	0	0	2	1	1	0	0	4		4	
Whitrock.....	W	0	0	1	1	0	1	3	0	0	0	0	0	0	.000	3	.375
	L	0	2	0	2	1	0	5	0	0	0	0	0	0		5	
Fournier.....	W	0	0	0	1	0	0	1	0	0	0	0	0	0	.000	1	.250
	L	0	1	1	0	0	1	3	0	0	0	0	0	0		3	
Fischer.....	W	0	0	0	0	0	1	1	0	0	0	1	0	1	.500	2	.167
	L	1	1	2	2	2	1	9	0	0	1	0	0	1		10	
Blank.....	W	0	0	0	0	0	0	0	0	0	0	0	0	0	.000	0	.000
	L	0	0	0	0	0	0	0	0	0	0	1	0	1		1	
Flynn.....	W	0	0	0	0	0	0	0	0	0	0	0	0	0	.000	0	.000
	L	1	0	0	0	0	0	1	1	0	0	0	0	1		1	
Pfann.....	W	0	0	0	0	0	0	0	0	0	0	0	0	0	.000	0	.000
	L	0	0	0	0	0	0	0	1	0	0	0	0	1		1	

#### THE WASHINGTON CLUB'S RECORD.

The Washington club was weakened in the same manner as the Cincinnati club, by experimenting with too many pitchers, they using a round dozen in the box during their campaign in 1894. Of the twelve, but one exceeded the percentage average of .500. Of those who pitched in 20 games and over there were but two, Maul leading with .423, and Mercer following with .410. Of those who pitched in 10 games and under 20, Esper led Stockdale and Petty, by .400 to .357 and .273, respectively. Sullivan was a bad failure, as he only pitched in 2 victories out of 12 games. No less than five of the twelve pitchers failed to pitch in a single victory, not even against the Western teams. Under such circumstances the wonder is that Washington escaped the last ditch.

Here is the record :

WASHINGTON  vs.	Victories and Defeats.	EASTERN CLUBS.						WESTERN CLUBS.						Grand Totals.	Grand Percentage.			
		Baltimore.	New York.	Boston.	Philadelphia.	Brooklyn.	Totals.	Per cent. of Victories.	Cleveland.	Pittsburgh.	Chicago.	St Louis.	Cincinnati.			Louisville.	Totals.	Per cent. of Victories.
Mullarky.....	W L	0 0	0 0	0 0	0 0	0 0	0 0	.000	1 0	0 0	1 0	0 1	0 0	0 1	2 7	.667	2 1	.667
Maul .....	W L	1 2	0 3	1 3	1 2	1 2	4 11	.267	0 1	1 1	1 0	2 1	2 1	0 4	7 4	.636	11 15	.423
Mercer.....	W L	0 4	0 3	2 1	2 0	1 4	5 12	.294	0 4	3 2	1 1	2 1	2 2	4 1	11 11	.500	16 23	.410
Esper .....	W L	0 0	0 0	0 2	1 1	2 0	2 3	.400	2 2	0 2	1 1	2 0	1 0	0 1	4 6	.400	6 9	.400
Stockdale .....	W L	0 2	0 2	0 0	0 1	0 0	0 5	.000	1 0	0 1	1 1	1 0	1 1	5 3	6 9	.625	5 9	.357
Petty.....	W L	0 3	1 1	0 1	0 0	0 2	1 7	.125	1 0	0 0	0 0	0 0	1 1	2 1	2 7	.667	3 8	.273
Sullivan.....	W L	0 0	1 1	0 1	0 2	0 1	1 5	.167	0 0	0 1	0 2	0 0	1 1	1 5	1 10	.167	2 10	.167
Wynne.....	W L	0 0	0 0	0 0	0 1	0 0	0 1	.000	0 0	0 0	0 0	0 0	0 0	0 0	0 0	.000	0 1	.000
Anderson .....	W L	0 0	0 0	0 0	0 0	0 0	0 0	.000	0 1	0 0	0 0	0 1	0 0	0 2	0 2	.000	0 2	.000
Stephens.....	W L	0 0	0 0	0 1	0 1	0 1	0 3	.000	0 0	0 0	0 0	0 0	0 0	0 0	0 0	.000	0 3	.000
Boyd.....	W L	0 0	0 0	0 0	0 0	0 0	0 0	.000	0 1	0 0	0 1	0 1	0 0	0 3	0 3	.000	0 3	.000
Haddock.....	W L	0 0	0 0	0 0	0 0	0 0	0 0	.000	0 0	1 0	0 1	0 1	0 1	0 4	0 4	.000	0 4	.000

#### THE LOUISVILLE CLUB'S RECORD.

The Louisville club had nine pitchers in position during 1894, of which but four pitched in 20 games and over, and but one in 10 games and less than 20, Knell pitching in less than 20 games, with the percentage of .241, and Stratton in less than 10, with .143, the latter doing far better afterwards in the Chicago team. Hemming's .355 was the best record, Menafee being second with .348, both pitching in over twenty games.

Hemming's percentage in the Louisville team was but .355, which, compared with his record of 1.000 in the Baltimore team, made his total percentage .615, showing quite a difference between his support in the Louisvilles and that in the Baltimores.

Hemming, Menafee and Inks were the most successful against the strong teams of the Eastern division. Whitrock, Sullivan and Kilroy were unsuccessful opponents.

Here is the record :

LOUISVILLE vs.		Victories and Defeats.	EASTERN CLUBS.							WESTERN CLUBS.							Grand Totals.	Grand Percentage.
			Baltimore.	New York.	Boston.	Philadelphia.	Brooklyn.	Washington.	Totals.	Per cent. of Victories.	Cleveland.	Pittsburgh.	Chicago.	St. Louis.	Cincinnati.	Totals.		
Hemming.....	W	2	0	0	1	1	0	4	.250	0	2	2	3	0	7	.429	11	.355
	L	2	4	1	2	1	1	12		3	1	2	0	2	8		20	
Menafee.....	W	0	0	0	0	1	1	2	.286	3	1	0	1	1	6	.375	8	.348
	L	1	1	1	1	1	0	5		1	4	1	2	2	10		15	
Inks.....	W	0	0	2	0	0	0	2	.250	0	0	0	0	0	0	.000	2	.250
	L	1	1	1	0	2	1	6		0	0	0	0	0	0		6	
Knell.....	W	0	0	0	2	0	2	4	.190	0	0	0	1	2	3	.375	7	.241
	L	3	4	4	1	3	2	17		1	1	2	1	0	5		22	
Wadsworth.....	W	0	0	0	0	2	1	3	.200	0	0	0	1	0	1	.167	4	.190
	L	2	2	2	2	2	2	12		1	1	1	1	1	5		17	
Stratton.....	W	0	0	0	0	0	0	0	.000	0	0	1	0	0	1	.167	1	.143
	L	1	0	1	0	0	0	2		0	1	1	1	1	4		6	
Whitrock.....	W	0	0	0	0	0	0	0	.000	0	0	0	0	0	0	.000	0	.000
	L	0	0	0	0	0	0	0		0	0	0	0	1	1		1	
Sullivan.....	W	0	0	0	0	0	0	0	.000	0	0	0	0	0	0	.000	0	.000
	L	0	0	0	1	0	0	1		0	0	0	0	0	0		1	
Kilroy.....	W	0	0	0	0	0	0	0	.000	0	0	0	0	0	0	.000	0	.000
	L	0	0	0	0	0	1	1		1	1	1	1	0	4		7	

### Interesting Pitching Records.

No pitching records under the scoring rules of 1894 admitted of any data being made up from which a true criterion of the skill of the pitchers could be arrived at; nor can there be until the rules give the figures of "innings pitched in" and base hits made off each inning each pitcher pitched in. There is scarcely a game in which two pitchers do not enter the box to pitch, at least in one or two innings; but the scoring rules do not give the figures of innings pitched in, or how many base hits were made off each pitcher, and the result is that the total base hits scored in the game cannot be divided up between the pitchers correctly. A pitcher goes into the box at the outset of the game, and in one or two innings he is badly punished. Then a substitute follows him, and in the succeeding innings not a third of the base hits made off the first pitcher are recorded against the substitute, and yet not a record to show this is to be had off the data the scoring rules admit of.



Here is the pitching score which should be used in the summary of each game :

[*Copy of Yale-Princeton score of June 16, 1894.*]

PITCHING SCORE.

	CARTER.	BRADLEY.	ALTMAN.
Innings pitched in by.....	9	6	2
Base hits off .....	9	5	7
Runs earned off.....	3	2	3
Bases on balls by.....	4	2	1
Wild pitches by .....	0	1	1
Hit batsmen by .....	0	1	1
Struck out by .....	8	3	0

Umpire—Emslie. Time of game—2 hours 5 minutes.

Not an official record, giving the data of work done in the box by the League pitchers, furnishes any correct figures by which to judge the good or bad work done in the box each season. We give below a series of records which give a somewhat better idea of each pitcher's box work than the official averages can give under the pitching rules in vogue up to 1895. The first table gives a full, but not complete, record of the League pitching of 1894 by those pitchers whose percentage of victories pitched in are not less than .500. Those whose record was under .500 and not less than .400 included the following: Inks, .478; Stratton, .476; German, .471; Maul, .470; Hutchinson, .467; Parrott, .459; Ehret, .436; Daub, .423; Mercer, .421; Hawley, .413, and Westervelt, .412. Of those whose percentages were under .400 and not less than .300 were the following: Stockdale, .375; Menafee, .351; Sullivan, .348; J. Clarkson, .308. These were followed by McGill, .291; Terry, .278; Knell, .200, and Wadsworth, .190. The official pitching averages, from which these figures are taken, give no record of the pitchers who pitched in less than 15 games during 1894, and those who pitched in 10 games and less than 15 included pitchers having better percentages than some of those recorded above.

Here is a record taken from the figures of the official tables, which presents data from which a pretty fair estimate of a pitcher's ability can be arrived at; though it is, of course, not a really correct criterion of his box work, as it does not contain the record of the runs earned off his pitching solely by base hits, which cannot be obtained under the existing scoring rules :

PITCHERS.	CLUBS.	Games Pitched In.	Per cent. of Vic-tories Pitched In.	Base hits off Pitchi'g	Bases on Balls.	Struck Out.	Sacrifice Hits.	Stolen Bases.	Runs Scored.	Fielding Average.	Batting Average.
Meekin.....	New York.....	47	.790	253	147	127	1	4	26	.798	.281
McMahon.....	Baltimore.....	34	.735	269	109	55	8	1	17	.869	.286
Rusie.....	New York.....	49	.734	253	189	204	2	4	20	.867	.275
Taylor.....	Philadelphia.....	33	.719	381	85	79	0	3	21	.796	.331
Nichols.....	Boston.....	45	.711	291	108	98	2	1	40	.856	.282
Stivetts.....	Boston.....	39	.692	306	100	73	3	4	56	.813	.336
Hawke.....	Baltimore.....	23	.652	311	58	50	5	2	12	.887	.301
Stein.....	Brooklyn.....	42	.619	280	162	72	4	3	31	.785	.260
Gumbert.....	Pittsburgh.....	31	.600	320	73	60	1	1	18	.909	.303
Gleason.....	Baltimore.....	29	.586	312	59	39	4	1	24	.841	.342
Killen.....	Pittsburgh.....	24	.583	303	83	57	1	1	14	.909	.256
Cuppy.....	Cleveland.....	37	.583	298	119	63	1	4	28	.916	.253
Carsey.....	Philadelphia.....	31	.580	314	95	40	1	3	31	.831	.277
Breitenstein.....	St. Louis.....	49	.551	280	162	138	9	3	27	.902	.229
Weyhing.....	Philadelphia.....	33	.545	324	101	79	7	1	9	.845	.168
Kennedy.....	Brooklyn.....	42	.545	302	134	101	0	5	22	.771	.300
Colcolough.....	Pittsburgh.....	15	.533	354	59	19	1	1	19	.844	.214
Young.....	Cleveland.....	47	.532	293	100	100	0	4	24	.902	.213
Chamberlain.....	Cincinnati.....	19	.526	309	78	57	3	1	10	.729	.304
Staley.....	Boston.....	25	.520	344	55	29	2	0	12	.744	.238
Esper.....	Baltimore.....	26	.500	339	59	36	0	0	16	.929	.239
Dwyer.....	Cincinnati.....	39	.500	317	97	47	0	0	32	.902	.269
Hemming.....	Baltimore.....	40	.500	295	140	75	0	2	23	.893	.256

Here are the records, showing the batting and fielding averages of the nine pitchers who excelled in each record:

PITCHERS.	CLUBS.	Games.	Fielding Average.	PITCHERS.	CLUBS.	Games.	Batting Average.
1. Stratton....	Chicago.....	21	.931	1. Stratton....	Chicago.....	33	.350
2. Esper.....	Baltimore....	26	.929	2. Nicol.....	Louisville....	28	.348
3. Cuppy.....	Cleveland....	37	.916	3. Mullane....	Cleveland....	18	.343
4. Gumbert....	Pittsburgh....	31	.909	4. Gleason....	Baltimore....	31	.341
5. Killen.....	Pittsburgh....	24	.909	5. Inks.....	Baltimore....	24	.337
6. Menafee....	Pittsburgh....	37	.904	6. Stivetts....	Boston.....	57	.336
7. Dwyer.....	Cincinnati....	39	.902	7. Taylor.....	Philadelphia..	34	.331
8. Young.....	Cleveland....	47	.902	8. Parrott....	Cincinnati....	59	.329
9. Breitenstein	St. Louis.....	49	.902	9. Terry.....	Chicago.....	25	.325

According to the above figures Stratton was the best fielding pitcher, and Breitenstein the poorest; Stratton also excelling in base hit averages, while in that record Terry was the tail-ender. The nine pitchers who excelled in total stolen bases were as follows:

PITCHERS.	CLUBS.	Games.	Stolen Bases.
1. Parrott.....	Cincinnati.....	59	5
2. Stivetts.....	Boston .....	57	4
3. Terry .....	Chicago.....	25	3
4. Stratton .....	Chicago.....	33	3
5. Taylor.....	Philadelphia.....	34	3
6. Mullane.....	Cleveland.....	18	2
7. Nicol.....	Louisville.....	28	2
8. Inks .....	Baltimore.....	24	1
9. Gleason.....	Baltimore.....	31	1

In the foregoing two tables pitchers are included who did not reach a percentage of victories pitched in of .500 ; the list of these including Inks, Stratton, German, Hutchinson, Mullane, Parrott, Maul, Ehret, Daub, Mercer, Hawley and Westervelt, whose percentage figures were less than .500 and not lower than .400. Of those whose percentage figures did not reach .400 and were not lower than .300, were Stockdale, Menafee, Sullivan and A. Clarkson ; while those who were less than .300 and not lower than .200, were McGill, Terry and Knell ; Wadsworth being the tail-ender in percentage figures with .190.

The above tables present quite an interesting pitching problem, the puzzle being to find out which of the above pitchers did the best work in the box in every respect, not only in pitching, but by his batting, fielding and base running. In percentage of victories pitched in, Meekin took the lead. In the number of batsmen struck out, Rusie excelled. In fewest bases on balls, Staley had the lowest figures. In base hit averages, Stivetts led ; while in total sacrifice hits, Breitenstein bore off the palm. In total runs scored, Stivetts had the largest total. In stolen bases, Kennedy was the most successful, and yet he only stole 5 in 42 games.

Now the problem is, Which pitcher did the best average work in his position? and we leave that for our readers to solve.

It is alleged that the reason pitchers do so little in stealing bases is that they are too fatigued in their pitching in each inning to do much in the active work of base running, both duties trying a player's nerves considerably. For this reason it would be a good plan, in the order of batting, to have a sure hitter follow each pitcher, so as to help bat him round.

### Hints to the Pitchers of 1895.

We are glad to record the fact that scientific pitching is advancing in the League arena. Its progress, hitherto, has been slow and only step by step, but it is making headway, and during 1894 the science of strategic pitching made greater pro-

gress than ever before. The effective blow given to "cyclone" pitching by the new pitching rules, which went into effect in 1893, while it did not materially affect the strategic class of pitchers—some of whom the new rules actually benefited—obliged the class of pitchers who depend solely upon their dangerous speed for success, to adopt strategic tactics to a more or less extent; and this is why a few of the old "cyclone" pitchers—as they are called—succeeded better than they anticipated under the change made in the rules in 1893, which had placed them farther from the batsman than in 1892.

It may be said, in connection with the pitching of 1894, that one thing noticeable in the "box" work of that season was that the brainy class of men in the position began to pay more attention to the advice of the theorists of the game than before; and thereby they learned to realize the fact that *strategic skill, and that equally important attribute, thorough control of temper,* together with the avoidance of the senseless *kicking habit* in vogue, had more to do with success in their position than they had previously been aware. Those of the pitching fraternity who read up on the subject of skill in pitching, were told that the primary elements of strategic work in the "box" included: "First, to deceive the eye of the batsman in regard to the character of the delivery of the ball, as to its being fast or slow. Second, to deceive his judgment in reference to the direction of the ball when pitched to him, as to its being high or low, or where he wants it. Third, to watch the batsman closely so as to know just when he is temporarily 'out of form' for making a good hit; and Fourth, to tempt him with a ball which will be likely to go high from his bat to the outfield and be caught."

Then again they were told that "another very effective point in strategic pitching, is a thoroughly disguised change of pace in delivery. This is difficult of attainment, and as a general rule it can only be played with effect on the careless class of batsmen. Let it be borne in mind that the pitcher who cannot control his temper is as unfit for his position as is a quick-tempered billiard player to excel as a winner in professional contests. Quick temper is the mortal foe of cool judgment, and it plays the mischief with that nervy condition so necessary in the development of skilful strategy. The pitcher must of necessity be subject to annoyances well calculated to try a man's temper, especially when his best efforts in pitching are rendered useless by the blunders of incompetent fielders, but under such trying circumstances his triumph is all the greater if he can pluck victory out of the fire of such opposition, *by the thorough control of his temper.*" This is something only a minority of League pitchers did in 1894.

## SUMMARY RECORD.

The leading pitcher of each of the twelve clubs against the six clubs of each section, in percentage of victories pitched in, by those who occupied the box in 10 games and over, is given in the following table :

## BALTIMORE.

AGAINST THE EASTERN CLUBS.		AGAINST THE WESTERN CLUBS.	
Pitchers.	Per cent. of Victories.	Pitchers.	Per cent. of Victories.
McMahon.....	.706	McMahon.....	.811

## NEW YORK.

Meekin.....	.778	Rusie.....	.889
-------------	------	------------	------

## BOSTON.

Nichols.....	.756	Stivetts.....	.763
--------------	------	---------------	------

## PHILADELPHIA.

Taylor.....	.625	Taylor.....	.778
-------------	------	-------------	------

## BROOKLYN.

Stein.....	.692	Stein.....	.650
------------	------	------------	------

## CLEVELAND.

Sullivan.....	.600	Cuppy.....	.778
---------------	------	------------	------

## PITTSBURGH.

Gumbert.....	.471	Killen.....	.769
--------------	------	-------------	------

## CHICAGO.

Griffith.....	.625	Griffith.....	.667
---------------	------	---------------	------

## ST. LOUIS.

Breitenstein.....	.448	Breitenstein.....	.609
-------------------	------	-------------------	------

## CINCINNATI.

Parrott.....	.500	Dwyer.....	.588
--------------	------	------------	------

## WASHINGTON.

Mercer.....	.294	Maul.....	.636
-------------	------	-----------	------

## LOUISVILLE.

Hemming.....	.250	Hemming.....	.428
--------------	------	--------------	------

It will be seen that Rusie leads all the pitchers against the Western teams and Meekin all against the Eastern teams, Rusie having the highest individual percentage of victories against a single section.

There can be no really reliable criterion of a pitcher's skill, as judged by the data of his averages, until the figures of runs earned off the pitching solely by base hits, and not by base hits and stolen bases, and the errors they lead to combined, as is the case under the defective scoring rules in existence in 1894. To call a run scored by a combination of base hits and stolen bases is unjust to the pitcher, while judging his pitching by the percentage of victories pitched is only less faulty; but the latter is the better criterion of skill than that of earned runs, as calculated on the basis of the rules of 1894.

## THE OFFICIAL AVERAGES FOR 1894.

The official averages for 1894, as prepared by Secretary Young, of the National League, from data furnished him under the regulation scoring rules of each year, have always been more or less defective as far as affording a reliable criterion of play in each department of the game was concerned, and necessarily so, owing to the faulty scoring rules in existence up to 1895. The batting averages are more than useless, as they fail to show the only reliable criterion of play there is, and that is, *the percentage of runners forwarded around the bases by base hits*. The pitching averages are similarly useless, as they fail to give the correct data for judging the percentage of runs earned off the pitching on the basis of runs scored by base hits, and by nothing else; the figures of earned runs, under the present defective rules, including runs earned by a combination of base hits and stolen bases, together with such fielding errors as base stealing leads to, a class of errors aside from regular fielding errors. Glancing at the record of the so-called leading batsmen since 1888, we find that the data on which the averages are made out grew more defective each year up to 1893, when they were improved a little. Below will be found the several headings of the season's averages, together with the name of the so-called leading batsman of each year, during the past seven years, beginning with 1888 and ending with 1894.

### SEASON OF 1888.

Rank	NAME.	CLUB.	Games Played.	Times at Bat.	Runs Scored.	Ave. Per Game.	First Base Hits.	Percentage.	Total Bases.	Ave. Per Game.	Bases Stolen.	Ave. Per Game.
1	Anson.....	Chicago.....	134	515	101	0.75	177	.345	52	1.88	28	0.20

### SEASON OF 1889.

Rank.	NAME.	CLUB.	Games.	Per cent. of Base Hits.	Stolen Bases.	Sacrifice Hits.	No. of Runs.
1	Brouthers.....	Boston.....	126	.373	22	31	105



## SEASON OF 1890.

Rank.	NAME.	CLUB.	Position.	Games.	P. c. base hits to times at bat.
1	Glasscock.....	New York.....	S. S.	124	.336

## SEASON OF 1891.

Rank.	NAME.	CLUB.	Games Played.	Runs Scored.	Per cent.
1	Hamilton.....	Philadelphia.....	133	42	.338

## SEASON OF 1892.

Rank.	NAME.	CLUB.	Games Played.	Times at Bat.	Runs Scored.	Base Hits.	Per cent.	Total Bases.	Sacrifice Hits.	Stolen Bases.
1	Childs.....	Cleveland.....	144	552	135	185	.335	233	14	31

## SEASON OF 1893.

Rank	NAME.	CLUB.	Games Played.	Times at Bat.	Runs Scored.	Base Hits.	Per cent.	Total Bases.	Sacrifice Hits.	Stolen Bases.
1	Stenzel.....	Pittsburgh.....	51	198	56	81	.409	113	12	13

## SEASON OF 1894.

Rank.	NAME.	CLUB.	Games Played.	Times at Bat.	Runs Scored.	Base Hits.	Per cent.	Total Bases.	Sacrifice Hits.	Stolen Bases.
1	Duffy.....	Boston.....	124	539	160	236	.438	372	10	49

Every record of the above tables is made up to encourage the mere record batsman, the team-worker at the bat having no show given him whatever, as there is not a figure in the averages—with the probable exception of the "sacrifice hit" column—to show his percentage of runners forwarded by his base hits, this being the sole criterion of effective batting.

What is wanted is a record made up in this form:

BATSMAN.	CLUB.	Games.	Per cent. per Game Runners Forwarded by Base Hits.	Per cent. of Base Hits to Times at Bat.	Per cent. of Sacrifice Hits per Game.	Per cent. of Runs per Game.	Per cent. of Bases Taken on Balls.	Per cent. of Outs on Strikes.	Per cent. of Chances Given for Catches.
.....	.....	.....	.....	.....	.....	.....	.....	.....	.....

The above record shows how the batsman excelled in forwarding runners by his hits, together with his percentage of base hits, sacrifice hits, runs scored, percentage of times he gave chances for outs on catches—a record which shows the batsman's weakness in batting—percentage of outs on strikes, and of the times he took his base on balls. The figures showing total bases is only of more advantage to record batsmen than to team-workers at the bat, and if left out would cause the "fungo" hitting class of batsmen to strive to do more team-work at the bat than they do now. Another column might be added showing the percentage of runners forwarded by extra base hits.

As regards the pitching averages they are equally unreliable in affording a criterion of excellence of play in the box. How is it possible to tell how effective a pitcher is by the figures of earned runs as recorded under the scoring rules in vogue up to 1895? A batsman, for instance, gets to first base by a fly ball which dropped between two fielders running to catch the ball, a so-called base hit is scored—the hit really giving an easy chance for a catch. This is followed by two steals, sending the runner to third, and a single base hit sends him home, and by the combined play an earned run off the pitching is unjustly earned. Another instance of this kind is shown when the first batsman is given a life by a dropped fly ball; the second is given another life by a muffed ball from an infield hit, and the third man at the bat is given a life by a wild throw to first base; after which three batsmen make safe hits, and before the side is put out, three runs are scored as earned, though the side should have been put out had the pitcher's field support been up to even ordinary mark, the fact being that not a single run was really earned off the pitching, yet three earned runs are

scored against the pitcher under the scoring rules "up to date." Other instances of the uselessness of the existing method of making out the League averages could be readily cited, but these amply suffice, we think.

One thing against improvement in the scoring rules is: first, the fact that the magnates have the power to revise the amendments made by the Committee on Rules. Another is the failure, as a rule, to appoint that committee so as to secure an efficient working committee. But even when this is done their good work is knocked in the head by the majority vote of the magnates at the spring meeting. The vote should be made unanimous in changing any rule favorably reported by the Committee.

Here are the complete official averages for 1894, as prepared by Secretary Young, after revision of averages published last fall:

### Batting Record

OF PLAYERS WHO HAVE TAKEN PART IN FIFTEEN OR MORE CHAMPIONSHIP GAMES—SEASON OF 1894.

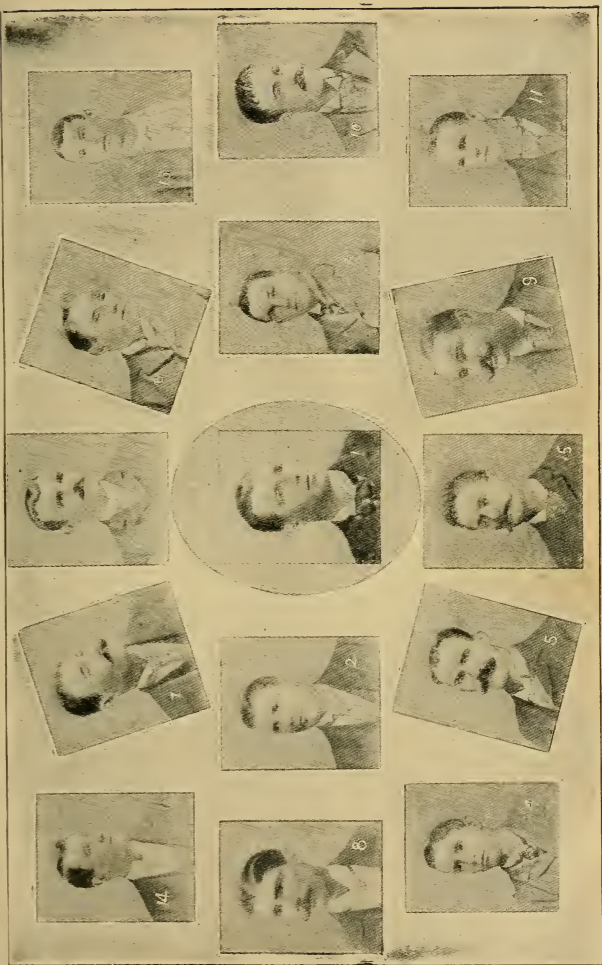
NAME.	CLUB.	Games.	At Bat.	Runs.	1st Bases.	Per cent.	T. B.	S. H.	S. B.
Duffy .....	Boston .....	124	539	160	236	.438	372	10	49
Turner .....	Philadelphia .....	77	347	94	147	.423	187	8	12
Thompson .....	Philadelphia .....	102	458	115	185	.403	314	8	29
Delehanty .....	Philadelphia .....	114	497	149	199	.400	283	5	29
Hamilton .....	Philadelphia .....	131	559	196	223	.398	289	7	99
Anson .....	Chicago .....	83	347	87	137	.394	188	7	17
Kelley .....	Baltimore .....	129	509	167	199	.391	304	19	45
Cross .....	Philadelphia .....	120	543	128	211	.388	290	16	28
Tenny .....	Boston .....	24	80	21	31	.387	43	2	7
Holliday .....	Cincinnati .....	122	519	125	199	.383	297	4	39
Brodie .....	Baltimore .....	129	574	132	212	.369	269	24	50
Doyle .....	New York .....	105	425	94	157	.369	216	4	48
Keeler .....	Baltimore .....	128	593	164	218	.367	305	16	30
Griffin .....	Brooklyn .....	106	405	123	148	.365	209	5	48
Childs .....	Cleveland .....	117	476	144	174	.365	227	4	20
Grady .....	Philadelphia .....	50	187	45	68	.363	100	2	3
Dahlen .....	Chicago .....	121	508	150	184	.362	289	10	49
Ryan .....	Chicago .....	108	481	133	173	.359	233	8	12
Burns .....	Brooklyn .....	126	513	107	184	.358	261	9	29
Burkett .....	Cleveland .....	124	518	134	185	.357	267	10	32
McKean .....	Cleveland .....	130	561	115	199	.354	281	11	32
Smith .....	Pittsburgh .....	125	497	129	175	.352	267	10	37
Stenzel .....	Pittsburgh .....	131	523	148	184	.351	303	5	60
Earle .....	Brooklyn and Louisville ..	33	114	23	40	.350	47	4	5
Stratton .....	Chicago and Louisville .....	33	134	39	47	.350	77	0	3
McCarthy .....	Boston .....	126	536	118	187	.349	266	9	40
Nicol .....	Louisville .....	28	112	12	39	.348	53	1	2
Robinson .....	Baltimore .....	106	420	71	146	.348	182	11	13
Davis .....	New York .....	124	492	124	170	.345	267	9	37

BATTING RECORDS—*Continued.*

NAME.	CLUB.	Games.	At Bat.	Runs.	1st Bases.	Per cent.	T. B.	S. H.	S. B.
Brouthers.....	Baltimore.....	123	528	137	182	.344	287	18	40
Joyce.....	Washington.....	98	357	103	124	.344	230	5	23
Beckley.....	Pittsburgh.....	132	534	122	184	.344	284	22	20
Clements.....	Philadelphia.....	47	172	26	59	.343	85	3	4
Mullane.....	Baltimore and Cleveland...	18	67	3	23	.343	27	1	2
Gleason.....	Baltimore and St. Louis...	31	111	24	38	.342	55	4	1
Miller.....	St. Louis.....	125	480	93	164	.341	223	8	20
Lowe.....	Boston.....	133	615	585	210	.341	323	9	25
McGraw.....	Baltimore.....	123	515	115	175	.340	221	14	77
Daly.....	Brooklyn.....	123	494	135	167	.338	237	4	53
Inks.....	Baltimore and Louisville...	24	89	12	27	.337	30	1	1
Sullivan.....	Wash'gton and Phil'delphia	93	374	72	126	.337	166	7	15
Connaughton.....	Boston.....	38	166	38	56	.337	76	1	2
Bannon.....	Boston.....	127	496	130	167	.336	257	6	42
Stivetts.....	Boston.....	57	244	56	82	.336	133	3	4
Treadway.....	Brooklyn.....	122	482	124	162	.336	254	12	29
Sugden.....	Pittsburgh.....	39	141	24	47	.333	70	6	3
Van Haltren.....	New York.....	139	531	110	177	.333	231	13	44
Jennings.....	Baltimore.....	128	505	136	168	.332	246	18	36
Taylor.....	Philadelphia.....	34	145	21	48	.331	63	0	3
Wilnot.....	Chicago.....	135	606	137	201	.331	294	14	76
La Chance.....	Brooklyn.....	65	258	47	85	.329	129	3	25
Wilson.....	New York.....	45	179	37	59	.329	77	2	9
Parrott.....	Cincinnati.....	59	228	50	75	.329	126	1	5
Tucker.....	Boston.....	122	503	112	165	.328	212	2	19
Hallman.....	Philadelphia.....	119	519	111	170	.327	207	22	27
Hassamer.....	Washington.....	116	493	106	161	.326	243	10	15
Lange.....	Chicago.....	112	417	87	145	.324	199	4	71
Long.....	Boston.....	103	475	136	154	.324	240	8	25
Terry.....	Chicago.....	25	96	19	31	.323	39	0	3
Hutchinson.....	Chicago.....	34	133	28	43	.323	64	2	1
McPhee.....	Cincinnati.....	128	481	113	154	.320	230	6	31
Shock.....	Brooklyn.....	63	237	46	76	.320	94	8	18
O'Connor.....	Cleveland.....	80	324	67	105	.320	146	4	13
Abbey.....	Washington.....	129	521	95	166	.318	243	13	30
Kittredge.....	Chicago.....	50	167	36	53	.317	65	5	2
Twineham.....	St. Louis.....	31	127	22	40	.314	50	1	2
Connor.....	New York and St. Louis...	121	462	93	145	.313	253	6	15
Latham.....	Cincinnati.....	130	532	132	167	.313	233	11	62
Hoy.....	Cincinnati.....	128	506	118	158	.312	241	11	30
Hartman.....	Pittsburgh.....	49	186	41	58	.311	82	8	12
Lyons.....	Pittsburgh.....	72	254	51	79	.311	113	11	17
Foutz.....	Brooklyn.....	73	296	41	92	.310	126	8	16
Decker.....	Chicago.....	89	391	76	121	.309	177	2	22
Vaughn.....	Cincinnati.....	67	275	48	85	.309	145	2	6
Selbach.....	Washington.....	96	372	70	115	.309	188	3	23
Stockdale.....	Washington.....	19	75	9	23	.306	25	1	2
Donovan.....	Pittsburgh.....	133	575	146	176	.306	230	26	51
Reitz.....	Baltimore.....	109	450	86	138	.306	226	7	18
Ely.....	St. Louis.....	127	508	85	155	.305	237	13	23
O. Tebeau.....	Cleveland.....	119	501	79	153	.305	200	9	27
McGuire.....	Washington.....	102	427	67	130	.304	176	4	11

BATTING RECORDS—*Continued.*

NAME.	CLUB.	Games.	At Bat.	Runs.	1st Bases.	Per cent.	T. B.	S. H.	S. B.
Chamberlain.....	Cincinnati.....	20	69	10	21	.304	36	3	1
Ward.....	Washington.....	89	343	85	104	.303	130	5	36
Gumbert.....	Pittsburgh.....	33	112	18	34	.303	52	1	1
Corcoran.....	Brooklyn.....	129	573	124	173	.302	251	10	33
Irwin.....	Chicago.....	130	503	85	152	.302	220	4	34
Bierbauer.....	Pittsburgh.....	131	527	88	159	.301	217	20	20
Anderson.....	Brooklyn.....	16	63	13	19	.301	29	1	7
Bonner.....	Baltimore.....	27	113	26	34	.301	46	2	11
Hawke.....	Baltimore.....	25	93	12	28	.301	37	5	2
German.....	New York.....	19	60	8	18	.300	19	2	1
Merritt.....	Boston and Cincinnati.....	66	243	38	73	.300	100	1	5
Shindle.....	Brooklyn.....	117	476	96	143	.300	201	17	18
Kennedy.....	Brooklyn.....	42	160	22	48	.300	61	6	5
Burke.....	New York.....	138	575	124	172	.299	225	10	47
Cooley.....	St. Louis.....	52	207	35	62	.299	71	6	8
Kinslow.....	Brooklyn.....	61	221	38	66	.298	91	2	6
McAleer.....	Cleveland.....	64	251	36	75	.298	99	5	17
Pfeffer.....	Louisville.....	104	420	66	125	.297	182	15	33
Flaherty.....	Louisville.....	38	149	15	44	.295	55	1	2
Dungan.....	Louisville and Chicago.....	18	71	11	20	.295	23	1	3
Mercer.....	Washington.....	43	163	29	48	.294	61	1	10
Nash.....	Boston.....	132	510	132	150	.294	212	3	19
Canavan.....	Cincinnati.....	100	362	81	106	.293	201	5	15
Lake.....	Louisville.....	16	41	8	12	.292	18	0	2
Cartwright.....	Washington.....	132	509	86	149	.292	238	3	35
Boyle.....	Philadelphia.....	116	512	103	150	.291	203	18	22
Grimm.....	Louisville.....	107	413	65	120	.290	182	8	14
Smith.....	Louisville.....	39	135	27	39	.288	56	1	13
Blake.....	Cleveland.....	73	300	51	86	.286	113	10	1
McMahon.....	Baltimore.....	34	129	17	37	.286	46	8	1
Shugart.....	Pittsburgh.....	133	533	103	152	.285	236	13	23
Knell.....	Louisville.....	31	119	10	34	.285	47	1	2
Zimmer.....	Cleveland.....	88	340	55	97	.285	141	2	15
Fuller.....	New York.....	95	378	82	107	.283	138	0	34
Glasscock.....	Pittsburgh.....	86	332	47	94	.283	123	13	20
Nichols.....	Boston.....	45	170	40	48	.282	64	2	1
Tiernan.....	New York.....	112	429	87	121	.282	184	6	26
Farrell.....	New York.....	112	404	50	114	.282	175	3	10
Meekin.....	New York.....	48	174	26	49	.281	80	1	4
Ganzel.....	Boston.....	65	266	52	74	.278	98	4	1
Carsey.....	Philadelphia.....	32	126	31	35	.277	40	1	3
Rusie.....	New York.....	49	185	20	51	.275	74	2	4
Shiebeck.....	Pittsburgh and Washington.....	75	294	69	81	.275	102	1	19
Clark.....	Louisville.....	76	316	55	87	.275	132	1	24
Peitz.....	St. Louis.....	100	364	62	100	.274	159	7	17
Quinn.....	St. Louis.....	106	411	58	113	.274	142	13	26
Denny.....	Louisville.....	60	222	26	61	.274	87	6	10
Hawley.....	St. Louis.....	48	161	16	44	.273	68	5	1
Reilly.....	Philadelphia.....	36	132	21	37	.272	42	1	6
O'Rourke.....	Louisville and St. Louis.....	80	316	60	86	.272	106	6	11
McGarr.....	Cleveland.....	127	522	94	142	.272	185	5	34
Murphy.....	New York.....	73	284	65	77	.271	89	2	25




Cincinnati Base Ball Club, '94.





St. Louis Base Ball Club, '94.



Washington Base Ball Club, '94.

2ND BASEMAN



SHORT STOP

REITZ

1ST BASEMAN



ANSON

FILDER




GRIFFIN

CATCHER



ZIMMER

Leading Players of the  
LEAGUE  
FOR  
1894



GLASSCOCK

BATTING RECORDS—*Continued.*

NAME.	CLUB.	Games.	At Bat.	Runs.	1st Bases	Per cent.	T. B.	S. H.	S. B.
Ryan .....	Boston .....	49	203	39	55	.271	87	1	4
Virtue .....	Cleveland .....	23	85	15	23	.270	30	2	1
Clarke .....	Baltimore .....	27	100	18	27	.270	40	3	1
Dwyer .....	Cincinnati .....	49	171	32	46	.269	72	0	0
Schriver .....	Chicago .....	94	356	56	96	.269	123	5	9
Dailey .....	Brooklyn .....	65	230	39	62	.269	89	6	4
Murphy .....	Cincinnati .....	76	265	42	71	.268	89	6	5
Dowd .....	St. Louis .....	123	524	92	141	.267	185	9	34
McCarthy .....	Cincinnati .....	40	168	29	45	.267	60	4	3
Smith .....	Cincinnati .....	128	492	73	131	.266	207	3	12
G. Tebeau .....	Washington and Cleveland..	105	398	77	106	.266	147	11	34
Twitchell .....	Louisville .....	51	211	28	56	.265	86	9	9
Comiskey .....	Cincinnati .....	59	230	26	61	.265	73	4	9
Hogan .....	St. Louis .....	29	103	11	27	.262	37	3	7
Ward .....	New York .....	136	552	99	145	.262	168	20	41
Stein .....	Brooklyn .....	41	142	31	37	.260	59	4	3
Mack .....	Pittsburgh .....	63	229	32	59	.257	70	14	9
Killen .....	Pittsburgh .....	24	82	14	21	.256	26	1	1
Hemming .....	Louisville and Baltimore...	38	152	23	39	.256	67	0	2
Richardson .....	Louisville .....	116	427	50	109	.255	134	4	11
Ewing .....	Cleveland .....	53	212	32	54	.255	82	2	19
Allen .....	Philadelphia .....	40	154	27	39	.253	60	3	5
Cuppy .....	Cleveland .....	41	134	28	34	.253	47	1	4
Buckley .....	St. Louis and Philadelphia..	67	251	24	64	.251	87	18	0
Brown .....	Louisville .....	130	542	123	136	.251	213	14	74
Weaver .....	Louisville and Pittsburgh...	90	355	35	89	.250	119	12	9
Frank .....	St. Louis .....	60	321	53	89	.246	130	12	12
Parrott .....	Chicago .....	126	532	83	130	.244	175	9	34
Griffith .....	Chicago .....	41	139	29	34	.244	44	0	6
Wadsworth .....	Louisville .....	23	74	9	18	.243	25	1	0
Esper .....	Washington and Baltimore..	25	96	16	23	.239	35	0	0
Staley .....	Boston .....	25	88	12	21	.238	31	2	0
Wittrock .....	Cincinnati .....	18	64	8	15	.234	17	0	0
Gilbert .....	Brooklyn and Louisville...	34	133	14	31	.233	39	1	3
Maul .....	Washington .....	35	120	23	28	.233	42	1	1
Radford .....	Washington .....	93	330	61	77	.233	101	6	26
Breitenstein .....	St. Louis .....	53	179	27	41	.229	53	9	3
McGill .....	Chicago .....	23	83	11	19	.229	24	1	1
Sullivan .....	Washington and Cleveland..	26	101	10	23	.228	33	0	0
Daub .....	Brooklyn .....	28	97	13	22	.226	26	4	1
Dugdale .....	Washington .....	33	129	15	28	.217	38	0	6
Colcolough .....	Pittsburgh .....	19	70	10	15	.214	21	1	1
Young .....	Cleveland .....	48	183	24	40	.213	61	0	4
Motz .....	Cincinnati .....	18	68	8	14	.205	19	0	1
Clarkson .....	Cleveland .....	16	54	7	11	.204	14	4	0
Menafee .....	Louisville and Pittsburgh...	37	125	12	25	.200	31	10	4
Lutenburg .....	Louisville .....	70	255	44	49	.192	66	3	10
Clarkson .....	St. Louis .....	26	85	11	16	.188	16	0	1
Ehret .....	Pittsburgh .....	41	133	6	23	.172	30	10	0
Weyhing .....	Philadelphia .....	33	119	9	20	.168	26	7	1
Westervelt .....	New York .....	18	59	9	9	.152	11	2	1

## Fielding Record, 1894.

## FIRST BASEMEN.

Rank.	NAME.	CLUB.	Games.	Put Outs.	Assists.	Errors.	Total Chances.	Per cent.
1	Motz.....	Cincinnati.....	18	185	18	1	204	.995
2	Anson.....	Chicago.....	83	748	45	9	802	.988
3	Tucker.....	Boston.....	122	1114	70	19	1203	.984
4	O. Tebeau.....	Cleveland.....	107	1025	47	18	1090	.983
5	Boyle.....	Philadelphia.....	116	983	64	20	1067	.981
6	{ Vaughn.....	Cincinnati.....	19	186	11	4	201	.980
	{ Cartright.....	Washington.....	132	1227	72	36	1335	.980
7	Foutz.....	Brooklyn.....	73	659	36	15	710	.979
8	{ Beckley.....	Pittsburgh.....	132	1236	82	31	1349	.977
	{ La Chance.....	Brooklyn.....	56	503	13	12	528	.977
9	{ Connor.....	New York and St. Louis..	120	1084	81	28	1193	.976
	{ Decker.....	Chicago.....	48	433	16	11	460	.976
10	{ Lutenburg.....	Louisville.....	68	595	34	16	645	.975
	{ Brouthers.....	Baltimore.....	123	1180	65	31	1276	.975
11	{ Comiskey.....	Cincinnati.....	59	558	26	16	600	.973
	{ O'Rourke.....	Louisville, Wash., St. L..	30	270	22	8	300	.973
12	{ Doyle.....	New York.....	99	987	60	33	1080	.969
	{ McCarthy.....	Cincinnati.....	15	146	13	5	164	.969
13	G. Tebeau.....	Washington, Cleveland...	16	161	2	9	172	.948

## SECOND BASEMEN.

1	Reitz.....	Baltimore.....	100	262	344	21	627	.966
2	Quinn.....	St. Louis.....	106	344	342	33	719	.954
3	McPhee.....	Cincinnati.....	128	391	449	53	893	.940
4	Pfeffer.....	Louisville.....	89	264	283	35	582	.939
5	Bierbauer.....	Pittsburgh.....	131	308	462	52	822	.936
6	Hallman.....	Philadelphia.....	119	314	342	47	703	.933
7	Lowe.....	Boston.....	132	354	411	57	822	.930
8	Parrott.....	Chicago.....	125	291	384	52	727	.928
9	Childs.....	Cleveland.....	117	308	380	56	744	.924
10	Ward.....	New York.....	136	332	455	67	854	.921
11	Grimm.....	Louisville.....	24	59	75	12	146	.918
12	Ward.....	Washington.....	79	175	237	40	452	.911
13	Bonner.....	Baltimore.....	24	57	54	10	121	.909
14	Daly.....	Brooklyn.....	123	320	358	74	752	.901
15	Radford.....	Washington.....	24	62	60	14	136	.897
16	Miller.....	St. Louis.....	18	31	49	11	91	.879

## THIRD BASEMEN.

1	Nash.....	Boston.....	132	199	271	34	504	.932
2	McGarr.....	Cleveland.....	127	171	246	35	452	.922
3	Cross.....	Philadelphia.....	100	177	240	40	457	.912
4	Davis.....	New York.....	124	154	251	40	445	.910
5	Dahlen.....	Chicago.....	55	95	127	23	245	.906
6	Lyons.....	Pittsburgh.....	72	120	158	30	308	.902
7	Peitz.....	St. Louis.....	43	61	69	15	145	.896
8	McGraw.....	Baltimore.....	117	130	246	44	420	.895



THIRD BASEMEN—*Continued.*

Rank.	NAME.	CLUB.	Games.	Put Outs.	Assists.	Errors.	Total Chances.	Per cent.
9	Shindle.....	Brooklyn.....	117	190	232	50	472	.894
10	Reilly.....	Philadelphia.....	27	35	55	12	102	.882
11	Flaherty.....	Louisville.....	38	43	75	16	134	.880
12	Hartman.....	Pittsburgh.....	49	65	96	23	184	.875
13	Hassamer.....	Washington.....	30	64	79	21	164	.872
14	Latham.....	Cincinnati.....	129	163	256	64	483	.867
15	Denny.....	Louisville.....	60	84	124	32	240	.866
16	Joyce.....	Washington.....	98	151	184	52	387	.865
17	Miller.....	St. Louis.....	52	71	97	33	201	.835
18	Irwin.....	Chicago.....	68	90	125	43	258	.833
19	Gilbert.....	Brooklyn and Louisville..	31	56	61	24	141	.829
20	O'Rourke.....	Louisville, Wash., St. L..	21	30	39	15	84	.821

## SHORT STOPS.

1	Glasscock.....	Pittsburgh.....	86	195	300	35	530	.934
2	Jennings.....	Baltimore.....	128	307	497	62	866	.928
3	Richardson.....	Louisville.....	107	236	363	50	649	.923
4	{ Smith.....	Cincinnati.....	128	234	523	72	829	.913
	{ Corcoran.....	Brooklyn.....	129	282	446	69	797	.913
5	McKean.....	Cleveland.....	130	278	401	66	745	.911
6	Allen.....	Philadelphia.....	40	93	130	23	246	.907
7	Connaughton.....	Boston.....	32	60	105	18	183	.901
8	Ely.....	St. Louis.....	127	279	444	82	805	.893
9	Dahlen.....	Chicago.....	66	191	257	52	500	.896
10	Long.....	Boston.....	99	223	371	71	665	.893
11	{ Sullivan.....	Washington and Phila....	83	199	232	52	483	.892
	{ Irwin.....	Chicago.....	62	122	219	41	382	.892
12	Murphy.....	New York.....	48	112	148	34	294	.884
13	Shiebeck.....	Pittsburgh and Washngn.	62	130	230	48	408	.882
14	Fuller.....	New York.....	91	211	309	71	591	.879
15	Pfeffer.....	Louisville.....	15	30	63	13	106	.877
16	Radford.....	Washington.....	47	127	184	53	364	.851
17	Selbach.....	Washington.....	18	52	52	23	127	.818

## OUTFIELDERS.

1	Dungan.....	Louisville and Chicago...	18	30	3	1	34	.970
2	Griffin.....	Brooklyn.....	106	298	13	12	323	.963
3	{ Hamilton.....	Philadelphia.....	131	363	16	15	394	.961
	{ Thompson.....	Philadelphia.....	102	163	11	7	181	.961
4	Weaver.....	Louisville and Pittsburgh	35	59	8	3	70	.957
5	McAleer.....	Cleveland.....	64	173	10	9	192	.953
6	Kelley.....	Baltimore.....	129	274	19	15	308	.951
7	Brodie.....	Baltimore.....	129	311	11	19	341	.944
8	Shock.....	Brooklyn.....	34	89	11	6	106	.943
9	Burns.....	Brooklyn.....	126	212	16	14	242	.942
10	Hogan.....	St. Louis.....	29	43	5	3	51	.941
11	{ Blake.....	Cleveland.....	73	122	17	9	148	.939
	{ O'Connor.....	Cleveland.....	31	85	8	6	99	.939
12	Delehanty.....	Philadelphia.....	85	224	21	16	261	.938
13	Smith.....	Pittsburgh.....	125	271	18	20	309	.935
14	Tiernan.....	New York.....	112	170	11	13	194	.933
15	Donovan.....	Pittsburgh.....	133	267	24	21	312	.932



OUTFIELDERS—*Continued.*

Rank.	NAME.	CLUB.	Games.	Put Outs.	Assists.	Errors.	Total Chances.	Per cent.
16	Dowd.....	St. Louis.....	115	201	16	16	233	.931
17	Keeler.....	Baltimore.....	127	220	27	19	266	.928
18	Radford.....	Washington.....	22	30	8	3	41	.927
19	{ Ewing.....	Cleveland.....	52	91	7	8	106	.924
	{ Selbach.....	Washington.....	76	153	7	13	173	.924
20	Duffy.....	Boston.....	123	313	23	28	364	.923
21	Burke.....	New York.....	138	269	16	23	308	.922
22	{ Stenzel.....	Pittsburgh.....	131	317	22	30	369	.918
	{ Canavan.....	Cincinnati.....	94	191	10	18	219	.918
23	Holliday.....	Cincinnati.....	121	247	26	25	298	.916
24	{ Brown.....	Louisville.....	130	327	23	33	383	.914
	{ McCarthy.....	Cincinnati.....	25	46	7	5	58	.914
25	Burkett.....	Cleveland.....	124	242	18	24	284	.912
26	{ Van Haltren.....	New York.....	139	309	28	33	370	.911
	{ Shugart.....	St. Louis.....	119	276	23	27	326	.911
27	{ Abbey.....	Washington.....	129	341	26	36	403	.910
	{ Hassamer.....	Washington.....	68	102	10	11	123	.910
28	Turner.....	Philadelphia.....	77	143	7	15	165	.909
29	McCarthy.....	Boston.....	124	286	30	32	348	.908
30	{ Smith.....	Louisville.....	39	64	2	7	73	.904
	{ Ryan.....	Chicago.....	108	222	23	26	271	.904
31	Lange.....	Chicago.....	110	278	30	33	341	.903
32	Twitchell.....	Louisville.....	51	104	14	13	131	.900
33	Hoy.....	Cincinnati.....	128	322	27	41	390	.895
34	Treadway.....	Brooklyn.....	122	274	20	36	330	.891
35	Clark.....	Louisville.....	76	166	14	23	203	.886
36	Frank.....	St. Louis.....	77	159	11	23	193	.880
37	G. Tebeau.....	Wash'n and Cleveland...	87	182	8	26	216	.879
38	{ Murphy.....	New York.....	20	32	3	5	40	.875
	{ Virtue.....	Cleveland.....	20	38	4	6	48	.875
39	Bannon.....	Boston.....	127	243	42	41	326	.874
40	Wilmot.....	Chicago.....	135	262	17	46	325	.858
41	O'Rourke.....	Louisville, Wash'n, St. L.	18	34	2	6	42	.857
42	Decker.....	Chicago.....	30	55	9	11	75	.853
43	Cooley.....	St. Louis.....	38	73	1	14	88	.840
44	Nicol.....	Louisville.....	26	33	3	7	43	.837
45	Anderson.....	Brooklyn.....	15	21	0	6	27	.777

## CATCHERS' AVERAGES.

Rank.	NAME.	CLUB.	Games Played.	Put Outs.	Assists.	Errors.	Passed Balls.	Total Chances.	Percentage Accepted.
1	Zimmer.....	Cleveland.....	88	285	107	16	13	421	.931
2	Clements.....	Philadelphia.....	47	182	38	11	7	238	.924
3	{ Buckley.....	Philadelphia, St. Louis...	66	249	72	18	12	351	.914
	{ Robinson.....	Baltimore.....	106	364	96	24	19	503	.914
4	Mack.....	Pittsburgh.....	63	274	59	22	15	370	.900

CATCHERS' RECORD—*Continued.*

Rank.	NAME.	CLUB.	Games Played.	Put Outs.	Assists.	Errors.	Passed Balls.	Total Chances.	Percentage Accepted.
5	Merritt .....	Boston, Pittsburgh. Cin..	61	177	72	16	13	278	.895
6	Schrivver .....	Chicago .....	86	294	93	34	13	434	.891
7	Grimm .....	Louisville .....	75	262	104	29	16	411	.890
8	{ Miller .....	St. Louis .....	39	138	36	12	10	196	.887
	{ Murphy .....	Cincinnati .....	74	197	69	29	5	300	.887
	{ Farrell .....	New York .....	103	470	138	41	36	685	.887
9	Kittredge .....	Chicago .....	50	209	40	20	13	282	.883
10	{ Vaughn .....	Cincinnati .....	41	155	43	19	8	225	.880
	{ Dailey .....	Brooklyn .....	58	217	62	21	17	317	.880
11	Ganzel .....	Boston .....	55	188	57	24	10	279	.878
12	Sugden .....	Pittsburgh .....	30	104	28	12	7	151	.874
13	Earle .....	Brooklyn and Louisville..	31	89	42	6	13	150	.873
14	Twineham .....	St. Louis .....	31	147	35	9	18	209	.870
15	O'Connor .....	Cleveland .....	42	160	37	12	20	229	.860
16	McGuire .....	Washington .....	102	288	116	39	28	471	.857
17	{ Clarke .....	Baltimore .....	22	86	21	10	8	125	.856
	{ Ryan .....	Boston .....	49	166	49	18	18	251	.856
18	Peitz .....	St. Louis .....	38	153	52	13	11	229	.851
19	Tenny .....	Boston .....	18	55	18	11	3	87	.839
20	Wilson .....	New York .....	32	119	22	20	9	170	.829
21	Weaver .....	Louisville and Pittsburgh.	30	88	27	11	15	141	.815
22	Kinslow .....	Brooklyn .....	61	114	47	19	23	203	.793
23	Grady .....	Philadelphia .....	38	101	30	21	20	172	.761
24	Dugdale .....	Washington .....	30	75	38	20	10	143	.720

## PITCHERS' RECORD, IN ALPHABETICAL ORDER—1894.

NAME.	CLUB.	Games played.	P. C. games won, exclu've tie games.	Runs scored. Av. per game.	Runs earned. Av. per game.	Per cent. of base hits off pitcher.	Bases given on balls.	No. struck out.	Per cent. fielding chances acc'pt'd.
Breitenstein.....	St. Louis.....	49	.551	6.32	3.06	.280	162	138	.902
Colcolough .....	Pittsburgh.....	15	.533	9.13	4.87	.354	59	19	.844
Cuppy.....	Cleveland.....	37	.583	7.13	3.24	.298	119	63	.916
Carsey.....	Philadelphia.....	31	.580	7.93	3.84	.314	95	40	.831
Clarkson.....	St. Louis.....	26	.308	8.11	4.19	.318	102	42	.794
Chamberlain.....	Cincinnati.....	19	.526	7.45	3.70	.309	78	57	.729
Dwyer.....	Cincinnati.....	39	.500	7.30	4.13	.317	97	47	.902
Daub.....	Brooklyn.....	26	.423	7.89	3.70	.306	71	33	.694
Esper.....	Wash'ton & Balt're..	26	.500	8.30	4.88	.339	59	36	.929
Ehret.....	Pittsburgh.....	41	.436	7.05	4.17	.306	111	91	.808
Gumbert.....	Pittsburgh.....	31	.600	7.23	4.87	.326	73	60	.909
Griffith.....	Chicago.....	32	.656	6.46	3.59	.300	79	67	.901
German.....	New York.....	17	.471	7.82	3.53	.288	48	15	.842

PITCHERS' RECORD—*Continued.*

NAME.	CLUB.	Games played.	P. C. games won, exclu'v tie games.	Runs scored. Av. per game.	Runs earned. Av. per game.	Per cent. of base hits off pitcher.	Bases given on balls.	No. struck out.	Per cent. fielding chances acc't'd.
Gleason.....	St. Louis & Baltm're.	29	.586	6.00	3.45	.312	59	39	.841
Hemming.....	L'sville & Baltm're..	40	.500	6.02	2.85	.295	140	75	.893
Hawke.....	Baltimore.....	23	.652	7.17	4.08	.311	58	50	.887
Hutchinson.....	Chicago.....	30	.467	7.47	3.33	.314	125	60	.716
Hawley.....	St. Louis.....	47	.413	7.04	3.72	.303	121	117	.708
Inks.....	Balt'more & L'sville.	24	.478	7.96	4.04	.337	75	37	.846
Killen.....	Pittsburgh.....	24	.583	6.25	3.87	.303	63	57	.909
Knell.....	Louisville.....	30	.200	8.46	3.60	.329	97	65	.693
Kennedy.....	Brooklyn.....	42	.545	7.55	4.21	.302	134	101	.771
Menafee.....	Lou'ville & Pitts'gh.	37	.351	6.59	3.67	.309	85	78	.904
Mercer.....	Washington.....	38	.421	7.18	4.09	.303	105	57	.852
Meekin.....	New York.....	47	.790	4.91	2.38	.253	147	127	.798
Maul.....	Washington.....	24	.458	8.08	4.08	.307	60	31	.785
Mullane.....	Balt. & Cleveland...	17	.470	8.17	4.17	.297	80	44	.740
McMahon.....	Baltimore.....	34	.735	5.51	3.00	.269	109	55	.869
McGill.....	Chicago.....	24	.291	8.12	3.83	.321	98	55	.846
Nichols.....	Boston.....	46	.711	6.78	3.56	.291	108	98	.856
Parrott.....	Cincinnati.....	37	.459	7.24	3.94	.307	120	61	.824
Rusie.....	New York.....	49	.734	4.73	2.12	.253	189	204	.867
Stratton.....	Lou'ville & Chicago..	21	.476	9.43	5.24	.366	52	29	.931
Stockdale.....	Washington.....	16	.375	7.60	3.60	.353	39	6	.825
Stivetts.....	Boston.....	39	.692	7.49	3.43	.306	100	73	.813
Stein.....	Brooklyn.....	42	.619	6.26	3.05	.280	162	72	.785
Staley.....	Boston.....	25	.520	8.88	5.72	.344	55	29	.744
Sullivan.....	Wash. & Cleveland..	23	.348	8.26	3.74	.320	97	28	.714
Terry.....	Chicago.....	19	.278	9.73	4.00	.334	91	43	.782
Taylor.....	Philadelphia.....	33	.719	5.30	2.76	.281	85	79	.796
Weyhing.....	Philadelphia.....	33	.545	6.72	3.49	.324	101	79	.845
Wadsworth.....	Louisville.....	21	.190	9.38	4.66	.360	97	58	.703
Westervelt.....	New York.....	18	.412	7.39	3.83	.297	62	28	.654
Young.....	Cleveland.....	47	.532	5.83	3.17	.293	100	100	.902

Tie games—Cuppy, 1; Dwyer, 1; Daub, 1; Ehret, 1; Gumbert, 1; Hawley, 1; Inks, 1; Meekin, 4; Nichols, 1; Stein, 1; Terry, 1; Taylor, 1; Westervelt, 1.

## The Batting of 1894.

### THE TEAM-WORK AT THE BAT.

It goes to the credit of the leading teams in the pennant race of 1894 that the first three clubs did better team-work at the bat, and more of it, than any previous trio of the kind known in the annals of the League. In fact, competent managers and captains of teams have learned in recent years, by costly experiment, that one of the most potent factors in winning pennants is the method of handling the ash known as good *team-work at the bat*, the very essence of which is devoting all the batsmen's

efforts to *forwarding runners by base hits*, and not by each player's going to the bat simply to build up a high record of base hits without regard to forwarding runners on bases. Suppose the first batsman in a game to take his position at the bat makes a two or three-bagger at the outset. Of course the object of the batsman who succeeds him would be to send the runner home the best way he can, either by a base hit or a sacrifice hit. In striving to do this, the very worst plan is to try solely for a home run hit, as it only succeeds once in thirty or forty times, and not that against skilful, strategic pitching. Time and again were batsmen, last season, left on third base after opening the innings with a three-bagger, owing to the stupid work of the succeeding batsmen in trying to "line 'em out for a homer," instead of doing real team-work at the bat.

Of course, good "sacrifice hitting" is part and parcel of team-work at the bat, but this kind of hitting was not done to any special extent last season by a majority of the League batsmen.

#### SACRIFICE HITTING.

There is one thing about the point of play in batting known as "sacrifice hitting" which is not as thoroughly understood as it should be. A majority of batsmen seem to be of the impression that when they are called upon to forward a base runner by a "sacrifice hit," all they have to do is to go to the bat and have themselves put out, so that the base runner at first base may be able to reach second base on the play which puts the batsmen out. This is a very erroneous idea of the true intent of a sacrifice hit. No skilful batsmen ever goes to the bat purposely to hit the ball so as to have himself put out; that would be a very silly move. On the contrary, he takes his bat in hand every time, with the primary object of *making a base hit* if he possibly can; but in trying for this strongest point in batting, he proposes to make the desired hit in such a way that if he fails to make the base hit he will at least hit the ball in the direction in the field which will oblige the fielders to throw him out at first base. With this object in view he will always strive for a safe hit to *right field*, especially by means of a hard "bounder" in that direction, so as to force the second baseman to run to right short to field the ball, in which case the runner at first base will be able to steal to second on the hit in nine cases out of ten. Another good effort for a sacrifice hit is to *bunt* the ball so that it may roll towards third base, out of reach of the baseman or pitcher. A third sacrifice hit is that of a long high ball to the outfield, which admits of a chance for a catch, but so far out in the field that the runner will have an opportunity to steal a base on the catch. This latter point

won't work, of course, when two men are out ; moreover, it should be the last point aimed at.

A great deal of bosh has been written—mostly by the admirers of “fungo” hitting—about sacrifice hitting being something that should not be in the game, just as these fungo-hitting-advocates try to write down *bunt* hitting—the most difficult place hit known to the game. This class of writers think that the very acme of batting skill is the home run hit, a hit which any muscular novice in batting on amateur fields can accomplish without difficulty, and where more home runs are made in a single season than in two seasons by the best managed professional teams. The effort to make home runs leads to more chances for catches by outfielders in one game than there are home runs made in fifty. The exhaustion which follows a home run hit, with its sprinting run of 120 yards at full speed, is entirely lost sight of by the class of patrons of the game who favor home runs. One season, a few years ago, the tail-end team of the League excelled all its rivals in scoring home runs, while the pennant-winning team took the honors and the prize solely on account of its excellence in team-work at the bat. The mere record of the best averages in scoring base hits in batting seems to be regarded by the majority of “cranks” in base ball as the only sound criterion of good batting. This is one of the fallacies of the game, as such a record is unreliable. The only true criterion of good batting is the record which shows the players who excel in the batting which forwards runners; and this record the existing scoring rules, up to 1895, did not admit of, the champion batsman being regarded as the one who excels in his base-hit average, without regard to the runners his base hits forwarded. For instance, one batsman in a game will make three three-baggers, and forward but a single runner by his three hits, while another batsman by a single base hit, a good “bunt” hit and a telling “sacrifice hit,” will forward *four runners*; and yet by the existing scoring rules the record batsman carries off all the honors in the score, and the team-worker at the bat does not get the slightest credit for the effective batting he has done.

#### SACRIFICE HIT RECORD.

The following is the record of the players in the League teams of 1894 who led in sacrifice hits last season. The names are given in the order of bases stolen, as recorded in the official average tables made up by Mr. Young. The percentage figures would, of course, materially change the order.



PLAYERS.	CLUBS.	Games.	Sacrifice Hits.	PLAYERS.	CLUBS.	Games.	Sacrifice Hits.
Donovan.....	Pittsburgh....	129	24	Abbey.....	Washington...	129	13
Brodie.....	Baltimore.....	129	24	Van Haltren..	New York.....	139	13
Beckley.....	Pittsburgh....	132	22	Frank.....	St. Louis.....	80	12
Bierbauer....	Pittsburgh....	131	20	Weaver.....	Pittsburgh....	90	12
Ward.....	New York.....	136	20	Tredway.....	Brooklyn.....	122	12
Kelley.....	Baltimore.....	129	19	Lyons.....	Pittsburgh....	72	11
Buckley.....	Philadelphia..	67	18	G. Tebeau....	Cleveland.....	105	11
Boyle.....	Philadelphia..	116	18	Robinson.....	Baltimore.....	106	11
Brouthers....	Baltimore.....	123	18	Hay.....	Cincinnati....	128	11
Jennings.....	Baltimore.....	128	18	Latham.....	Cincinnati....	130	11
Shindle.....	Brooklyn.....	117	17	McKean.....	Cleveland.....	130	11
Cross.....	Philadelphia..	120	16	Menafee.....	Pittsburgh....	37	10
Keeler.....	Baltimore.....	128	16	Ehret.....	Pittsburgh....	41	10
Pfeffer.....	Louisville.....	104	15	Blake.....	Cleveland.....	73	10
Mack.....	Pittsburgh....	63	14	Hassamer.....	Washington...	116	10
McGraw.....	Baltimore.....	123	14	Dahlen.....	Chicago.....	121	10
Brown.....	Louisville.....	130	14	Duffy.....	Boston.....	124	10
Wilmot.....	Chicago.....	135	14	Burkett.....	Cleveland.....	124	10
Shugart.....	St. Louis.....	33	13	E. Smith.....	Pittsburgh....	125	10
Glasscock....	Pittsburgh....	86	13	Corcoran.....	Brooklyn.....	129	10
Quinn.....	St. Louis.....	106	13	Burke.....	New York.....	138	10
Ely.....	St. Louis.....	127	13				

According to the above table Pittsburgh led with a total of 146 sacrifice hits, Baltimore being next with 120, followed by Philadelphia with 52, New York 43, Cleveland 42, Brooklyn 39, St. Louis 38, Louisville 29, Chicago 24, Washington 23, Cincinnati 22 and Boston 10.

A record connected with the batting of each season is that showing the number of victories and defeats, marked by single and double figure scores. This data shows, to a considerable extent, how the pitching stands in relation to the batting, as to whether the one or the other dominates too much in the efforts of the rulemakers to equal the powers of attack and defence. If the pitching has the best of it than we have a predominance of the undesirable class of pitchers' games, in which the minority of the fielders only bear the brunt of the contest. On the other hand, if the batting rules the roost, then we have too much of the old slugging style of play, in which the outfielders are mostly brought into play, and but little chance to see skillful base running or splendid infielding is afforded. Here are some records which show what was done in 1894 in this respect:

The three leading teams in the pennant race of 1894 scored a total of 198 single figure games to 194 double figure games, The record in detail being as follows:



SINGLE FIGURE.		DOUBLE FIGURE.	
Baltimore single figure victories..	40	Baltimore double figure victories..	49
Baltimore single figure defeats....	18	Baltimore double figure defeats....	21
New York single figure victories..	59	New York double figure victories..	29
New York single figure defeats....	25	New York double figure defeats....	19
Boston single figure victories.....	34	Boston double figure victories.....	49
Boston single figure defeats.....	22	Boston double figure defeats.....	27
Totals.....	198	Totals.....	194

This record includes games counted out or forfeited.

The full record of the twelve clubs in single and double figure victories and defeats in 1894 is appended.

#### RECORD OF SINGLE AND DOUBLE FIGURE GAMES.

CLUBS.	SINGLE FIGURE.			DOUBLE FIGURE.		
	Victories.	Defeats.	Totals.	Victories.	Defeats.	Totals.
Baltimore.....	40	18	58	49	21	70
New York.....	59	25	84	29	19	48
Boston.....	34	22	56	49	27	76
Philadelphia.....	28	22	50	43	30	73
Brooklyn.....	34	27	61	36	35	71
Cleveland.....	39	36	75	29	25	54
Pittsburgh.....	35	35	70	30	20	50
Chicago.....	20	40	60	38	35	73
St. Louis.....	35	45	80	21	31	52
Cincinnati.....	36	37	73	20	38	58
Washington.....	28	34	62	17	53	70
Louisville.....	24	61	85	12	34	46
Totals.....	412	402	814	373	368	741

It will be seen that the Boston club, which was third in the race, is first in scoring the most total double figures in their contests, the "Phillies" being second and the Chicagos third. In total single figure scores New York takes a decided lead, while the Louisville club is second and St. Louis third. In single figure victories, however, New York is first, Baltimore second and Cleveland third; while in double figure victories Baltimore and Boston are tied and Philadelphia is third. The totals of 814 single figure games against 741 double figure contests shows that the pitching is not yet overpowered by the batting, though the use of the big mitts in infield work had much to do with the scoring of single figure games. As far as these records show, it would appear that the New York team really did the best batting of the season.

## The Batting Averages.

We give below a record, taken from the official averages of the League, giving the batting figure, which shows the base hit percentage and the total sacrifice hits of those who have played in a majority of the scheduled games of the season of 1894, the limit being not less than 70 games. The names of the clubs are given in pennant-race order, beginning with Baltimore and ending with Louisville. The record is not of much account, except in the showing of the comparative base hit and sacrifice hit batting, the larger total of the latter giving the palm in case of a tie in the base hit averages. It also shows, as far as sacrifice hit figures can show, which batsman did the best team-work batting. But the one thing wanting in the record of batting averages is the data showing the runners forwarded by base hits, and until the scoring rules give such data there can be no correct data useful as a criterion of skilful batting. Another record needed in the score summary of each game is that of the number of chances given for catches off the bat, thus showing the carelessness of the batting in the averaged number of chances for catches offered off the bat.

Here is the record above referred to :

### An Analysis of the Batting Averages.

#### BALTIMORE CLUB.

BATSMEN.	Games.	Per cent. of Base Hits.	Sacrifice Hits
Kelly ..	129	.391	19
Brodie..	129	.369	24
Keeler ..	128	.367	16
Robinson ..	106	.348	11
Brouthers.....	123	.344	18
McGraw.....	123	.340	14
Jennings.....	128	.332	18
Reitz.....	109	.306	7

#### NEW YORK CLUB.

Doyle.....	105	.369	4
Davis.....	124	.345	9
Van Haltren.....	139	.333	13
Burke.....	138	.299	10
Fuller.....	95	.282	0
Tiernan.....	112	.282	6
Farrell.....	112	.282	3
Murphy.....	73	.271	2
Ward.....	136	.262	20

## BOSTON CLUB.

BATSMEN.	Games.	Per cent. of Base Hits.	Sacrifice Hits.
Duffy.....	124	.438	10
McCarthy.....	126	.349	9
Lowe.....	133	.341	9
Bannon.....	127	.336	6
Tucker.....	122	.328	2
Long.....	103	.324	5
Nash.....	132	.294	3

## PHILADELPHIA CLUB.

Turner.....	77	.423	8
Thompson.....	102	.403	8
Delahanty.....	114	.400	5
Hamilton.....	131	.398	7
Cross.....	128	.388	16
Hallman.....	119	.327	22
Boyle.....	116	.291	18

## BROOKLYN CLUB.

Griffin.....	106	.365	5
Burns.....	126	.358	9
Daly.....	123	.338	4
Treadway.....	122	.336	12
Foutz.....	73	.310	8
Corcoran.....	129	.302	10
Shindle.....	117	.300	17

## CLEVELAND CLUB.

Childs.....	117	.365	4
Burkett.....	124	.357	10
McKean.....	130	.354	11
O'Connor.....	80	.330	4
O. Tebeau.....	119	.305	9
Blake.....	73	.286	10
Zimmer.....	88	.285	2
McGarr.....	127	.272	5
G. Tebeau.....	105	.266	11

## PITTSBURGH CLUB.

E. Smith.....	125	.352	10
Stenzel.....	131	.351	5
Beckley.....	132	.344	22
Lyons.....	72	.311	11
Donovan.....	133	.306	26
Bierbauer.....	131	.301	20
Shugart.....	133	.285	13
Glasscock.....	86	.283	13
Shiebeck.....	75	.275	1
Weaver.....	90	.250	12

## CHICAGO CLUB.

BATSMEN.	Games.	Per cent. of Base Hits.	Sacrifice Hits.
Anson.....	83	.394	7
Dahlen.....	121	.362	10
Ryan.....	108	.359	8
Wilmot.....	105	.331	14
Lange.....	112	.324	4
Decker.....	89	.310	2
Irwin.....	130	.302	4
Schriver.....	94	.269	5
Parrott.....	126	.244	9

## ST. LOUIS CLUB.

Miller.....	125	.341	8
Ely.....	127	.305	13
Peitz.....	100	.274	7
Quinn.....	106	.274	13
Dowd.....	123	.267	9
Frank.....	80	.246	12

## CINCINNATI CLUB.

Holliday.....	122	.383	4
McPhee.....	128	.320	6
Latham.....	130	.313	11
Hoy.....	128	.312	11
Canavan.....	100	.293	5
Murphy.....	76	.268	6
G. Smith.....	128	.266	3

## WASHINGTON CLUB.

Joyce.....	98	.344	5
Hassamer.....	116	.326	10
Abbey.....	129	.318	13
Selbach.....	96	.309	3
McGuire.....	102	.304	4
F. Ward.....	89	.303	5
Cartwright.....	132	.292	3
Radford.....	93	.233	1

## LOUISVILLE CLUB.

Pfeffer.....	104	.297	15
Grimm.....	107	.290	8
Clark.....	76	.275	1
Richardson.....	116	.255	4
Brown.....	130	.251	14
Lutenburg.....	70	.192	3

The record of the twelve clubs in the League pennant race of 1894 in the total number of sacrifice hits is as follows

BATSMEN.	CLUBS.	Games.	Sacrifice Hits.
Donovan.....	Pittsburgh.....	133	26
Brodie.....	Baltimore.....	129	24
Cross.....	Philadelphia.....	128	16
Pfeffer.....	Louisville.....	104	15
Wilmot.....	Chicago.....	135	14
Quinn.....	St. Louis.....	106	13
Abbey.....	Washington.....	129	13
Van Haltren.....	New York.....	139	13
Tredway.....	Brooklyn.....	122	12
Hoy.....	Cincinnati.....	128	11
G. Tebeau.....	Cleveland.....	105	11
Duffy.....	Boston.....	124	10

The first nine in base hit averages were as follows :

BATSMEN.	CLUBS.	Games.	Per cent. of Base Hits.	Sacrifice Hits.
Duffy.....	Boston.....	124	.438	10
Turner.....	Philadelphia.....	77	.423	8
Thompson.....	Philadelphia.....	102	.403	8
Delahanty.....	Philadelphia.....	114	.400	5
Hamilton.....	Philadelphia.....	131	.398	7
Anson.....	Chicago.....	83	.394	7
Kelly.....	Baltimore.....	129	.391	19
Cross.....	Philadelphia.....	120	.388	16
Holliday.....	Cincinnati.....	122	.383	4

## BASE RUNNING.

It should be borne in mind by the rulemakers of the League, and especially by the magnates who pass upon the work done by the Rules Committee, that base running has come to be as much of an art in the game as is skilful, strategic pitching or team-work in batting. Especially has skill in stealing bases become a potent factor in winning games, and year after year is it increasing in popular favor as one of the most attractive features of the game. Every manager of the period should realize the important fact, that, however strong his team may be in its "battery" department, or in the excellence of the field support given the pitchers, it is lacking in one essential element of strength if it be not up to the mark in base stealing by its players. Effective pitching and sharp fielding are, of course, very necessary to success in winning games, as also skilful batting, especially of the strategic kind. While it is a difficult task to get to first base safely in the face of a steady and effective fire from the opposing "battery," backed up by good support from the field, it is still more difficult when the first base is safely reached to secure the other bases by good base stealing.

The fact is, a greater degree of intelligence is required in the player who would excel in base running than is needed either in fielding or in batting. Any soft-brained heavy-weight can occasionally hit a ball for a home run, but it requires a shrewd, intelligent player, with his wits about him, to make a successful base runner. Indeed, base running is the most difficult work a player has to do in the game. To cover infield positions properly, a degree of intelligence in the player is required, which the majority do not as a general rule possess; but to excel in base running such mental qualifications are required as only a small minority are found to possess. Presence of mind, prompt action on the spur of the moment; quickness of perception, and coolness and nerve are among the requisites of a successful base runner. Players habitually accustomed to hesitate to do this, that or the other, in attending to the varied points of a game, can never become good base runners. There is so little time allowed to judge of the situation that prompt action becomes a necessity with the base runner. He must "hurry up" all the time. Then, too, he must be daring in taking risks, while at the same time avoiding recklessness in his running.

Due consideration had not been given by the League mag-nates, up to 1895, to the importance of having more definite rules governing the base running in the game, the rules applicable to balks in pitching, as affecting the base running, having been at no time as clear and definite as they should be; nor have the existing rules bearing upon base running been strictly observed by the majority of the umpires each year; especially was this the case in 1892, when the observance of the balk rule was very lax indeed. The difficulty in framing a proper rule for the purpose is, to properly define the difference between a palpable *fielding* error, which enables a base to be run on the error, and an error plainly induced by the very effort made to steal a base. No base can be credited to a base runner as having been stolen which is the result of a dropped fly ball, a wild throw to a base player, or a palpable muff in fielding a batted ball. But in view of the difficulties surrounding base stealing, it is not going out of the way to credit a base as stolen when the effort of the runner, in taking ground and getting a start to steal, leads to a passed ball, a failure to throw to a base quick enough, or a failure on the part of a base player to put the ball on the runner quick enough. Of course these are, to a certain extent, errors on the part of the fielders, but they are not of the class of *palpable errors* as wild throws, dropped fly balls, and failures to pick up batted balls, or to hold well thrown balls, are. The other errors are consequent upon the



effort on the part of the runner to steal a base, and as such should be included as part and parcel of a credited stolen base.

### The Base Running of 1894.

The base running records of the past three years, under the rules of the great major league, present a very interesting set of tables, whereby one can judge of the good work done in this direction pretty fairly. Below we give the full record of each season in stolen bases from 1892 to 1894, inclusive, showing the totals of stolen bases by each club each season, together with the aggregate of stolen bases for the three years. We give the names of the twelve clubs in the order in which they lead in stolen bases at the end of the three years of base running. Here is the full record in question:

#### RECORD OF TOTAL STOLEN BASES FOR 1892, 1893 AND 1894.

CLUBS.	1892.	1893.	1894.	TOTALS.
1. New York.....	281	401	294	976
2. Brooklyn.....	408	247	266	921
3. Baltimore.....	197	261	320	778
4. Chicago.....	216	237	324	777
5. Cleveland.....	288	242	228	758
6. Boston.....	337	174	230	741
7. Pittsburgh.....	211	245	247	703
8. Philadelphia.....	217	174	266	657
9. Cincinnati.....	241	204	205	650
10. Washington.....	250	142	209	601
11. Louisville.....	228	174	198	600
12. St. Louis.....	196	196	150	542
Totals.....	3070	2697	2937	8704

It will be seen by the above record that the best base running, in the aggregate of the three years' play, was made in 1892, the three leading clubs in stolen bases that year being Brooklyn, Boston and Cleveland. In 1893 the three leaders in base running were New York, Baltimore and Brooklyn, and the three leaders of the past season were Chicago, Baltimore and Brooklyn, Philadelphia being tied with Brooklyn. The tail-end clubs in stolen base records during the three years were St. Louis in 1892, Washington in 1893 and St. Louis in 1894. In the aggregate of the three years, New York stands first, Brooklyn second and Baltimore third, St. Louis being a bad tail-end in these total figures. It is a noteworthy fact that when Brooklyn led in base running Ward was captain, while

when New York led the next year, Ward was captain, too, New York jumping from .281 in 1892, when Ward was in Brooklyn, to .401 in 1893, when he went to the New York club, Brooklyn that year falling off from .408 to .247. Baltimore, too, made a big jump in base running after Hanlon became manager, the jump being from .197 in 1892 to .320 in 1894.

The highest totals of stolen bases in any one year was in 1892, there being quite a falling off in 1893; while in 1894 a considerable improvement was shown, the average for the three years being 2,901 for the twelve clubs.

Last season the Baltimore club's team, under Hanlon's control, excelled all the other Eastern teams in stealing bases, Philadelphia being second, New York third and Boston fourth in this respect, the Baltimore's quartette of leading base stealers scoring a total of 212 bases to Philadelphia's 185, New York's 180 and Boston's 156. The three teams of the Western clubs which excelled in base running last season were Chicago, with a total of 324; Pittsburgh, with 247, and Cleveland, with 228.

Had the umpires properly interpreted the balk rules in 1894, probably the total of stolen bases for that year would have got up among the twelve hundreds at least. This year they should be made to do it.

#### THE STOLEN BASE RECORD OF 1894.

The record of stolen bases for 1894, showing the best nine base stealers of each club is as appended. The names of clubs are given in pennant race order, and of players in the order of percentage of stolen bases per game.

#### THE RECORD OF THE FIRST DIVISION CLUBS.

BALTIMORE.				NEW YORK.				BOSTON.			
Players.	Games.	Stolen Bases.	Per cent. of Stolen Bases.	Players.	Games.	Stolen Bases.	Per cent. of Stolen Bases.	Players.	Games.	Stolen Bases.	Per cent. of Stolen Bases.
McGraw...	123	77	.636	Doyle.....	105	48	.457	Duffy .....	124	49	.395
Bonner....	27	11	.407	Fuller.....	95	34	.358	Bannon.....	127	42	.331
Brodie.....	129	50	.388	Burke.....	138	47	.340	McCarthy..	126	40	.317
Kelley.....	129	45	.350	Van Halt'n.	139	44	.315	Tierney....	24	7	.292
Brouthers.	126	40	.317	Ward .....	136	41	.306	Long.....	103	25	.243
Jennings..	128	36	.281	Davis.....	124	37	.298	Lowe.....	133	25	.188
Keeler.....	128	30	.235	Tiernan....	112	24	.214	Tucker....	122	19	.156
Reitz.....	109	18	.165	German....	19	4	.211	Nash.....	132	19	.144
Robinson..	106	9	.123	Wilson....	45	9	.200	Stivetts....	57	4	.070
Totals...	1005	320	.318	Totals....	1006	294	.292	Totals....	948	230	.253

THE RECORD OF THE FIRST DIVISION CLUBS—*Continued.*

PHILADELPHIA.				BROOKLYN.				CLEVELAND.			
Players.	Games.	Stolen Bases.	Per cent. of Stolen Bases.	Players.	Games.	Stolen Bases.	Per cent. of Stolen Bases.	Players.	Games.	Stolen Bases.	Per cent. of Stolen Bases.
Hamilton..	131	99	.756	Griffin. ....	106	48	.453	Ewing. ....	53	19	.385
Thompson..	102	29	.284	Daly. ....	123	53	.431	G. Tebeau .	105	34	.324
Delahanty .	104	29	.279	LaChance..	65	25	.385	McGarr....	127	34	.269
Cross. ....	120	28	.233	Shock. ....	63	18	.286	McAler. ...	64	17	.266
Hallman....	119	24	.218	Corcoran..	129	33	.256	Burkett....	124	32	.258
Boyle. ....	116	22	.190	Burns. ....	126	29	.230	McKean. ...	130	32	.246
Reilly. ....	36	6	.167	Foutz. ....	73	16	.219	Childs. ....	117	20	.171
Sullivan. . .	93	15	.161	Treadway .	122	26	.213	O'Connor...	80	13	.163
Turner ....	77	12	.157	Shindle ....	117	18	.154	O. Tebeau..	109	27	.155
Totals....	898	266	.296	Totals....	924	266	.288	Totals...	909	228	.251

It will be seen that the Baltimore club's nine excel the other five clubs in the percentage of stolen bases, Philadelphia being second and New York third; the other three following in order in percentage figures as follows: Brooklyn, Boston and Cleveland. In total stolen bases by the individual player, Hamilton leads with 99—the champion stolen-base record of the season—McGraw being second and Duffy third, followed by Griffin, Doyle and Ewing.

## THE SECOND DIVISION LEADERS.

PITTSBURGH.				CHICAGO.				ST. LOUIS.			
Players.	Games.	Stolen Bases.	Per cent. of Stolen Bases.	Players.	Games.	Stolen Bases.	Per cent. of Stolen Bases.	Players.	Games.	Stolen Bases.	Per cent. of Stolen Bases.
Stenzel. ....	131	60	.450	Lange. ....	112	71	.634	Dowd. ....	123	34	.276
Hartman...	44	17	.386	Wilnot. ....	135	76	.563	Hogan. ....	29	7	.248
E. Smith. ....	125	37	.296	Dahlen. ....	121	49	.415	Ely. ....	127	23	.181
Shiebeck ...	75	19	.244	Parrott ....	126	34	.370	Pietz. ....	100	17	.170
Donovan...	131	31	.236	Irwin. ....	130	34	.262	Miller. ....	125	20	.160
Glasscock..	86	20	.233	Decker. ....	89	22	.247	Cooley. ....	52	8	.154
Shugart. ....	133	23	.172	Anson. ....	83	17	.205	Quinn. ....	106	26	.151
Bierbaur ...	131	20	.153	Ryan. ....	108	12	.111	Frank. ....	80	12	.150
Beckley. ....	132	20	.152	Schrivier ...	94	9	.096	Breitenstein	53	3	.057
Totals....	987	247	.250	Totals ...	998	324	.325	Totals...	795	150	.189

THE RECORD OF THE SECOND DIVISION CLUBS—*Continued.*

CINCINNATI.				WASHINGTON.				LOUISVILLE.			
Players.	Games.	Stolen Bases.	Per cent. of Stolen Bases.	Players.	Games.	Stolen Bases.	Per cent. of Stolen Bases.	Players.	Games.	Stolen Bases.	Per cent. of Stolen Bases.
Latham....	130	62	.477	Ward.....	89	36	.401	Brown.....	130	74	.569
Holliday...	122	39	.320	Cartwright.	132	35	.269	Smith.....	39	13	.333
McPhee....	128	31	.242	Radford...	106	26	.245	Pfeffer.....	104	33	.317
Hay.....	128	30	.235	Seebach....	96	23	.240	Clark.....	76	24	.316
M. Murphy.	76	5	.192	Joyce.....	98	23	.235	Twitchell..	51	9	.176
Canavan...	160	15	.150	Mercer....	43	10	.233	Denny.....	60	10	.167
Vaughn....	67	6	.097	Abbey.....	129	30	.233	Lutenburg.	70	10	.143
G. Smith...	128	12	.094	Hassamer..	116	15	.129	Grim.....	107	14	.131
Merritt....	66	5	.079	McGuire...	102	11	.108	Richardson	116	11	.095
Totals....	945	205	.217	Totals....	911	209	.229	Totals....	753	198	.263

It will be seen that the leaders of the six second division clubs aggregated a total of 337 bases, of which Brown is credited with 74, Lange with 71, and Latham with 62. In percentages, however, Lange led with .634, Brown being second with .569, and Latham third with .477, Stenzel, Ward (of Washington) and Dowd following in order. In total percentages, the Chicago nine led "by a large majority," Louisville being second and Pittsburgh third, Washington beating both Cincinnati and St. Louis, the latter club making a very poor show in base running figures in 1894.

## THE LEADING BASE STEALERS OF EACH CLUB.

The following record shows the leader of each club in percentage of stolen bases, the names being given in the order of percentage figures:

Players.	Clubs.	Games.	Total Stolen Bases.	Per cent. of Stolen Bases.
Hamilton .....	Philadelphia .....	131	99	.756
McGraw .....	Baltimore .....	123	77	.636
Lange.....	Chicago.....	112	71	.626
Brown.....	Louisville.....	130	74	.569
Latham.....	Cincinnati.....	130	62	.477
Doyle.....	New York.....	105	48	.457
Griffin.....	Brooklyn.....	106	48	.453
Stenzel.....	Pittsburgh.....	131	60	.450
Duffy.....	Boston.....	124	49	.395
Ewing.....	Cleveland.....	53	19	.385
F. Ward.....	Washington.....	89	36	.306
Dowd....	St. Louis.....	123	34	.276

The record of the base runners of the twelve League clubs who have a record of 10 stolen bases and less than 20 each for 1894 is as follows:

PLAYERS.	CLUBS.	Games.		PLAYERS.	CLUBS.	Games.	
		Games.	Stolen Bases.			Games.	Stolen Bases.
1. Ewing....	Cleveland.....	53	19	18. Smith....	Louisville.....	39	13
2. Shiebeck ..	Pittsburgh.....	75	19	19. O'Connor..	Cleveland.....	80	13
3. Tucker....	Boston.....	122	19	20. Robinson..	Baltimore.....	106	13
4. Nash.....	Boston.....	132	19	21. Hartman..	Pittsburgh.....	49	12
5. Shock....	Brooklyn.....	63	18	22. Frank....	St. Louis.....	80	12
6. Reitz..	Baltimore....	109	18	23. Turner....	Philadelphia..	77	12
7. Shindle...	Brooklyn.....	117	18	24. Ryan ....	Chicago.....	108	12
8. McAleer...	Cleveland.....	64	17	25. G. Smith..	Cincinnati....	128	12
9. Lyons. ...	Pittsburgh.....	72	17	26. Bonner....	Baltimore.....	27	11
10. Anson....	Chicago.....	83	17	27. McGuire...	Washington...	102	11
11. Pietz.....	St. Louis.....	100	17	28. Richards'n	Louisville.....	116	11
12. Foutz....	Brooklyn.....	73	16	29. Mercer....	Washington...	43	10
13. Zimmer ..	Cleveland.....	88	15	30. Denny....	Louisville.....	60	10
14. Sullivan..	Philadelphia..	93	15	31. Lutenberg.	Louisville.....	70	10
15. Canavan..	Cincinnati....	100	15	32. O'Rourke.	St. Louis.....	80	10
16. Hassamer.	Washington...	116	15	33. Farrell. ..	New York.....	112	10
17. Grimm....	Louisville.....	107	14				

Those who did not steal a single base were pitchers Esper, Dwyer, J. Clarkson, Ehret, Staley, Whitrock, McGill, Wadsworth and catcher Buckley.

## THE FIELDING OF 1894.

Season after season finds the fielding in base ball better attended to than any other department of the game; and it is fortunate for the business end of professional ball playing that it is so, as skilful fielding is decidedly the most attractive feature of our national game. Next to fielding comes base running, and lastly batting. The reason that so much more skill is shown in the fielding department than in that of batting, is due to the fact that more attention is giving to fielding than to batting. Regular training in team-work batting is practically unknown in the professional arena; while practice in fielding is given every attention. No game is played now-a-days without an hour being devoted to preliminary practice in fielding, while efficient batting is unknown except in the college arena, the professionals ignoring team-work batting practice in nearly every club. Hence the superiority fielding has attained over the batting. Go on any amateur field and watch a game in progress, and you can readily see the inferiority in fielding exhibited in comparison with that shown on the professional fields. It is not so in the batting, however.

The reason is that amateurs have not the time to devote to the practice required to excel in fielding; but they can bat out three-baggers and home-runs as easily as the record batsmen do in the professional fields; it is different, however, in the case of doing team-work at the bat, owing to their not having time for the necessary practice.

Some splendid fielding was done in 1894, but as a whole it was not superior to that of 1893, or even to that of 1892. One reason for this was the introduction of the catcher's "big mitt" in the infield work—something that should not have been allowed. It was due to this fact that the batting scores were not larger the past season than they were in 1893, the big mitt on the hands of infielders enabling them to stop hard hit "bounders" and "daisy cutters" which, but for the use of the mitts, would have been clean earned base hits. This gave the infielders an opportunity to materially lessen the base hit record. By a mistaken calculation, the pitchers were charged with doing less effective work, single figure games being in a majority last season.

In contrast to the attractions of fine fielding, the average batting of the period is decidedly behindhand. What sight on a ball field is prettier to the good judge of the fine points of the game, than to see a hard hit "bouncer" well stopped and accurately thrown from back of third base over to first base in time to cut off a rapid runner? or to see a splendidly judged fly ball held after a long run; or a hot "liner" caught on the jump by an infielder; or a beautiful triple play made from the infield; or a good double play from a neat catch, followed by a fine, long throw-in from the outfield? All these attractive features of sharp fielding all can enjoy and appreciate. But in the batting department too little team-work at the bat—that is, skilful scientific handling of the bat in the form of *place* hitting, to forward runners—is done to gratify good judges, the mere novices regarding over-the-fence hits for a home run as the very acme of "splendid batting," though they are invariably chance hits, and only made off poor pitching as a rule. Then, too, how the "groundlings," as Hamlet called them, enjoy "fungo" hitting, that is high balls hit in the air flying to the outfield, this style of hitting giving fifty chances for catches to every single home run. Time and again will one hear a "bleacher" remark, "I don't care if the ball was caught, it was a good hit," as if any hit could be a good one which gave an easy chance for a catch. When a "fungo" hitter takes his bat in hand all he thinks of is to "line 'em out, Tommy," in response to the calls from the "bleaching boards;" and when the ball goes up in the air to outfield a shout bursts forth from the crowd, only to be suddenly stopped as the ball is easily caught at deep outfield by an outfielder placed there purposely



for the catch by the pitcher's skilful pitching for catches. Contrast this method of batting to that of place hitting which yields a safe tap to short outfield, ensuring an earned base; or the skilful "bunt" hit made at a time when the fielders are expecting a "line-'em-out" hit; or a sacrifice hit, following a good effort for a base hit to right field, which should mark all attempts to forward runners, especially when on third base. Of course there are skilful outfield hits made in team-work, but they are confined to hot, low liners, giving no chance for a catch, or hard hit "daisy cutters," which yield two or three bases; but every ball hit in the air to outfield shows weak batting, and this style of hitting it is which gives so many chances for catches in a game. It will be readily seen how inferior the "bleaching-board" style of batting is to team-work at the bat, and how much more attractive fielding is in contrast to the popular "fungo" hitting method, of which there was altogether too much in the League ranks last season to make the batting compare with the fielding, as an attractive feature of the game.

### Single Figure Games.

There is a great difference between first-class single figure games, marked by batting against skilful, strategic pitching, backed up by splendid in and outfield support, and the class of contests known as "pitchers' games." The former are contests in which runners reaching second and even third base by good hits are cut off from scoring runs by superior pitching and fielding, and this class of games comprises the model contests of each season. On the other hand, the "pitchers' games," which yield single figure scores, are tedious and wearisome to the best judges of the game, from the fact that the brunt of the work falls on the "battery" team and one or two infielders, all the attractions of base running and of sharp fielding being sacrificed at the cost of seeing batsman after batsman retired on called strikes, arising from the intimidating speed of the pitching, this requiring the batsman to devote his whole energies to defending himself from the severe and often fatal injuries following his being hit by the pitched ball. Fortunately, the change in the distance between the pitcher and batsman has decreased the opportunity for this class of unattractive games. But it will not do to go over to the other side and by too much weakening of the box work give the "line-'em-out" class of "fungo" hitters a chance to revel in over-the-fence hits, and give the batsman undue preponderance in the effort to equalize the powers of the attack and defense in the game. Single figure games should outnumber double figure contests to make the game attractive for the scientific play exhibited, but not in the line of being the result of "cyclone" pitching.

## The Umpiring of 1894.

The umpiring of 1894, despite of the new rules adopted early in the year governing the position, was no improvement over that of 1893; in fact, in several instances it was worse. The explicitly worded rule, prohibiting umpires from allowing any player, except the captain, to dispute a single decision of the umpire, was allowed to be openly violated by nearly every umpire on the staff. Then, too, as a rule, they, the majority, lacked the nerve and the courage of their convictions too much to keep in check the blackguardism displayed by a small minority of the players of the League teams of 1894; some of the umpires also displayed a degree of temper at times which sadly marred their judgment. That they all endeavored to do their duty impartially, goes without saying, but no umpire is fit for his position who cannot *thoroughly control his temper*. There was one instance shown of the folly of condoning the offence of drinking, which should not have been allowed; a drunken umpire is worse than a drunken player, for no one will respect his decisions. None such should be allowed on the League staff under any circumstances; moreover, no umpire connected with the low-lived prize-fighting business should be allowed on the League staff, no matter what his ability may be in other respects. When it becomes a necessity to have to engage pugilists as umpires to control hoodlum players, then will professional ball playing cease to be worthy of public patronage.

One great drawback to the successful umpiring which was expected to follow the revision of the rules made in March, 1894, was the countenancing of the abuse of umpires by the magnates of the clubs themselves. When presidents and directors of clubs fail to rebuke the faults of their club managers in allowing incompetent or hot-headed captains to set their players bad examples in this respect, they have no right to find fault with the poor umpiring which follows.

In the recent past, the rule on the League ball fields—and minor leagues copy all that the major league does—has been that, from the time the umpire takes up his position behind the bat, from the beginning to the end of a game, he finds both the contesting teams regarding him as a common enemy, the losing side invariably blaming him as the primary cause of their losing the game.

Then, too, in addition to the contesting teams as his foes, there are the majority of the crowd of spectators to be added to the list, the rougher element of the assemblage, the latter of whom regard the umpire as an especial target for abuse in every instance in which the home team is defeated. Last on the list of the umpire's opponents are the betting class of re-

porters, who take delight in pitching into him whenever his decisions—no matter how impartially he acts—go against their pet club or the one they bet on.

It is a fact not to be disputed, that those of the crowd of spectators at a ball game, who are so ready to condemn umpires for alleged partiality in their work, or for a supposed lack of judgment in rendering their decisions, never give a moment's thought to the difficulties of the position he occupies, or to the arduous nature of the work he is called upon to perform. There he stands, close behind the catcher and batsman, where he is required to judge whether the swiftly-thrown ball from the pitcher, with its erratic "curves" and "shoots," darts in over the home base, or within the legal range of the bat. The startling fact is never considered that several umpires have been killed outright while occupying this dangerous position. Neither does any one reflect for a moment that the umpire occupies this perilous position while regarded as a common enemy by both of the contesting teams, and as a legitimate object for insulting abuse from the partisan portion of the crowd of spectators. In fact, the umpire stands there as the one defenseless man against thousands of pitiless foes. The wonder is that half the umpires in the arena are as successful in the discharge of their arduous duties as they are, and the still greater wonder is that any self-respecting man can be induced to occupy a position which is becoming year after year more objectionable. There can be no successful umpiring accomplished in the position, no matter how perfect the code of rules governing the umpiring may apparently be, as long as that nuisance of the ball field, the professional "kicker," is allowed to have his way. In view of the express rules which are in the code, prohibiting the disputing of a single decision made by the umpire, it is astonishing that the umpires themselves, not to mention club managers and field captains, are so derelict in their duty in not enforcing the letter of the law of the code in this respect.

Let the magnates remember, when they say to each other this year—as they did at the close of the season of 1894—that "this hoodlumism in professional ball playing must be stopped," that *it is themselves who are to blame* for the blackguardism exhibited in the League arena in 1894. It is the failure of presidents and directors of League clubs to do their duty which is the real cause of such umpiring as we had in 1894. Club managers of teams, as a rule, do what they know the club presidents or directors quietly approve of or countenance, hence the latitude given to the hoodlum tactics of the rough element in each team. Don't blame umpires from meekly following the example club presidents and directors afford their team managers and captains.

## Editorial Comments

### ON THE OCCURRENCES, EVENTS AND NOTEWORTHY INCIDENTS OF 1894 IN THE BASE BALL ARENA.

Here is a list of the rules governing the movements of the pitcher, in delivering the ball to the bat, which we saw violated repeatedly during 1894, without any protests from any of the umpires who acted in the games we reported. First—

Not a pitcher had his foot in contact with the rubber plate last season, all of them invariably placing their back foot a few inches in front of the plate. Not one pitcher in ten, after feigning to throw to a base, resumed his position, as required by the rule, after making the feint. Not one in ten held the ball "firmly in front of his body," as the rule requires. Not one in ten faced the batsman, as required by Rule 30. As for the balk rule it was as openly violated last season almost as it was in 1893. Time and again was Section 29, Rule 32, violated as was Section 3 all the time, as not one had his foot in position as the rule requires, and yet not an umpire fined a single pitcher for the violation of the rules in question, that we saw.

What the pitching rules should be made to foster is, first—*thorough command of the ball*, with the consequent accuracy of aim in delivery; secondly—the substitution of *skilful strategy* in delivery in the place of mere intimidating speed; thirdly—the avoidance of the wear and tear of an extremely swift delivery of the ball; fourthly—the prevention of obstacles to successful base running, in the way of allowing too many balk movements in preventing stolen bases. These desirable objects were almost impossible of attainment under the badly-worded rules in existence in 1894.

In regard to the wearing of the catcher's "big mitt" by infielders in 1894, it is worthy of note that that first-class utility man of the Philadelphia team, "Lave" Cross, while wearing a catcher's mitt as third baseman—a large one at that, too—used it to such advantage that it was next to impossible for a ball hit to his position to get by him. At times it was simply laughable to see him stop ground hits. To wear such gloves is making a travesty of skilful infield work in stopping hard hit, bounding or ground balls. But with the speedy batting of the hard ball now in use, the stopping of hard hit balls in the infield becomes dangerous to the fingers without the aid of small gloves. But no such glove as the catcher's mitt should be allowed to be used save by the catchers or first basemen. In this position the "mitt" in question is a necessity in view of the great speed of the pitcher's delivery and the extremely wild, swift throwing from the field positions to first base. It should be borne in mind that in the days when gloves were not worn, when the pitching was far less swift than now, even then broken and split fingers marked nearly every contest, and behind the bat four catchers were needed where one or two will now suffice.

A Washington scribe, in commenting on Manager Schmelz's work in 1894, said: "Schmelz is a base ball man from the crown of his head to the soles of his feet, and we have been taught to believe here that when he says he will do a thing he comes pretty near fulfilling his prediction. If the team gets a fairly good start at the beginning of this season he is just as like as not to let several teams chase him under the wire in September next. A lack of team-work and a most deplorable weakness at short, second and third throughout the past season lost the team many a game."

To this latter list may be added, incompetent captaining of the team by the noted kicker, Joyce.

The Boston correspondent of the St. Louis Sporting News, in one of his letters of last winter, sent the following interesting account of an interview had between Manager Selee, of the Bostons, and a business man he met on a train last October. The B. M. asked the manager "whether ball-players, as a class, were a disreputable set of men, who made a practice of spending their money foolishly, and of saying and doing things on the ball field that were decidedly objectionable; also if, in consequence, the interest in the

game had not to a very large degree been on the wane for a number of years past? He said he had read in the papers of a number of acts that had led him to believe that such was the case, and that, while formerly he had been an attendant at the games, that latterly he had lost his desire in that respect, though he still had an interest in all that is published about the game and the ball-players." Mr. Selee at once attempted to show the gentleman where his opinion was at fault, and an interesting conversation was carried on until the train reached Boston, the gentleman severely criticising the players and the Boston manager defending them.

The correspondent, in commenting on this, wrote as follows: "This incident opens anew a topic that has created considerable discussion for several years, and which was brought most forcibly to the public eye by a number of cases that occurred during the season of 1894, namely: Has the rough, rowdy, disreputable, hoodlum element increased or decreased in the professional arena in the past five or ten years?" Further on he adds: "Any intelligent, unprejudiced student of the game cannot but reach the conclusion that in recent years the excessive drinkers, the foul-mouthed talkers, in short, the worst element in the professional ranks, has been gradually weeded out, until the evil has been reduced to almost a minimum, while the intelligence, manliness and exemplary habits of the players have increased correspondingly; where, even five years ago, a ball team could be found where a majority of its players were of the drinking, gambling, disreputable class, to-day can be seen the results of a great and gratifying reform in the personnel of the teams, brought about largely by the efforts of the management, who have had their eyes opened to the trend of public opinion, and have gradually gotten rid of this unpopular element, and secured in their places players of a far different plane of morals." Judging from reports of contests in the League arena in 1894, the reformation above referred to has been far too slow in its progress for the good of the game. Witness the novelty in League annals of men fighting each other or striking umpires on the field, the use of vile language in abuse of umpires, and the many instances of "dirty" ball playing recorded against the majority of the League club teams of the past season. "The time was," says the same writer, "when a ball player's skill was the primary recommendation for an engagement, his moral qualifications being of a secondary consideration. To-day, however, while playing skill is, of course, one of the leading qualities that an applicant for honors on the diamond field must possess, it does not fill the whole bill by any means. His habits, his influence among his fellow players, his general reputation with the public, are also taken into consideration more than before, and if he can pass muster in all these respects he is eligible for engagement in all well managed teams."

In commenting on the existing situation of the professional branch of our grand national game, Mr. Wm. H. Bell, the Kansas correspondent of the St. Louis Sporting News, says: "The growth and development of our national game has been wonderful. Its success has been unparalleled in the world's history of athletic sports, and stands to-day a living monument to the courage, energy and perseverance of the American people. When we pause a moment in our contemplation of the brilliant future of our game and turn a glance back over the past, and try to realize that less than one generation has lived since the birth of base ball, and our fathers guided its first feeble steps, even we Americans, familiar with progress unequalled in the history of the world, are forced to marvel at the rapid growth of this athletic sport." Further on, on the same topic, Mr. Bell says very truly: "While base ball has advanced with great strides, its growth has been normal and healthy. Its success is not the result of a boom, giving it a fictitious value, its prosperity is not as an inflated balloon that will collapse when torn by the knife of adversity. It is but a creation of man, and while its life has been one of unequalled prosperity it has suffered, as do all things of this earth. One factor has ever been potent in its success and that is honesty. The honesty of the game has always been its motto, and though often assailed has still remained intact. This, alone, has gained for base



ball a foothold in the hearts of the American people that nothing can dislodge. Americans are known the world over as lovers of fair and honest sport, and to base ball they have given their unswerving allegiance." Here is a merited compliment to the National League from the same able pen: "Our national game was never so firmly established in the hearts of the people as at the present time. It is safe in the hands of true and tried men, who are devoting their lives to its success. It is dominated and controlled by that grand old organization, the National League, which for twenty years has been the great exponent of the game, and has done more to advance the game than any other factor. The League has, during its life, stood on one platform, "honesty and purity in base ball," and has always retained the confidence and respect of the people. It has elevated the game until to-day base ball stands on a firm foundation of popular approval unequaled by any other athletic sport. While the game has advanced with marvelous rapidity it has experienced short periods of depression and stagnation during its career of thirty years. It has had enemies who have sought to pervert it for their own uses. It has been all but torn asunder by civil war. But each time it has bravely met the issue and in the end triumphed. It is just now recovering from the effects of a civil war which all but destroyed it. The rapidity with which it has recovered has been wonderful and is to me a greater proof of prosperity and success than any success that could come to it while enjoying a long period of peace." We regret not having space to quote more at length from Mr. Bell's very able article published in the Sporting News of January 12th last.

The following paragraph, published in the New York Clipper of February 5, 1895, tells a quiet little story well worthy of record in the GUIDE: "A. G. Spalding, of the Chicago club, was asked how so much stock of the New York club came to be owned by outside parties, and he said: 'Well, I will tell you. During the troublous Brotherhood times of 1890, along in July, I think, I was suddenly summoned to New York. I went direct to Mr. Abell's house, by request, entirely oblivious of the object of the sudden call, and there met Soden of Boston, Reach of Philadelphia, Byrne of Brooklyn, Brush of Indianapolis, and one or two others. There we received the pleasant information from John B. Day that the New York club was financially at the end of its rope, and must have immediate assistance. Imagine our surprise when we were told that the club must have \$80,000 at once to carry it through the season, or the New York club must give up its end of the fight. When we had collected our senses sufficiently to speak, it was the general opinion that if the New York club failed at that stage of the game, the fight with the Brotherhood was lost, and the future of the old National League was, to say the least, uncertain; so it was finally decided that we must save the New York club at all hazards, and before we separated that night I agreed to provide \$20,000, Soden and Brush came forward with similar amounts, and the balance was taken by Reach, Abell and one or two others, as I remember. It was pretty costly, but that prompt act saved the National League, and, by saving it, the future of professional base ball in this country was, in my opinion, also saved. This will explain how I first became interested in the New York club, and, as a result, find myself criticised for ever being permitted to hold any of the stock. Of this \$20,000 stock allotted to Chicago, Anson took and paid cash for \$5,000, another Chicago gentleman took \$5,000, my brother Walter \$5,000 and myself \$5,000. Afterward I sold or practically gave my stock to my brother, and I think he picked up some more while he was a director of the club. That Brotherhood fight was a great fight, and one that will probably never be duplicated. The real inside history of that struggle, and its final settlement, was never written, but if it ever is, it will prove quite interesting, as well as quite a surprise to the base ball men of that day. But why talk in this strain any longer. You know I am out of active base ball, and these reminiscences simply emphasize the fact that I ought to be out of it, for I am getting too old.'"

What a commentary on the selfish greed of the overpaid star players of the "out-for-the-stuff" class of the professional fraternity Mr. Spalding's



account of one costly result of the players' revolt of 1890 above story presents. It also tells the true story of how the above-named magnates of the Boston, Chicago, Philadelphia, Brooklyn and Indianapolis clubs of 1890 came to be financially interested in the New York club, not for profit, but to save the disruption of the League.

The veteran Comiskey thus explains the difference in one special respect, between a seasoned player and a *colt*—and he is one who ought to know, you know. He said, in an interview: "No one appreciates the superiority of hustling, aggressive youngsters over the old standbys of the diamond more than I do. A seasoned player, as a rule, develops into a mechanical player who is always watching his averages and keeping tab on himself. While he may be too loyal to shirk, he will not take a chance which he is not compelled to. Especially is this true in running bases. How many of these old players will slide or go into a bag when they are blocked off? Very few. On the other hand, a young player appreciates that he has to make a reputation, while the old player, who has one to protect, is in the business for a livelihood and nothing else. Popular applause has lost its favor for him, and, while it is not unwelcome, it does not stimulate him to renewed exertions as it did when he began his career. It is entirely different with the man who is trying to establish himself in the major league. An ambitious young player thinks that the game depends upon him, and is dead sure that every crank agrees with him. Give him a good send-off in the papers, or let his manager commend him for a creditable piece of work, and he will break his neck in his efforts to deserve another installment to-morrow. The public demands snappy ball, and the young players are the only ones who can serve up that article."

In his remarks, Comiskey furthermore said: "The good effect of a manager's or captain's praise of a 'colt' is surprising. Both of these officials of the League clubs, almost without exception, are apt to be silent as the grave when a player makes a good point or a fine stop or catch; but the moment he fails to make an almost impossible play then comes the ill-natured snarl or the ratty growl. Harry Wright stands out alone as the only manager or captain to encourage a player with praise."

A Philadelphia scribe, in commenting on the rowdy ball playing of 1894 in the League ranks, says: "We could fill pages with evidence of the rowdyism indulged in by the majority of the League teams during the season of 1894, and that, too, if we were only to confine ourselves to the local reports of the season at Cleveland, Pittsburgh, Philadelphia, Baltimore, and half a dozen other cities." As the Cleveland Leader had it, in commenting upon one of the Baltimore-Cleveland games:

"I say it with reluctance—for I have always admired Ned Hanlon's pluck—that the national game never received so severe a set-back as it did during the last Baltimore series here. The effort to spike players, the constant flow of profanity and vulgarity, the incessant and idiotic abuse of an umpire, all combined to make the Baltimore club—that local people have been led to believe was made of a crowd of earnest, honest players—thoroughly despised and detested. In ten years' experience in scoring games in Cleveland I have never heard such a torrent of vulgarity, profanity and brutal, senseless abuse heaped upon an umpire as Lynch stood from the Baltimore players upon the field here."

Similar charges against visiting teams were made by the Pittsburgh people against the Cleveland team; by the Philadelphia scribes against the Boston, etc. In fact, proof, and plenty of it, was easily attainable from the reports from every League city during 1894, to a more or less extent.

The question apropos to this comment is, "What are you going to do about it" in 1895, Messrs. Magnates?

John Rowe, the veteran player, who was one of the "Big Four," transferred from the Buffalo club to the Detroit club, in the fall of 1885, is a firm believer in Southern trips during the preliminary season, to get the players in condition for a championship season. In speaking on that subject, he said:

"The year the Detroit won the National League pennant we went South, and before the regular season opened that team had played over 40 games. In consequence we were in the acme of condition, and some of the teams nearly lost their breath when they tackled us for the first time. The men could hit like fiends, and field fast and perfect. There were no cases of 'charley horse' in our team, and as for 'glass arms,' they were not included in our outfit. It is a great thing, I tell you, and the managers who take their men into a warm climate are doing a sensible act. According to my idea the plan is to first practice until the players become limbered up, say for a week or so, before attempting to play a game. Then get in as many games as possible, without overdoing it, until the regular schedule begins. In the exhibition games the experiments can be tried out, and the men will gradually learn to play together, which means much to a club. Of course, there is more or less luck in base ball, but at the same time luck can't win alone all the time. Team-work and an agreeable manager count a long ways toward winning a pennant." We would add to the last line, that the absence of drinking and hoodlumism in the ranks is equally a necessity.

In the arena of minor leagues, in professional base ball, outside of the sectional leagues, like those of the Western, Eastern, Southern, New England and other like leagues, there is no class of minor leagues which is so much fostered as individual State leagues. Trio or duo State leagues should be avoided except in very exceptional cases. In the organization of the various minor leagues in existence, one special point has been too much neglected, and that is the importance of making the league's pennant race specially attractive by the attractive character of the honors to be won. Sectional leagues, made up of well-arranged circuits, present as good attractions in their championship honors at stake as that of the great major league, and next to these come the pennant races of State leagues. But what special object, in this respect, is there to strike for in the championships of trio or duo State leagues? None whatever. They are mere gate-money organizations, lacking all of the attractive features of sectional and State league pennant races. State leagues also possess the advantage of not interfering with the interests of the sectional leagues which include State clubs. Take any State in which professional base ball flourishes, and in the State there will be found two classes of professional clubs, viz., the one strong class, which exist in the larger cities of the State, and the weaker class which represents the smaller towns. The sectional leagues, of course, seek to attach the former to their circuits, leaving the latter eligible for State league circuits.

For many years past columns of space in papers making base ball a specialty have been occupied with long arrays of figures giving the averages of the players in the batting and fielding departments of the game. To such an extent has this feature of the annual statistics of the game been carried that the records based upon these averages have come to be regarded by the players as the primary object in view during each season's work in the field. As a result of this system those club directors and managers who have never fully examined into the merits of the subject, and who are not, therefore, aware of the fact that, as criterions of the most skilful play in each department, these averages are comparatively useless, have been led into the costly error of making their selections for their teams each season upon the basis of the figures of the players' averages, and hence the customary announcement made at the beginning of each season that "our team has the best batting average of the season." It is about time that the fallacy of this average business should be shown up in its true light and that the existing system of making out averages should be so changed as to make it some sort of a test of a player's skill in his home position, which it certainly is not now. The worst of this average business as it prevails now is that it is a powerful incentive for every player to make "playing for a record" his principal object in his season's work, and that all-important duty, "playing for the side," a matter of secondary consideration.

The cranks' title of "Giants," given years ago to the New York club's

team, has become a misnomer. The team most entitled to it in 1894 was that of the Chicago club, no other club team making such a show of heavy-weight players last season as did Anson's real "Giants," as will be seen by the appended record. Look at the figures of their biggest men:

	Height.		Weight.
	Feet	Inches	lbs.
Schriver, catcher.....	5	10	185
Camp, pitcher.....	6		160
Anson, first base.....	6	1	202
L. Camp, second base.....	6		165
Parrott, third base.....	5	11	160
Clator, short stop.....	6	1	180
Decker, left field.....	6	1	180
Lange, centre field.....	6	1	180
Dungan, right field.....	5	11	180
Average.....	6	—	173

How does Murphy, Fuller, Burke, Ward *et al* stand in weight and size compared to the above "Giants"?

Here is something worthy of note by club managers who begin to get their teams together each spring, which we clipped from the St. Louis Sporting News of last December. The editor of the News said: "The player that is on the upward path is the man for success. He is playing for something far more than the salary he gets. He is looking forward to a place in the foremost ranks of the nation's ball players. Consequently he proves to be a hard worker at all times. He tries to land his club in the top notch, and his record, for the part he took, stands out as a recommendation to all the world. On the other hand, the older player, who has made his record and is going down again, has lost all his ambition. He can put no life into the club, his ginger has been expended in the days gone by, and the people look upon him as a back number. He sticks to the profession generally for a livelihood. He wants to play so as to hold his place, but he has lost the powers that he once had, and cannot do what he would like to accomplish. The old-timers had better get a hump on themselves this year, else will the youngsters drive them out of the business."

The well-known base ball writer, Mr. Pringle, was right when he said: "It is useless to get new rules until existing ones have been rigidly enforced and tested." It is an undeniable fact that the umpires of 1894, almost without exception, failed to properly enforce the rules governing the umpire's duties. In this regard Mr. Pringle said: "The rules relating to the duties of umpires are all right. They have power to stop all rowdy conduct on the field, but the trouble has been the lack of nerve on the part of umpires to enforce the rules." This, and the fact that the presidents and directors of clubs who governed the managers and captains of teams, were largely to blame in the matter for not backing up the umpires as they should have done. The latter have arduous duties enough to discharge as it is without their finding obstacles in their way in the partisan actions of club officials who control club managers and captains. When this class supports the umpires against the club teams it will be time enough to lay the whole onus of hoodlumism in the ranks on the umpires—not until then.

A Philadelphia scribe hits the nail on the head when, in commenting on the existing abuses of kicking and dirty ball playing in the League arena, he says: "If the club owners would take the initiative in enforcing decorum upon their players, upon pain of fine or suspension, instead of shifting the burden and onus upon the umpire, the problem of order at ball games would be solved at once. But the majority of magnates and managers, while openly, hypocritically, deploring dity ball playing, secretly wink at it and rather enjoy it, especially if their particular club secures advantages from it. The players all know this, and so do the umpires; hence the former presume

upon it, while the latter weaken in their intent and desire to strictly enforce the rules. When the duty of preserving order on the field and decorum among the players is devolved upon the clubs, who represent direct authority, power and responsibility, instead of irresponsible umpires, then, and not till then, will the evils complained of cease, or at least be mitigated."

Al Wright, the base ball editor of the New York Clipper, in its issue of February 15, 1895, had this noteworthy paragraph in its columns: "Frank C. Bancroft, the business manager of the Cincinnati club, in speaking about the equalization of the players of the major league teams, said: 'I am not a firm believer in the prevalent practice of selling the best men in a weak or tail-end team to one of the leading clubs, and register a vigorous kick against it. My plan is that the National League shall pass a rule forbidding the sale of a player from a club in the second division, to a club in the first division. I think this would, in a measure, prevent some of the hustling to dispose of a clever man for the sake of the cash that is in the trade. There is certainly some good arguments in the idea, and not one against it. The clubs of the second division have been too willing to dispose of their best men for a decent cash consideration, and the damage that has been done to the game is incalculable.'"

A young Brooklyn writer, in commenting on the threatened war on the reserve rule which Messrs. Richter, Pfeffer, Buckenberger and Barnie were active in promoting, said: "Since the National League and American Association amalgamated at Indianapolis in 1892 the League has not been a glorious success." The reply to this is a statement of fact which contradicts the above assertion very flatly. The reorganized National League started its new career in the spring of 1892 with an indebtedness, resulting from the base ball war of 1891, of over \$150,000. At the close of the season of 1892 it had partially redeemed its heavy indebtedness, and by the close of the season of 1893 it had paid the debt off in full, and it closed the season of 1894 with a majority of its clubs having a surplus in their treasuries, and that, too, despite the hardest kind of times of financial depression. If this is not a glorious success, pray what is?

A Pittsburgh scribe, in commenting on the dead failure of the scheme to organize a new American Association, one object of which was to levy war upon the now permanently established rule of the National Agreement clubs, very pointedly said last winter that "such a scheme would be folly of the maddest kind. There is not a good reason, theoretical or practical, sentimental or otherwise, in support of it. The success of base ball, to a very great extent, depends on public sentiment, and we have seen what a base ball war did to that sentiment four years ago. There is one solid basis for all base ball organizations, and that is the reserve rule. The proposed organization ignores this fundamental and necessary principle, and consequently can only be compared to that foolish man who built a house on sand."

During the decade of the eighties the League's code of rules had this special clause in it:

"Any player who shall be in any way interested in any bet or wager on the game in which he takes part, either as a player, umpire, or scorer, shall be suspended from legal service as a member of any professional Association club for the season during which he shall have violated this rule."

The question is, Why was this important and much-needed rule taken from the code?

No player can play ball as he should do who is personally interested in any bet on the contest he is engaged in; that is a fact too true to be contradicted. Independent of this fact, too, experience has plainly shown that the step of betting on a game he plays in is but a short one from accepting bribes to lose a game. The rule should long ago have been replaced in the code.

The Cleveland Leader says: "The patrons of the game have begun to realize the true inwardness of scientific batting, as shown in the securing of

single bases by well-timed place hits, safe taps of swiftly-pitched balls to short outfield, and skilful efforts in sacrifice hitting and bunting, every such hit forwarding a run or sending a run in. Of course, to occupants of the bleaching boards, as a rule, the great attraction is the long hit for a home run, which is made at the cost of a 120-yards sprint, and at the loss of all chances for skilful fielding. But to the best judges of scientific batting the safe tap of the swiftly pitched ball, the well-judged bunt or the effort to make a safe hit to right field, which, if it fails, at least yields a sacrifice hit, is far more attractive than the old rut of slugging for home runs and making fungo hits to the outfielders."

There is something to fight for in the winning of a State league's championship honors, while there is little or nothing at stake in a trio or duo State league. Suppose each State had a four or six club circuit, and at the close of its season, each August or September, what a paying series of October games could be arranged in the Southern section of the country in October for a grand championship series for the prize of leading all the State leagues of the country for the honors of the champion pennant of State league organizations? By all means let State leagues be organized, until every State in the Union—North, South, East and West—has its representative State league.

The fickle nature of base ball "rooters" was conspicuously shown at the Polo Grounds in 1894. At the end of the June campaign, when the New York "Giants" stood sixth in the race, Ward's stock among the local "cranks" and "rooters," stood below par; at the close of the July campaign, however, that same stock was at a premium; and yet it was the same John M. Ward at the head of the "Giants." In May there were "none so poor to do him reverence." In August, John was carried off the field a hero. Of such are the "cranks" and "rooters."


A Toronto paper says: "Spalding Brothers will present to the champion club of all regularly organized base ball leagues, junior or senior, in Canada, a valuable flag, 11 x 28, pennant shaped, made of serviceable white bunting, red lettered, and valued at \$20. The flags will be forwarded, duty free, immediately after the season closes. Each league must consist of four or more clubs, and each club must play not less than 12 championship games." This is a good plan to encourage the game on foreign soil. It has worked well in England and Australia, too.

Among the magnates of the League who could be seen at nearly all of the home games of the twelve clubs during the past season were the Boston triumvirate, Messrs. Soden, Conant and Billings; the irrepressible Charley Byrne, of Brooklyn; the handsome Vonderhorst, of Baltimore; the smiling Eddie Talcott, of New York; the noted "Philadelphia lawyer" Rogers, of Philadelphia; the "Boss Manager" Von der Ahe, of St. Louis; the energetic Kerr, of Pittsburgh, and Al Spalding's successor, President Hart, of Chicago.

The Louisville team was a strong one as regards its individual players. But it lacked harmony in its ranks and suffered from cliques. With two ex-captains in its team, besides the one who ran it, but little else could be expected. Ambitious ex-captains are obstacles in the way of successful management of a team. One regular captain should be the rule, with an acknowledged lieutenant—a pair like Comiskey and Latham, who worked the old St. Louis "Browns" up to being four-time winners of pennant honors.


It is a noteworthy fact that Anson has been manager and captain of the Chicago club's teams since 1877, and from that year to this he has taken his team to the goal of the championship five years of the six the club won the pennant, A. G. Spalding being the manager in 1876, the first year the club won the honors. Fifteen successive years of management in one club beats the League's records in that respect.





Yale Team, '94.






Harvard Team, '94.



University of Pennsylvania Team, '94.



Princeton Team, '94.

## The Total Record of 1894.

RECORD OF 1894.														Per cent. of Victories.
	Baltimore.	New York.	Boston.	Philadelphia.	Brooklyn.	Cleveland.	Pittsburgh.	Chicago.	St. Louis.	Cincinnati.	Washington.	Louisville.	Victories.	
Baltimore.....		6	4	6	8	9	6	9	10	10	11	10	89	.695
New York.....	6		6	5	7	9	8	11	7	10	12	12	88	.667
Boston.....	8	6		6	6	9	8	7	6	8	9	10	83	.629
Philadelphia.....	4	7	6		7	5	8	5	5	8	8	8	71	.559
Brooklyn.....	4	5	6	5		6		6	6	6	9	8	70	.534
Cleveland.....	3	3	3	7	5		4	10	9	8	8	8	68	.527
Pittsburgh.....	4	4	4	4	5	8		6	6	7	8	9	65	.500
Chicago.....	3	1	5	7	6	2	6		6	6	7	8	57	.432
St. Louis.....	2	5	6	7	4	3	6	6		5	6	6	56	.424
Cincinnati.....	2	5	4	2	6	3	5	6	7		7		54	.419
Washington.....	1	2	3	4	3	4	4	5	6	5		8	45	.341
Louisville.....	2	0	2	3	4	3	3	4	6	5	4		36	.277
Defeats.....	39	44	49	56	61	61	65	75	76	75	87	94	782	

## The College Club Season of 1894.

Take it for all in all, the college club season of 1894 was the best recorded since the game became the most popular outdoor recreation known in the history of physical education in the leading collegiate institutions of the country. The growth of base ball in favor with the faculties of our great universities, has increased year by year, until it now has no rival as the game of games for college students, and for the boys of our public schools. What is good for the universities as a model field sport, must be suited to the minor colleges, the academies and our public schools; and nothing could be better adapted for recreative exercise and exciting, and yet harmless, sport than our grand national game. It has long ago outlived the public furore for this, that, and the other field sport, which have either had their day or eventually will have; and it now has no rival in the estimation of the faculties alike of the universities or of our collegiate institutions at large. It has no *brutal* features connected with it; it requires no time taken from the hours for study, for exhaustive practice in training; while, in its economy of time, and its wide field for exciting and healthy exercise, it surpasses all field sports in vogue.

What we want in the future from the college club secretaries of all college clubs desirous of having their season's statistics in SPALDING'S BASE BALL GUIDE of each year is as follows:

*First*, the records of the games played in championship contests in the appended form:



## RECORD OF 1894.

Date.	Contesting Clubs.	Where Played.	Pitchers.	Score.
May 7	U. of Penn. vs. Harvard....	Philadelphia	Boswell..Highlands	26-7
" 12	U. of Penn. vs. Yale.....	Philadelphia	Boswell...Trudeau	28-18
" 14	U. of Penn. vs. Brown.....	Providence.	Schoenhut...White	29-5
" 26	U. of Penn. vs. Harvard....	Cambridge..	Boswell..Highlands	11-3
" 30	U. of Penn. vs. Cornell.....	Philadelphia	Boswell .....Cobb	6-0

We have selected some of the University of Pennsylvania victories just to show how strong the new rival of the trio of old champions was in 1894.

*Second*, the club averages, giving only the name of the batsmen and fielders, with their positions, and the base hit and fielding averages of each. Were it possible, we would prefer to have the batting averages of *runners forwarded by base hits*.

*Third*, the record of the championship games, showing total victories and defeats in order of percentage of victories, as follows:

## RECORD OF 1894.

Date.	Contesting Clubs.	Where Played.	Pitchers.	Score.
May 5	Princeton vs. Harvard.....	Princeton...	Altman..Highlands	12-5
" 21	Yale vs. Princeton.....	New Haven.	Carter.....Altman	5-3
" 30	Harvard vs. Princeton.....	Cambridge..	Highlands..Altman	10-4
June 6	Princeton vs. Harvard.....	New Haven.	Altman.....	11-4
" 9	Princeton vs. Yale.....	Princeton...	Bradley.....Carter	4-2
" 16	Yale vs. Princeton.....	Brooklyn...	Carter.....Altman	9-4
" 21	Yale vs. Harvard.....	Cambridge..	Carter...Highlands	5-1
" 26	Yale vs. Harvard.....	New Haven.	Carter...Highlands	2-0

## SUMMARY.

CLUBS.					Per cent. of Victories.
	Yale.	Princeton.	Harvard.	Victories.	
Yale.....	..	2	2	4	.800
Princeton.....	1	..	2	3	.500
Harvard.....	..	1	..	1	.200
Defeats.....	1	3	4	8	

The statistics sent in are those published in the college papers, and have too many needless figures for publication in the GUIDE.

## The Minor Leagues of 1894.

The demands of the League club statistics for 1894 were such that we have only space for comparatively brief reports of the Minor League and College club records in the GUIDE for 1895; but they will all be duly published in due time. Some of the Minor League averages of 1894 did not appear until 1895. There was not a Minor League in 1894 that escaped some drawback or other to the success of its season, simply because the magnates of this class of the professional organizations fail to place their respective leagues on a permanent footing. The Western League people, we notice, profiting by their past experience since 1890, took the right course this year, and the best season on record may be looked for in 1895 in consequence.

### Minor League Statistics.

The leading Minor Leagues of 1894 included the Western League; the Eastern League; the Western Association; the New England League and the Southern League. The most successful of these organizations was the Western League, and it marked its yearly season of 1894 with the most evenly contested pennant race of the whole season's campaign, as will be seen by the appended table, showing the difference in percentage points between the leader and the tailender of each of the Minor Leagues of 1894.

LEAGUE.	DIFFERENCE IN PERCENTAGE POINTS.
Western League.....	.204
Western Association.....	.240
New England League.....	.313
Eastern League.....	.491

The Western League went through its season of 1894 very successfully, and, moreover, the clubs did well financially, so much so, indeed, as to enable the League to start again in 1895 more successfully than it did in 1894, and with the chances in favor of a more permanent organization in the future than it has had for years past. Here is its record for 1894:

CLUBS.	Won.	Lost.	Played.	Per cent. Victories.	CLUBS.	Won.	Lost.	Played.	Per cent. Victories.
Sioux City.....	74	51	125	.592	Grand Rapids.....	62	64	126	.492
Toledo.....	67	55	122	.549	Indianapolis.....	60	64	124	.484
Kansas City.....	68	58	126	.540	Detroit.....	56	69	125	.448
Minneapolis.....	63	62	125	.504	Milwaukee.....	47	74	121	.388

At the close of the season the League disbanded as a simple organization, and this action was followed by a reorganization of the League for a five-year term. Then came the new League, with all the clubs of 1894 in it, except Sioux City, the champion club of 1894; St. Paul finally entering the League, in the place of Sioux City, which completed the circuit for 1895.

The Western Association stood next to the Western League in the even character of its pennant race.

From a financial standpoint the season of the Western Base Ball Association was a success. The teams were so evenly balanced, with two exceptions, that the race from the outset was unusually close. The Western Association was organized last spring with a compact circuit, and the traveling expenses small. This fact added much to its stability. The season opened May 3d and closed September 23d, each club being scheduled to play 18 games with every other club, a total of 126 games. The race was so close during the entire season that a day's games generally affected the standing of the six leading clubs. St. Joseph started like a winner, but fell off at the finish,



when, for the first time during the year, its percentage fell below .500. Five of the clubs—Rock Island, Jacksonville, Peoria, Lincoln and Omaha—never got below the .500 mark—a phenomenal record for a new league.

The Rock Island-Molines sprang into the lead early in September and won out, capturing five of their series of games. The finish between Jacksonville and Peoria was sensational.

Here is the season's record for 1894:

CLUBS.	Rock Isl'd-Moline.	Jacksonville.	Peoria.	Lincoln.	Omaha.	St. Joseph.	Des Moines.	Quincy.	Won.	Per cent.
Rock Island-Moline.....	..	8	12	9	7	12	12	12	72	.590
Jacksonville.....	8	..	6	11	10	9	13	10	67	.554
Peoria.....	6	11	..	8	10	9	13	11	68	.553
Lincoln.....	8	7	10	..	9	11	9	13	67	.545
Omaha.....	11	8	8	9	..	10	8	12	66	.528
St. Joseph.....	6	8	9	7	7	..	9	11	57	.463
Des Moines.....	6	5	5	9	10	8	..	9	52	.416
Quincy.....	5	7	5	3	6	7	9	..	42	.350
Lost.....	50	54	55	56	59	66	73	78	491	

The New England League ended its pennant race of 1894 on September 8th, with the champions of 1893 again in the van—the well-managed Fall River team winning the pennant for two consecutive seasons. The team led from the start and were never headed; their percentage figures were .639. Haverhill was second with .564, Portland third with .543, Bangor being fourth with .500; Lewiston, Pawtucket, Worcester and Brockton failing to get average percentage figures; Brockton's tailend percentage being .326 only—a difference between the leader and tailender of 313 points. During the season, Worcester and Brockton dropped out, and the season ended with but six clubs in the race.

The Eastern League ended its rather unsuccessful season of 1894 on September 15th, with the Providence club winner in the pennant race, with a percentage of .696 to Troy's .573, and Erie's .538, Syracuse following with .529, Springfield with .514, and Buffalo with .512; Wilkesbarre, Allentown, Binghamton and Scranton all having less than average percentage figures. Owing to Troy dropping out after playing 75 games, and Scranton taking its place, Syracuse ended second in the race, Buffalo finishing up an official fourth. Scranton only played 39 games, and Allentown—which followed Binghamton—only played 24, Binghamton playing 80. In 1893 the Eastern League went through the season without a break in its ranks, but in 1894 the uneven character of the race—the difference in percentage points being 491 points—led to a costly falling off in patronage, and President Powers had difficulty in keeping as many in the race as he did. Troy disbanded July 26th and Binghamton on August 16th, Scranton and Allentown taking their places. Springfield, which did so well in 1893, was a failure in 1894, as was Wilkesbarre; Buffalo and Erie, too, were disappointments.

The most successful and best-managed of the State leagues of 1894 was that of Virginia. The competing teams were those of Petersburg, Norfolk, Richmond, Newport News, Roanoke and Lynchburg. The contests between the teams of Petersburg and Norfolk were marked by regular hoodlum conduct on the part of the Petersburg local bleaching-board patrons. The difference in percentage points between the leader and tailender was .304,

showing a fairly even race. Petersburg won the pennant, with Norfolk and Richmond close together next in order, the Lynchburgs ornamenting the last ditch. The Petersburg team lead with the percentage figures of .620, Norfolk being second with .594, and Richmond with .582; Newport News, Roanoke and Lynchburg failing to reach average percentage figures.

The Pennsylvania State League's season of 1894, which ended its scheduled series on September 25th, was one of discord and bad management on the part of the majority of the clubs nearly all the way through. Harrisburg won the championship of the first division of the season, and Pottsville that of the second division, these two clubs playing a series to decide the championship of the whole campaign. This series led to disputes and bickerings over the arrangement of dates. Pottsville finally claimed the pennant on the ground of the failure of Harrisburg to play the decisive game of the series. Harrisburg claiming it on account of Pottsville's alleged forfeiture of a game on a rainy day. After considerable discussion the final game was played, and Pottsville won.

The Southern League started in 1894 under circumstances which did not promise success. Its circuit was badly arranged, and the clubs finally became as a house divided against itself. The clubs included New Orleans, Savannah, Charleston, Mobile, Atlanta, Macon, Nashville and Memphis. Difficulties were encountered before half the season was over, and the demoralization which set in broke up the League ultimately. This year an improved condition of things has resulted from the past year's costly experience, and better results are anticipated. There is room for two Southern Leagues, one to embrace the Atlantic coast cities, and the other the interior towns of the States.

### The Club Averages.

The following are the records of the leading ten in the Western and Eastern Leagues in 1894, the figures being those of the players who took part in 100 games and over.

#### WESTERN LEAGUE.

PLAYERS.	CLUBS.	Games.	Batting Average.	Fielding Average.
Wright, fielder.....	Grand Rapids.....	110	.456	.910
Klussman, first base.....	Kansas City.....	105	.420	.981
Hines, fielder.....	Indianapolis.....	107	.408	.897
F. Carroll, second base.....	Grand Rapids.....	109	.392	.897
Burrill, catcher.....	Minneapolis.....	107	.391	.883
Miller, fielder.....	Toledo.....	101	.387	.925
Genins, fielder.....	Sioux City.....	103	.385	.954
Crooks, second base.....	Minneapolis.....	106	.385	.933
Everett, third base.....	Detroit.....	105	.377	.902
E. McFarland, catcher.....	Toledo.....	100	.371	.898

In the Western League, of the players who took part in 90 games and over, Spies led the catchers with a percentage of victories of .928; Connor the first basemen, with .941; Carey the second basemen, with .983; Clingman the third basemen, with .927, and Wheelock the short stops, with .890. In outfielding, of those who took part in 50 games and over, the leaders of each club were George, Genins, Gilks, Nichol, C. Carroll, Visner, Newman and Dalrymple.

The records of the first ten players who took part in 100 games and over in the Western Association in 1894 are appended:

## WESTERN ASSOCIATION.

PLAYERS.	CLUBS.	Games.	Batting Average.	Fielding Average.
Katz, left field.....	Rock Island.....	113	.404	.920
Fear, catcher.....	Omaha.....	105	.374	.872
McVey, first base.....	Omaha.....	123	.373	.967
Lawrence, short stop.....	Des Moines, Quincy..	111	.364	.840
Purvis, first base.....	Peoria.....	123	.362	.963
Shaffer, left field.....	Peoria.....	118	.357	.907
Traffley, catcher.....	Des Moines.....	102	.350	.911
Seery, centre field.....	Omaha.....	125	.348	.918
Preston, third base.....	St. Joseph.....	119	.348	.860
Zeis, catcher.....	Rock Island.....	123	.344	.904

## EASTERN LEAGUE.

PLAYERS.	CLUBS.	Games.	Batting Average.	Fielding Average.
Shannon, short stop.....	Springfield.....	111	.378	.880
Knight, pitcher.....	Providence.....	113	.361	.921
Lytle, fielder.....	Wilkesbarre.....	103	.361	.863
Griffin, fielder.....	Syracuse.....	112	.357	.936
Bassett, third base.....	Providence.....	113	.353	.904
Monahan, third base.....	Syracuse.....	118	.346	.904
Lyons, fielder.....	Providence.....	112	.348	.962
Collins, fielder.....	Buffalo.....	127	.343	.941
Nadeau, second base.....	Springfield.....	114	.340	.864
Bottenus, fielder.....	Springfield.....	113	.339	.905

We have only included those who played in 100 games and over.

In the Eastern League, Dixon led the catchers, with .969; E. Field the first basemen, with .981; Stricker the second basemen, with .957; Kuehne the third basemen, with .908; Carney the short stops, with .901; Simon, Lyons, Gore, Lally, Collins, Scheffler, Bells and Johnson, each leading in outfielding for his respective club.

## NEW ENGLAND LEAGUE.

PLAYERS.	CLUBS.	Games.	Batting Average.	Fielding Average.
Freeman, fielder.....	Haverhill.....	100	.390	.831
Anderson, fielder.....	Haverhill.....	86	.354	.875
Ladd, fielder.....	Fall River.....	99	.327	.915
Bannon, fielder.....	Pawtucket.....	101	.326	.859
Mains, first base.....	Portland.....	86	.326	.962
T. O'Brien, first base.....	Bangor.....	93	.325	.979
Hannivan, short stop.....	Pawtucket.....	91	.323	.877
Slattery, fielder.....	Worcester.....	86	.318	.885
Willis, fielder.....	Pawtucket.....	93	.316	.946
J. Sharrott, fielder.....	Bangor.....	76	.313	.872

Only those who took part in 75 games and over are included.

O'Brien led the first basemen; K. Moore the second basemen; C. Smith the third basemen; Lang the short stops; Brady and Willis the outfielders. Stevens of Fall River, led the pitchers, with a percentage of victories of .727; followed by Fournier of Bangor, McKillop of Haverhill, Dolan of Portland, Lynch of Lewiston, Crane of Worcester, Morse of Pawtucket, and Leeds of Brockton.

### The Pitchers' Averages.

The only Pitchers' record sent us from the Minor League clubs worthy of insertion, was the model table prepared by President Murnane of the New England League. It only lacked one column to have made it complete, and that was the record of runners forwarded by base hits.

#### THE NEW ENGLAND LEAGUE PITCHERS FOR 1894.

NAME.	CLUB.	Games.	Sacrifice Hits.	Struck Out.	Bases on Balls.	Wild Pitches.	Hit by Pitcher.	Per cent.
Stevens .....	Fall River.....	23	7	63	61	7	3	.727
Klobedanz .....	Fall River.....	22	4	82	62	5	4	.684
Fournier.....	Pawtucket, Brockt'n	34	16	99	109	5	15	.680
Wheeler.....	Lewiston, Bangor...	29	10	74	70	11	11	.679
McKillop.....	Haverhill.....	21	1	59	62	8	12	.667
Viau.....	Fall Riv., Haverhill.	29	14	51	108	7	15	.630
Meyers.....	Fall River.....	17	9	44	48	2	9	.625
Lucid.....	Haverhill.....	31	0	77	124	7	30	.607
Dolan.....	Portland.....	41	26	85	105	9	24	.571
Lincoln.....	Fall River.....	18	14	37	42	2	13	.555
Braham.....	Brockton, Bangor...	19	6	38	60	3	4	.555
Lynch.....	Lewiston.....	12	9	29	37	6	11	.545
O'Neil.....	Fall River, Bangor..	20	19	56	74	11	23	.550
Daniels.....	Portland.....	29	34	55	61	10	11	.542
Crane.....	Hav'hill, Worcester.	15	3	34	65	2	4	.533
Carey.....	Portland.....	22	28	22	72	5	9	.526
Stafford.....	Lewiston.....	26	24	127	85	7	17	.514
Ferson.....	Lewiston.....	25	22	72	56	9	17	.500
Morse.....	Pawtucket.....	15	2	41	40	2	5	.500
Potter.....	Worcester.....	14	0	36	44	4	11	.500
McBride.....	Bangor.....	17	11	36	57	12	7	.500
Meakin.....	Pawtucket.....	28	1	24	81	7	15	.478
Gray.....	Bangor.....	34	9	89	82	9	19	.469
Lampe.....	Brockton, Haverhill.	12	9	31	37	2	4	.417
Mains.....	Lewiston.....	18	11	66	33	6	12	.412
Leeds.....	Brockton.....	25	9	47	75	10	16	.375
McCullough.....	Brockton.....	29	15	57	88	3	29	.286
P. McCarthy.....	Worcester.....	12	0	27	49	6	8	.273

### Minor League Schedules.

We regret very much that it was utterly impossible for us to publish the schedules of the Minor Leagues in the first edition of SPALDING'S BASE BALL GUIDE, owing to the fact that the schedule meetings are held too late for the publication.

## The Presidents of the National League.

This is the twentieth year of the existence of the National League, and in all that time but four members of the League have occupied its presidential chair, viz., Morgan G. Bulkeley, ex-Governor of Connecticut; the late W. A. Hulbert; A. G. Mills, the leading spirit of the great New York Athletic Club, and N. E. Young, the present highly esteemed and worthy President of the League. Mr. Bulkeley served during 1876; Mr. Hulbert from 1876 to his death in 1882; Mr. Mills from that year up to 1884, when business requirements led to his resignation, and Mr. Young since then. From the organization of the National League in 1876 to the day of his death, Mr. Hulbert was the great moving spirit in the reforms in the government of the professional clubs of the country, which marked the period from 1876 to the eighties. It was his influence, largely, which led to the war upon the "crookedness" which marked the early years of professional base ball history, in which pool gambling was the potent factor. It took years of coercive and even arbitrary legislation to eliminate the poison of the pool rooms from the professional system, but success was finally achieved, and to the late President Hulbert and his able coadjutors in the League does the credit of this success belong. During the League regime, under President Mills, the great union safety compact, known as the National Agreement, sprang into existence, and its author—Mr. Mills—at this day has reason to be proud of the good work he did for professional ball playing, and for the benefit of the game at large, in the perfecting of this bond of union between the reputable clubs of the professional fraternity. The wisdom of the measure, as a protection against the abuses of "revolving" and "contract breaking," has been very strikingly shown by court decisions which oblige professional clubs to depend entirely upon base ball law, and not the common law, for the preservation of their club rights in contracting with players for their services on the field. Since Mr. Mills left the League arena he has done most efficient service in conserving the best interests of the New York Athletic Club and those of the clubs of the Amateur Athletic Union at large.

The great master of League records, and the whilom Secretary of the League since its organization, Mr. Young, is known throughout the entire base ball world, alike for the integrity of his character, the geniality of his disposition and the marked industry and persevering application which has characterized the discharge of his onerous official duties. It is well known that "Old Nick" is frequently alluded to in daily life as the arch-fiend of the world; but the old Nick of the base ball arena



presents a character the very opposite in every respect of his devilish namesake—the one being the spirit of evil, and the other the spirit of honor and good nature. Long may he live to honor the position and uphold the reformation in the base ball world which his predecessors so creditably originated and supported.

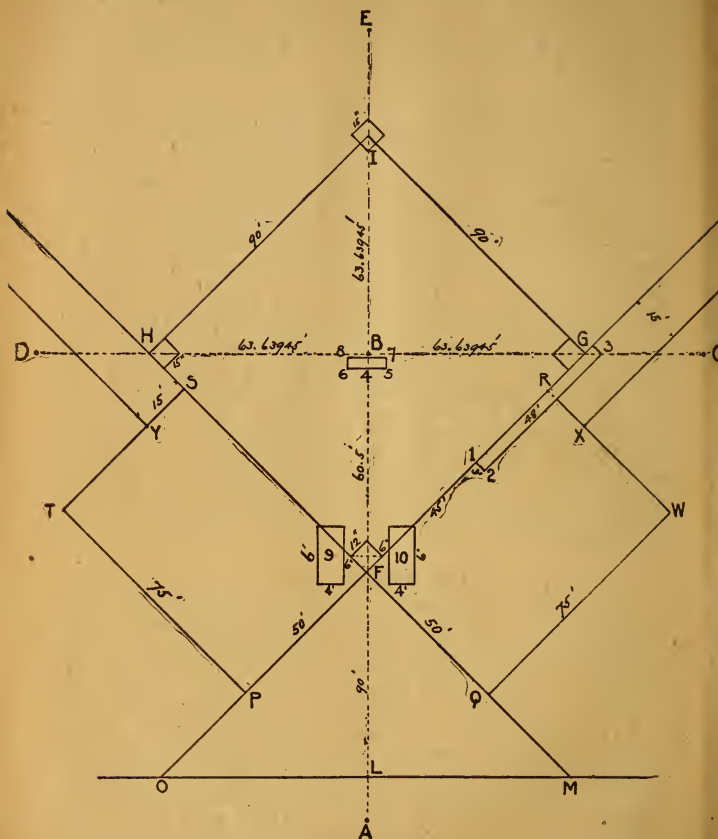
Mr. Young is a native of Amsterdam, N. Y. He was but a mere boy at the outbreak of the war between the States, but he was game to the core and among the first from his home country to enlist in the Union service. Just before the war he appeared as an athletic young fellow with muscles that would have done credit to one as large again as he was. He was looked on as the best cricket player in the section of the country in which he lived, playing frequently on elevens which had besides himself George and Harry Wright as members. You should hear Nick relate anecdotes of his career as a cricketer. At the close of the war Mr. Young made Washington his residence, and securing a position in the Second Auditor's Department, being an excellent accountant, he has occupied his position through several administrations. From cricket he became interested in the national game of base ball, and eventually, in connection with Mr. A. G. Mills, he started the old Olympic club of Washington, and then it was that he took the field again. In 1871 he was elected Secretary of the old "National Association of Base Ball Players"—not of clubs, but of players—and in 1884 he succeeded Mr. Mills as President of the National League, which organization succeeded the National Association, which had become rotten.

### The Pfeffer Case.

Mr. Byrne, in commenting on the settlement of the Pfeffer case, said that that player might consider himself fortunate in escaping a more severe penalty. Mr. Byrne stated that in 1890 Pfeffer joined the Brotherhood and helped in the attempt to wreck the League; but he was taken back. In 1891 he deserted the Chicago League club and associated himself with George Williams's American Association team, which was organized to fight the League; but when the twelve-club League was formed Pfeffer was again forgiven. Last fall, when the new, or rather the defunct, Association scheme was sprung, Pfeffer was into it up to the neck. He tampered with players and did all he could to hurt the League. That was too much, and the League had to take action. If we had reinstated him without some sort of a punishment it would have been encouragement for other players to join future movements against organized base ball.



### CORRECT DIAGRAM OF A BALL FIELD.



NOTE. For Specifications see Rules from No. 2 to No. 13.

# THE PLAYING RULES OF PROFESSIONAL BASE \* BALL \* CLUBS

As adopted by the National League and American Association of Professional Base Ball Clubs.

## THE BALL GROUND.

RULE 1. The Ground must be an inclosed field, sufficient in size to enable each player to play in his position as required by these Rules.

RULE 2. To lay off the lines governing the positions and play off the Game known as *Base Ball*, proceed as follows :

From a point, A, within the grounds, project a right line out into the field, and at a point, B, 154 feet from point A, lay off lines B C and B D at right angles to the line A B ; then with B as centre and 63.63945 feet as radius, describe arcs cutting the lines B A at F and B C at G ; B D at H ; and B E at I. Draw lines F G, G E, E H and H F, and said lines will be the containing lines of the Diamond or Infield.

## THE CATCHER'S LINES.

RULE 3. With F as centre and 90 feet radius, an arc cutting line F A at L, and draw lines L M and L O at right angles to F A ; and continue same out from F A not less than 90 feet.

## THE FOUL LINE.

RULE 4. From the intersection point, F, continue the straight lines F G and F H until they intersect with the lines L M and L I, and then from the points G and H in the opposite direction until they reach the boundary lines of the grounds.

## THE PLAYERS' LINES.

RULE 5. With F as centre and 50 feet radius, describe arcs cutting lines F O and E M at P and Q, then with F as centre again and 75 feet radius describe arcs cutting F G and F H at R and S ; then from the points P Q R and S draw lines at right angles to the lines F O, F M, F G, and F H, and continue same until they intersect at the points T W and W.

## THE CAPTAIN AND COACHERS' LINE.

RULE 6. With R and S as centres and 15 feet radius, describe arcs cutting lines R W and S T at X and Y, and from the points X and Y draw lines parallel with lines F H and F G, and continue same out to the boundary lines of the ground.

## THE THREE FOOT LINE.

RULE 7. With F as centre and 45 feet radius, describe an arc cutting line F G at 1, and from 1 out to the distance of 3 feet draw a line at right angles to F G, and marked point 2; then from point 2, draw a line parallel with the line F G to a point 3 feet beyond the point G, and marked 3; then from the point 3 draw a line at right angles to line 2, 3, back to and intersecting with line F G, and from thence back along line G F to point 1.

## THE PITCHER'S PLATE.

RULE 8. With point F as centre and 60.5 feet as radius, describe an arc cutting the line F B at a point 4, and draw a line 5, 6, passing through point 4 and extending 12 inches on either side of line F B; then with line 5, 6, as a side, describe a parallelogram 24 inches by 6 inches.

## THE BASES.

RULE 9. Within the angle F, describe a square the sides of which shall be 12 inches, two of its sides lying upon the lines F G and F H, and within the angles G and H describe squares the side of which shall be 15 inches, the two outer sides of said square lying upon the lines F G and G I and F H and H I, and at the angle E describe a square whose side shall be 15 inches and so described that its sides shall be parallel with G I and I H and its centre immediately over the angular point E.

## THE BATSMAN'S LINE.

RULE 10. On either side of the line A F B describe two parallelograms 6 feet long and 4 feet wide (marked 8 and 9), their length being parallel with the line A F B, their distance apart being 6 inches, added to each end of the length of the diagonal of the square within the angle F, and the centre of their length being upon said diagonal.

RULE 11. The Home Base at F and the Pitcher's Plate at 4 must be of whitened rubber and so fixed in the ground as to be even with the surface.

RULE 12. The First Base at G, the Second Base at E, and the Third Base at H, must be of white canvas bags, filled with soft material, and securely fastened in their positions described in Rule 9.

**RULE 13.** The lines described in Rules 3, 4, 5, 6, 7 and 1 must be marked with lime, chalk, or other suitable material, so as to be distinctly seen by the Umpire.

#### THE BALL.

**RULE 14.** The Ball.\* (See Foot Note.)

**SECTION 1.** Must not weigh less than five nor more than five and one-quarter ounces avoirdupois, and measure not less than nine nor more than nine and one-quarter inches in circumference. The Spalding League Ball, or the Reach American Association Ball, must be used in all games played under these rules.

**SEC. 2.** For each championship game two balls shall be furnished by the Home Club to the Umpire for use. When the ball in play is batted to foul ground, out of sight of the Umpire, the other ball shall be immediately brought into play. As often as one of the two in use shall be lost a new one must be substituted, so that the Umpire shall at all times after the game begins have two balls for use. The moment the Umpire delivers an alternate ball to the pitcher it comes into play, and shall not be exchanged until it, in turn, passes out of sight to foul ground.

**SEC. 3.** In all games the ball or balls played with shall be furnished by the Home Club, and the last ball in play becomes the property of the winning club. Each ball to be used in championship games shall be examined, measured and weighed by the Secretary of the Association, inclosed in a paper box and sealed with the seal of the Secretary, which seal shall not be broken except by the Umpire in the presence of the Captains of the two contesting nines after play has been called.

**SEC. 4.** Should the ball become out of shape, or cut or ripped so as to expose the interior, or in any way so injured as to be, in the opinion of the Umpire, unfit for fair use, he shall, upon appeal by either Captain, at once put the alternate ball into play and call for a new one.

#### THE BAT.

**RULE 15.** The Bat:

Must be made entirely of hard wood, except that the handle may be wound with twine, or a granulated substance applied, not to exceed eighteen inches from the end.

\*The Spalding League Ball has been adopted by the National League for the past sixteen years, and is used in all League contests

For junior clubs (clubs composed of boys under 16 years of age) we recommend them to use the Spalding Boys' League Ball, and that games played by junior clubs with this ball will count as legal games the same as if played with the Official League Ball.

It must be round, not exceed two and three-quarter inches in diameter in the thickest part, and must not exceed forty-two inches in length.

#### THE PLAYERS AND THEIR POSITIONS.

RULE 16. The players of each club in a game shall be nine in number, one of whom shall act as Captain, and in no case shall less than nine men be allowed to play on each side.

RULE 17. The players' positions shall be such as may be assigned them by their Captain, except that the pitcher must take the position as defined in Rules 8 and 29.

RULE 18. Players in uniform shall not be permitted to occupy seats among the spectators.

RULE 19. SECTION 1. Every club shall adopt uniforms for its players, but no player shall attach anything to the sole or heel of his shoes other than the ordinary base ball shoe plate.

SEC. 2. The catcher and first baseman are permitted to wear a glove or mitt of any size, shape or weight. All other players are restricted to the use of a glove or mitt weighing not over ten ounces, and measuring in circumference around the palm of the hand not over fourteen inches.

#### PLAYERS' BENCHES.

RULE 20. The Players' Benches must be furnished by the Home Club, and placed upon a portion of the ground outside of, and not nearer than twenty-five feet to, the players' lines. One such bench must be for the exclusive use of the visiting club, and one for the exclusive use of the home club, and the players of the competing teams shall be required to occupy their respective benches while not engaged in active play.

#### THE GAME.

RULE 21. SECTION 1. Every Championship game must be commenced not later than two hours before sunset.

SEC. 2. A Game shall consist of nine innings to each contesting nine, except that

(a) If the side first at bat scores less runs in nine innings than the other side has scored in eight innings, the game shall then terminate.

(b) If the side last at bat in the ninth innings scores the winning run before the third man is out, the game shall terminate.

#### A TIE GAME.

RULE 22. If the score be a tie at the end of nine innings, play shall be continued until one side has scored more runs than the other in an equal number of innings, provided that if the side last at bat scores the winning run before the third man is out the game shall terminate.

## A DRAWN GAME.

RULE 23. A Drawn Game shall be declared by the Umpire when he terminates a game on account of darkness or rain, after five equal innings have been played, if the score at the time is equal on the last even innings played; but (exception) if the side that went second to bat is then at the bat, and has scored the same number of runs as the other side, the Umpire shall declare the game drawn without regard to the score of the last equal innings.

## A CALLED GAME.

RULE 24. If the Umpire calls "Game" on account of darkness or rain at any time after five innings have been completed, the score shall be that of the last equal innings played, unless the side second at bat shall have scored one or more runs than the side first at bat, in which case the score of the game shall be the total number of runs made.

## A FORFEITED GAME.

RULE 25. A forfeited game shall be declared by the Umpire in favor of the club not in fault, at the request of such club, in the following cases:

SECTION 1. If the nine of a club fail to appear upon a field, or being upon the field, fail to begin the game within five minutes after the Umpire has called "Play," at the hour appointed for the beginning of the game, unless such delay in appearing or in commencing the game be unavoidable.

SEC. 2. If, after the game has begun, one side refuses or fails to continue playing, unless such game has been suspended or terminated by the Umpire.

SEC. 3. If, after play has been suspended by the Umpire, one side fails to resume playing within *one minute* after the Umpire has called "Play."

SEC. 4. If a team resorts to dilatory practice to delay the game.

SEC. 5. If, in the opinion of the Umpire, any one of these rules is wilfully violated.

SEC. 6. If, after ordering the removal of a player as authorized by Rule 59, Sec. 5, said order is not obeyed within one minute.

SEC. 7. In case the Umpire declares a game forfeited, he shall transmit a written notice thereof to the President of the Association within twenty-four hours thereafter.

## NO GAME.

RULE 26. "No Game" shall be declared by the Umpire if he shall terminate play on account of rain or darkness, before five innings on each side are completed, except in a case when



the game is called, and the club second at bat shall have more runs at the end of its fourth innings than the club first at bat has made in its five innings, then the Umpire shall award the game to the club having made the greatest number of runs, and it shall be a game and be so counted in the Championship record.

#### SUBSTITUTES.

**RULE 27. SECTION 1.** In every championship game each team shall be required to have present on the field, in uniform, one or more substitute players.

**SEC. 2.** Any such player may be substituted at any time by either club, but no player thereby retired shall thereafter participate in the game.

**SEC. 3.** The Base Runner shall not have a substitute run for him except by consent of the Captains of the contesting teams.

#### CHOICE OF INNINGS—CONDITION OF GROUND.

**RULE 28.** The choice of innings shall be given to the Captain of the Home Club, who shall also be the sole judge of the fitness of the ground for beginning a game after rain.

#### THE PITCHER'S POSITION.

**RULE 29.** The Pitcher shall take his position facing the Batsman with both feet square on the ground, and in front of the Pitcher's plate, but in the act of delivering the ball one foot must be in contact with the pitcher's plate, defined in Rule 8. He shall not raise either foot, unless in the act of delivering the ball, nor make more than one step in such delivery. He shall hold the ball, before the delivery, fairly in front of his body, and in sight of the Umpire. When the Pitcher feigns to throw the ball to a base he must resume the above position and pause momentarily before delivering the ball to the bat.

#### THE DELIVERY OF THE BALL—FAIR AND UNFAIR BALLS.

**RULE 30.** A Fair Ball is a ball delivered by the Pitcher while standing in his position, and facing the Batsman, the ball so delivered to pass over the Home Base, not lower than the Batsman's knee, nor higher than his shoulder.

**RULE 31.** An Unfair Ball is a ball delivered by the Pitcher, as in Rule 30, except that the ball does not pass over the Home Base, or does pass over the Home Base above the Batsman's shoulder or below the knee.

#### BALKING.

**RULE 32** A Balk shall be :

**SECTION 1.** Any motion made by the Pitcher to deliver the ball to the bat without delivering it.

SEC. 2. The holding of the ball by the Pitcher so long as to delay the game unnecessarily.

SEC. 3. Any motion in delivering the ball to the bat by the Pitcher while not in the position defined in Rule 29.

#### DEAD BALLS.

RULE 33. A Dead Ball is a ball delivered to the bat by the Pitcher that touches any part of the Batsman's person or clothing while standing in his position without being struck at; or any part of the Umpire's person or clothing, while on foul ground, without first passing the Catcher.

RULE 34. In case of a Foul Strike, Foul Hit ball not legally caught out, Dead Ball, or Base Runner put out for being struck by a fair hit ball, the ball shall not be considered in play until it is held by the Pitcher standing in his position, and the Umpire shall have called play.

#### BLOCK BALLS.

RULE 35. SECTION I. A Block is a batted or thrown ball that is touched, stopped or handled by any person not engaged in the game.

SEC. 2. Whenever a Block occurs the Umpire shall declare it, and Base Runners may run the bases without being put out until the ball has been returned to and held by the pitcher standing in his position.

SEC. 3. In the case of a Block, if the person not engaged in the game should retain possession of the ball, or throw or kick it beyond the reach of the Fielders, the Umpire should call "Time," and require each Base Runner to stop at the last base touched by him until the ball be returned to the pitcher standing in his position, and the Umpire shall have called play.

#### THE BATSMAN'S POSITION—ORDER OF BATTING.

RULE 36. The Batsmen must take their positions within the Batsmen's Lines, as defined in Rule 10, in the order in which they are named in the batting order, which batting order must be submitted by the Captains of the opposing teams to the Umpire before the game, and this batting order must be followed except in the case of a substitute player, in which case the substitute must take the place of the original player in the batting order. After the first inning the first striker in each inning shall be the batsman whose name follows that of the last man who has completed his turn—time at bat—in the preceding inning.

RULE 37. SECTION I. When their side goes to the bat the players must immediately return to the players' bench, as defined in Rule 20, and remain there until the side is put out, ex-

cept when batsmen or base runners ; provided, that the Captain and one assistant only may occupy the space between the Players' Lines and the Captain's Lines, to coach base runners.

SEC. 2. No playe of the side "at bat," except when batsman, shall occupy any portion of the space within the Catcher's Lines, as defined in Rule 3. The triangular space behind the Home Base is reserved for the exclusive use of Umpire, Catcher and Batsman, and the Umpire must prohibit any player of the side "at bat" from crossing the same at any time while the ball is in the hands of, or passing between the Pitcher and Catcher, while standing in their positions.

SEC. 3. The players of the side "at bat" must occupy the portion of the field allotted them, but must speedily vacate any portion thereof that may be in the way of the ball, or any Fielder attempting to catch or field it.

### THE BATTING RULES.

RULE 38. A Fair Hit is a ball batted by the Batsman, standing in his position, that first touches any part of the person of a player or umpire or falls within the foul lines, that (whether it first touches Foul or Fair Ground) bounds or rolls within the Foul Lines, between Home and First, or Home and Third Bases, without interference by a player.

RULE 39. A Foul Hit is a ball batted by the Batsman, standing in his position, that first touches the ground, any part of the person of a player, or any object behind either of the Foul Lines, or that strikes the person of such Batsman, while standing in his position, or batted by the Batsman, standing in his position, that (whether it first touches Foul or Fair Ground) bounds or rolls outside the Foul Lines, between Home and First or Home and Third Bases, without interference by a player: *Provided*, that a Foul Hit ball not rising above the Batsman's head, and caught by the Catcher playing within ten feet of the Home Base, shall be termed a Foul Tip.

RULE 40. A bunt hit is a deliberate attempt on the part of the Batsman to hit a ball slowly within the infield so that it cannot be fielded by any infielder in time to retire the batsman.

### BALLS BATTED OUTSIDE THE GROUNDS.

RULE 41. When a batted ball passes outside the grounds, the Umpire shall decide it Fair should it disappear within, or Foul should it disappear outside of, the range of the Foul Lines, and Rules 38 and 39 are to be construed accordingly.

RULE 42. A Fair batted ball that goes over the fence shall entitle the batsman to a home run, except that should it go over the fence at a less distance than two hundred and thirty-five feet from the Home Base, when he shall be entitled to two

bases only, and a distinctive line shall be marked on the fence at this point.

## STRIKES.

RULE 43. A strike is :

SECTION 1. A ball struck at by the Batsman without its touching his bat ; or

SEC. 2. A Fair Ball legally delivered by the Pitcher, but not struck at by the Batsman.

SEC. 3. Any obvious attempt to make a Foul Hit.

SEC. 4. A Foul Hit, other than a Foul Tip, made by the Batsman while attempting a bunt hit, as defined in Rule 40, that falls or rolls upon foul ground between Home Base and First Base or Home Base and Third Base.

SEC. 5. A ball struck at, if the ball touches any part of the Batsman's person.

SEC. 6. A ball tipped by the Batsman and caught by the catcher within the 10-foot lines.

RULE 44. A Foul Strike is a ball batted by the Batsman when any part of his person is upon ground outside the lines of the Batsman's position.

## THE BATSMAN IS OUT.

RULE 45. The Batsman is out :

SECTION 1. If he fails to take his position at the bat in his order of batting, unless the error be discovered and the proper Batsman takes his position before a time "at bat" recorded ; and in such case the balls and strikes called must be counted in the time "at bat" of the proper Batsman, and only the proper Batsman shall be declared out : *Provided*, this rule shall not take effect unless *the out* is declared before the ball is delivered to the succeeding Batsman, and no runs shall be scored or bases run, and further, no outs shall be counted other than that of the proper Batsman.

SEC. 2. If he fails to take his position within one minute after the Umpire has called for the Batsman.

SEC. 3. If he makes a Foul Hit other than a Foul Tip, as defined in Rule 39, and the ball be momentarily held by a Fielder before touching the ground, provided it be not caught in a Fielder's hat or cap, or touch some object other than a Fielder, before being caught.

SEC. 4. If he makes a Foul Strike.

SEC. 5. If he attempts to hinder the Catcher from fielding or throwing the ball by stepping outside the lines of his position, or otherwise obstructing or interfering with the player.

SEC. 6. If, while the First Base be occupied by a base runner, three strikes be called on him by the Umpire, except when two men are already out.

SEC. 7. If, after two strikes have been called, the Batsman obviously attempts to make a foul hit, as in Rule 43, Section 3.

SEC. 8. If, while attempting a third strike, the ball touches any part of the Batsman's person, in which case base runners occupying bases shall return, as prescribed in Rule 49, Section 5.

SEC. 9. If he hits a fly ball that can be handled by an infielder while first and second bases are occupied, or first, second and third, with only one out.

SEC. 10. If the third strike is called in accordance with Section 4, Rule 43, in such case the Umpire shall, as soon as the ball is hit, declare infield or outfield hit.

### BASE RUNNING RULES.

#### WHEN THE BATSMAN BECOMES A BASE RUNNER.

RULE 46. The Batsman becomes a Base Runner :

SECTION 1. Instantly after he makes a Fair Hit.

SEC. 2. Instantly after four balls have been called by the Umpire.

SEC. 3. Instantly after three strikes have been decided by the Umpire.

SEC. 4. If while he be a Batsman, without making any attempt to strike, his person—excepting hands or forearm, which makes it a dead ball—or clothing be hit by a ball from the Pitcher ; unless, in the opinion of the Umpire, he intentionally permits himself to be so hit.

SEC. 5. Instantly after an illegal delivery of a ball by the Pitcher.

#### BASES TO BE TOUCHED.

RULE 47. The Base Runner must touch each base in regular order, viz., First, Second, Third and Home Bases, and when obliged to return (except on a foul hit) must retouch the base or bases in reverse order. He shall only be considered as holding a base after touching it, and shall then be entitled to hold such base until he has legally touched the next base in order, or has been legally forced to vacate it for a succeeding Base Runner.

#### ENTITLED TO BASES.

RULE 48. The Base Runner shall be entitled, without being put out, to take the base in the following cases:

SECTION 1. If, while he was Batsman, the Umpire called four balls.

SEC. 2. If the Umpire awards a succeeding batsman a base on four balls, or for being hit with a pitched ball, or in case of an illegal delivery—as in Rule 46, Section 5—and the Base Runner is thereby forced to vacate the base held by him.

SEC. 3. If the Umpire calls a "balk."

SEC. 4. If a ball, delivered by the Pitcher, pass the Catcher and touch the Umpire, or any fence or building within ninety feet of the Home Base.

SEC. 5. If, upon a fair hit, the ball strikes the person or clothing of the Umpire on fair ground.

SEC. 6. If he be prevented from making a base by the obstruction of an adversary,

SEC. 7. If the Fielder stop or catch a batted ball with his hat or any part of his dress.

#### RETURNING TO BASES.

RULE 49. The Base Runner shall return to his base. and shall be entitled to so return without being put out:

SECTION 1. If the Umpire declares a Foul Tip (as defined in Rule 39), or any other Foul Hit not legally caught by a fielder.

SEC. 2. If the Umpire declares a Foul Strike.

SEC. 3. If the Umpire declares a Dead Ball, unless it be also the fourth Unfair Ball and he be thereby forced to take the next base, as provided in Rule 48, Section 2.

SEC. 4. If the person or clothing of the Umpire interferes with the Catcher, or he is struck by a ball thrown by the Catcher to intercept a Base Runner.

SEC. 5. The Base Runner shall return to his base, if, while attempting a strike, the ball touches any part of the Batsman's person.

#### WHEN BASE RUNNERS ARE OUT.

RULE 50. The Base Runner is out:

SECTION 1. If, after three strikes have been declared against him while Batsman, and the Catcher fail to catch the third strike ball, he plainly attempts to hinder the Catcher from fielding the ball.

SEC. 2. If, having made a Fair Hit while Batsman, such fair hit ball be momentarily held by a Fielder, before touching the ground, or any object other than a Fielder: *Provided*, it be not caught in a Fielder's hat or cap.

SEC. 3. If, when the Umpire has declared three strikes on him, while Batsman, the third strike ball be momentarily held by a Fielder before touching the ground: *Provided*, it be not caught in a Fielder's hat or cap, or touch some object other than a Fielder, before being caught.

SEC. 4. If, after Three Strikes or a Fair Hit, he be touched with the ball in the hand of a Fielder *before* he shall have touched First Base.

SEC. 5. If, after Three Strikes or a Fair Hit, the ball be securely held by a Fielder, while touching First Base with any part of his person, *before* such Base Runner touches First Base.

SEC. 6. If, in running the last half of the distance from Home Base to First Base, while the ball is being fielded to First



Base, he runs outside the three-foot lines, as defined in Rule 7, unless to avoid a Fielder attempting to field a Batted Ball.

SEC. 7. If, in running from First to Second Base, from Second to Third Base, or from Third to Home Base, he runs more than three feet from a direct line between such bases, to avoid being touched by the ball in the hands of a Fielder; but in case a Fielder be occupying the Base Runner's proper path, in attempting to field a batted ball, then the Base Runner shall run out of the path, and behind said Fielder, and shall not be declared out for so doing.

SEC. 8. If he fails to avoid a Fielder attempting to field a batted ball, in the manner described in Sections 6 and 7 of this Rule; or if he in any way obstructs a Fielder attempting to field a batted ball, or intentionally interferes with a thrown ball: *Provided*, that if two or more Fielders attempt to field a batted ball, and the Base Runner comes in contact with one or more of them, the Umpire shall determine which Fielder is entitled to the benefit of this rule, and shall not decide the Base Runner out for coming in contact with any other fielder.

SEC. 9. If, at any time while the ball is in play, he be touched by the ball in the hands of a Fielder, unless some part of his person is touching a base he is entitled to occupy: *Provided*, the ball be held by the Fielder after touching him; but (exception as to First Base), in running to First Base he may overrun said base, without being put out for being off said base, after first touching it, provided he returns at once and retouches the base, after which he may be put out as at any other base. If, in overrunning First Base, he also attempts to run to Second Base, or, after passing the base he turns to his left from the foul line, he shall forfeit such exemption from being put out.

SEC. 10. If, when a Fair or Foul Hit ball (other than a foul tip as referred to in Rule 39) is legally caught by a Fielder, such ball is legally held by a Fielder on the base occupied by the Base Runner when such ball was struck (or the Base Runner be touched with the ball in the hands of a Fielder), before he retouches said base after such Fair or Foul Hit ball was so caught: *Provided*, that the Base Runner shall not be out in such case, if, after the ball was legally caught as above, it be delivered to the bat by the Pitcher before the Fielder holds it on said base, or touches the Base Runner with it; but if the Base Runner in attempting to reach a base, detaches it before being touched or forced out, he shall be declared safe.

SEC. 11. If, when a Batsman becomes a Base Runner, the First Base, or the First and Second Bases, or the First, Second and Third Bases, be occupied, any Base Runner so occupying a base shall cease to be entitled to hold it, until any following Base Runner is put out, and may be put out at the next base or

by being touched by the ball in the hands of a Fielder in the same manner as in running to First Base, at any time before any following Base Runner is put out.

SEC. 12. If a Fair Hit ball strike him *before touching the Fielder*, and in such case no base shall be run unless forced by the Batsman becoming a base runner, and no run shall be scored ; or any other Base Runner put out.

SEC. 13. If, when running to a base or forced to return to a base, he fail to touch the intervening base or bases, if any, in the order prescribed in Rule 47, he may be put out at the base he fails to touch, or being touched by the ball in the hands of a Fielder, in the same manner as in running to First Base : *Provided*, that the Base Runner shall not be out in such case if the ball be delivered to the bat by the Pitcher before the Fielder holds it on said base or touches the Base Runner with it.

SEC. 14. If, when the Umpire calls "Play," after any suspension of a game, he fails to return to and touch the base he occupied when "Time" was called before touching the next base : *Provided*, the Base Runner shall not be out in such case if the ball be delivered to the bat by the Pitcher before the Fielder holds it on said base or touches the Base Runner with it.

#### WHEN BATSMAN OR BASE RUNNER IS OUT.

RULE 51. The Umpire shall declare the Batsman or Base Runner out, without waiting for an appeal for such decision, in all cases where such player is put out in accordance with these rules, except as provided in Rule 50, Sections 10 and 14.

#### COACHING RULES.

RULE 52. The coaches shall be restricted to coaching the Base Runner only, and shall not be allowed to address any remarks except to the Base Runner, and then only in words of necessary direction ; and shall not use language which will in any manner refer to or reflect upon a player of the opposing club, the Umpire or the spectators, and not more than two coaches, who may be one player participating in the game and any other player under contract to it, in the uniform of either club, shall be allowed at any one time. To enforce the above, the Captain of the opposite side may call the attention of the Umpire to the offence, and upon a repetition of the same, the offending player shall be debarred from further participation in the game and shall leave the playing field forthwith.

#### THE SCORING OF RUNS.

RULE 53. One run shall be scored every time a Base Runner, after having legally touched the first three bases, shall touch the Home Base before three men are put out by (exception). If the third man is forced out, or is put out before reaching First Base, a run shall not be scored.

## THE UMPIRE.

RULE 54. The Umpire shall not be changed during the progress of a game, except for reason of illness or injury.

## HIS POWERS AND JURISDICTION.

RULE 55. SECTION I. The Umpire is master of the Field from the commencement to the termination of the game, and is entitled to the respect of the spectators, and any person offering any insult or indignity to him must be promptly ejected from the grounds.

SEC. 2. He must be invariably addressed by the players as Mr. Umpire; and he must compel the players to observe the provisions of all the Playing Rules, and he is hereby invested with authority to order any player to do or omit to do any act as he may deem necessary, to give force and effect to any and all such provisions.

## SPECIAL DUTIES.

RULE 56. The Umpire's duties shall be as follows:

SECTION I. The Umpire is the sole and absolute judge of play. In no instance shall any person; except the Captain of the competing teams, be allowed to address him or question his decisions, and they can only question him on an interpretation of the Rules. No Manager or any other officer of either club shall be permitted to go on the field or address the Umpire, under a penalty of a forfeiture of a game.

SEC. 2. Before the commencement of a Game, the Umpire shall see that the rules governing all the materials of the Game are strictly observed. He shall ask the Captain of the Home Club whether there are any special ground rules to be enforced, and if there are, he shall see that they are duly enforced, provided they do not conflict with any of these rules.

SEC. 3. The Umpire must keep the contesting nines playing constantly from the commencement of the game to its termination, allowing such delays only as are rendered unavoidable by accident, injury or rain. He must, until the completion of the game, require the players of each side to promptly take their positions in the field as soon as the third man is put out, and must require the first striker of the opposite side to be in his position at the bat as soon as the fielders are in their places.

SEC. 4. The Umpire shall count and call every "Unfair Ball" delivered by the Pitcher, and every "Dead Ball," if also an unfair ball, as a "Ball," and he shall count and call every "Strike." Neither a "Ball" nor a "Strike" shall be counted or called until the ball has passed the Home Base. He shall also declare every "Dead Ball," "Block," "Foul Hit," "Foul Strike," and "Balk," "Infield" or "Outfield Hit," as prescribed in Rule 45, Section 9.

## CALLING "PLAY" AND "TIME."

RULE 57. The Umpire must call "Play" promptly at the hour designated by the Home Club, and on the call of "Play" the game must immediately begin. When he calls "Time" play shall be suspended until he calls "Play" again, and during the interim no player shall be put out, base be run or run be scored. The Umpire shall suspend play only for an accident to himself or a player (but in case of accident to a Fielder "Time" shall not be called until the ball be returned to and held by the Pitcher, standing in his position), or in case rain falls so heavily that the spectators are compelled, by the severity of the storm, to seek shelter, in which case he shall note the time of suspension, and should such rain continue to fall thirty minutes thereafter, he shall terminate the game; or to enforce order in case of annoyance from spectators.

RULE 58. The Umpire is only allowed, by the Rules, to call "Time" in case of an accident to himself or a player, a "Block" as referred to in Rule 35, Section 3, or in case of rain, as defined by the rule.

## INFLECTING FINES.

RULE 59. The Umpire is empowered to inflict fines of not less than \$25.00, nor more than \$100.00, for the first offence, on players during the progress of a game, as follows:

SECTION 1. For vulgar, indecent or other improper conduct or language.

SEC. 2. For the Captain or Coacher wilfully failing to remain within the legal bounds of his position, except upon an appeal by the captain from the Umpire's decision upon a misinterpretation of the rules.

SEC. 3. For the disobedience by a player of any other of his orders, or for any other violation of these rules.

SEC. 4. Immediately upon notification by the Umpire that a fine has been imposed upon any Manager, Captain or player, the Secretary shall forthwith notify the person so fined, and also the club of which he is a member, and in the event of the failure of the person so fined to pay to the Secretary the amount of said fine within five days of notice, he shall be debarred from participation in any championship game until such fine is paid.

SEC. 5. The Umpire may remove a player from the playing field for a violation of Section 1 of this rule, in addition to a fine, but under no circumstances shall he remove a player for a violation of Section 2 of this Rule, unless upon a repetition of the offence prescribed therein.

## FIELD RULES.

RULE 60. No club shall allow open betting or pool-selling upon its ground, nor in any building owned or occupied by it.

RULE 61. No person shall be allowed upon any part of the field during the progress of the game in addition to the players in uniform, the Manager on each side and the Umpire; except such officers of the law as may be present in uniform, and such officials of the Home Club as may be necessary to preserve the peace.

RULE 62. No Umpire, Manager, Captain or player shall address the spectators during the progress of a game, except in case of necessary explanation.

RULE 63. Every Club shall furnish sufficient police force upon its own grounds to preserve order, and in the event of a crowd entering the field during the progress of a game, and interfering with the play in any manner, the Visiting Club may refuse to play further until the field be cleared. If the ground be not cleared within fifteen minutes thereafter, the Visiting Club may claim, and shall be entitled to, the game by a score of nine runs to none (no matter what number of innings have been played).

#### GENERAL DEFINITIONS.

RULE 64. "Play" is the order of the Umpire to begin the game, or to resume play after its suspension.

RULE 65. "Time" is the order of the Umpire to suspend play. Such suspension must not extend beyond the day of the game.

RULE 66. "Game" is the announcement by the Umpire that the game is terminated.

RULE 67. An "Inning" is the term at bat of the nine players representing a Club in a game, and is completed when three of such players have been put out, as provided in these rules.

RULE 68. A "Time at Bat" is the term at bat of a Batter. It begins when he takes his position, and continues until he is put out or becomes a base runner; except when, because of being hit by a pitched ball, or in case of an illegal delivery by the Pitcher, or in case of a sacrifice hit purposely made to the infield which, not being a base hit, advances a base runner without resulting in a put out, except to the Batter, as in Rule 45.

RULE 69. "Legal" or "Legally" signifies as required by these Rules.

#### SCORING.

RULE 70. In order to promote uniformity in scoring championship games the following instructions, suggestions and definitions are made for the benefit of scorers, and they are required to make all scores in accordance therewith.

#### BATTING.

SECTION I. The first item in the tabulated score, after the player's name and position, shall be the number of times he has been at bat during game. The time or times when the

player has been sent to base by being hit by a pitched ball, by the Pitcher's illegal delivery, or by a base on balls, shall not be included in this column.

SEC. 2. In the second column should be set down the runs made by each player.

SEC. 3. In the third column should be placed the first base hits made by each player. A base hit should be scored in the following cases:

When the ball from the bat strikes the ground within the foul lines, and out of reach of the Fielders.

When a hit ball is partially or wholly stopped by a Fielder in motion, but such player cannot recover himself in time to handle the ball before the striker reaches First Base.

When a hit ball is hit so sharply to an infielder that he cannot handle it in time to put out the Batsman. In case of doubt over this class of hits, score a base hit, and exempt the Fielder from the charge of an error.

When a ball is hit so slowly toward a Fielder that he cannot handle it in time to put out the Batsman.

That in all cases where a Base Runner is retired by being hit by a batted ball, the Batsman should be credited with a base hit,

When a batted ball hits the person or clothing of the Umpire, as defined in Rule 48, Section 5.

SEC. 4. In the fourth column shall be placed Sacrifice Hits, which shall be credited to the Batsman, who, when no one is out, or when but one man is out, advances a Runner a base by a bunt sacrifice hit, which results in putting out the Batsman, or would so result if the ball were handled without error.

#### FIELDING.

SEC. 5. The number of opponents put out by each player shall be set down in the fifth column. Where a Batsman is given out by the Umpire for a foul strike, or where the Batsman fails to bat in proper order, the put out shall be scored to the Catcher.

SEC. 6. The number of times the player assists shall be set down in the sixth column. An assist should be given to each player who handles the ball in assisting a run out or other play of the kind.

An assist should be given to a player who makes a play in time to put a Runner out, even if the player who could complete the play fails, through no fault of the player assisting.

And generally an assist should be given to each player who handles or assists in any manner in handling the ball from the time it leaves the bat until it reaches the player who makes the put out, or in case of a thrown ball, to each player who throws or handles it cleanly, and in such a way that a put out results, or would result if no error were made by the receiver.



## ERRORS.

SEC. 7. An error shall be given in the seventh column for each misplay which allows the striker or base runner to make one or more bases when perfect play would have insured his being put out, except that "wild pitches," "base on balls," bases on the Batsman being struck by a "pitched ball," or in case of illegal pitched balls, balks and passed balls, shall not be included in said column. In scoring errors of batted balls see Section 3 of this Rule.

SEC. 8. Stolen Bases shall be scored as follows:

Any attempt to steal a base must go to the credit of the Base Runner, whether the ball is thrown wild or muffed by the fielder, but any manifest error is to be charged to the fielder making the same. If the Base Runner advances another base he shall not be credited with a stolen base, and the fielder allowing the advancement is also to be charged with an error. If the Base Runner makes a start and a battery error is made, the runner secures the credit of a stolen base, and the battery error is scored against the player making it. Should a Base Runner overrun a base and then be put out, he shall receive the credit for the stolen base. If a Base Runner advances a base on a fly out, or gains two bases on a single base hit, or an infield out, or attempted out, he shall be credited with a stolen base, provided there is a possible chance and a palpable attempt made to retire him.

## EARNED RUNS.

SEC. 9. An earned run shall be scored every time the player reaches the home base unaided by errors before chances have been offered to retire the side.

## THE SUMMARY.

RULE 71. The Summary shall contain:

SECTION 1. The number of earned runs made by each side.

SEC. 2. The number of two-base hits made by each player.

SEC. 3. The number of three-base hits made by each player.

SEC. 4. The number of home runs made by each player.

SEC. 5. The number of bases stolen by each player.

SEC. 6. The number of double and triple plays made by each side, and the names of the players assisting in the same.

SEC. 7. The number of men given bases on called balls by each Pitcher.

SEC. 8. The number of men given bases from being hit by pitched balls.

SEC. 9. The number of men struck out.

SEC. 10. The number of passed balls by each Catcher.

SEC. 11. The number of wild pitches by each Pitcher.

SEC. 12. The time of Game.

SEC. 13. The name of the Umpire.

# INDEX TO RULES AND REGULATIONS.

	RULE.
The Ground, . . . . .	1
The Field, . . . . .	2
Catcher's Lines, . . . . .	3
Foul Lines, . . . . .	4
Players' Lines, . . . . .	5
The Captain's and Coachers' Lines, . . . . .	6
Three-foot Line, . . . . .	7
Pitcher's Plate, . . . . .	8
The Bases, . . . . .	9
Batsman's Lines, . . . . .	10
The Home Base, . . . . .	11
First, Second and Third Bases,, . . . . .	12
Lines must be Marked, . . . . .	13
The Ball, . . . . .	14
Weight and Size, . . . . . (1)	14
Number Balls Furnished, . . . . . (2)	14
Furnished by Home Club, . . . . . (3)	14
Replaced if Injured, . . . . . (4)	14
The Bat, . . . . .	15
Material of . . . . . (1)	15
Shape of . . . . . (2)	15

## THE PLAYERS AND THEIR POSITIONS.

Number of Players in Game, . . . . .	16
Players' Positions, . . . . .	17
Players not to Sit with Spectators, . . . . .	18
Club Uniforms, . . . . . (1)	19
Gloves, . . . . . (2)	19
Players' Benches, . . . . .	20

## THE GAME.

Time of Championship Game, . . . . . (1)	21
Number of Innings, . . . . . (2)	21
Termination of Game, . . . . . (a)	21
The Winning Run, . . . . . (b)	21
A Tie Game, . . . . .	22
A Drawn Game, . . . . .	23
A Called Game, . . . . .	24
A Forfeited Game, . . . . .	25
Failure of the Nine to Appear, . . . . . (1)	25
Refusal of One Side to Play, . . . . . (2)	25
Failure to Resume Playing, . . . . . (3)	25
If a Team Resorts to Dilatory Practice, . . . . . (4)	25
Wilful Violation, . . . . . (5)	25
Disobeying Order to Remove Player, . . . . . (6)	25
Written Notice to President, . . . . . (7)	25
No Game, . . . . .	26
Substitutes, . . . . .	27

	RULE.	
One or more substitute players,	(1)	27
Extra Player,	(2)	27
Base Runner	(3)	27
Choice of Innings—Condition of Grounds,		28
The Pitcher's Position,		29
Delivery of the Ball—Fair Ball,		30
Unfair Ball,		31
Balking,		32
Motion to Deceive,	(1)	32
Delay by Holding,	(2)	32
Pitcher Outside of Lines,	(3)	32
A Dead Ball,		33
A Foul Strike,		34
Block Balls,		35
Stopped by Person not in Game,	(1)	35
Ball Returned,	(2)	35
Base Runner must Stop,	(3)	35
The Batsman's Position—Order of Batting,		36
Where Players must Remain,	(1)	37
Space Reserved for Umpire.	(2)	37
Space Allotted Players "at Bat,"	(3)	37
Batting Rules—Fair Hit,		38
Foul Hit,		39
Bunt Hit,		40
Batted Ball Outside Grounds,		41
A Fair Batted Ball,		42
Strikes,		43
Ball Struck at by Batsman,	(1)	43
Fair Ball Delivered by Pitcher.	(2)	43
Attempt to Make Foul Hit,	(3)	43
Foul Hit while Attempting a Bunt Hit,	(4)	43
Ball Struck at after Touching Batsman's Person,	(5)	43
Ball Tipped by Batsman,	(6)	43
A Foul Strike,		44
The Batsman is Out,		45
Failing to Take Position at Bat in Order,	(1)	45
Failure to Take Position within One Minute after being called,	(2)	45
If He Makes a Foul Hit,	(3)	45
If He Makes a Foul Strike,	(4)	45
Attempt to Hinder Catcher,	(5)	45
Three Strikes Called by Umpire,	(6)	45
Attempt to Make a Foul Hit After Two Strikes have been Called,	(7)	45
If Ball Hits Him While Making Third Strike,	(8)	45
If He Hits a Fly Ball that can be Handled by Infielder while First Base Occupied with Only One Out,	(9)	45
If Third Strike is Called,	(10)	45

# BASE RUNNING RULES.

	RULE.
The Batsman Becomes a Base Runner,	46
After a Fair Hit,	(1) 46
After Four Balls are Called,	(2) 46
After Three Strikes are Declared,	(3) 46
If Hit by Ball While at Bat,	(4) 46
After Illegal Delivery of Ball,	(5) 46
Bases to be Touched,	47
Entitled to Bases,	48
If Umpire Call Four Balls,	(1) 48
If Umpire Award Succeeding Batsman Base,	(2) 48
If Umpire Calls Balk,	(3) 48
If Pitcher's Ball Passes Catcher,	(4) 48
Ball Strikes Umpire,	(5) 48
Prevented from Making Base,	(6) 48
Fielder Stops Ball,	(7) 48
Returning to Bases,	49
If Foul Tip,	(1) 49
If Foul Strike,	(2) 49
If Dead Ball,	(3) 49
If Person of Umpire Interferes with Catcher,	(4) 49
If the Ball Touches the Batsman's Person,	(5) 49
Base Runner Out,	50
Attempt to Hinder Catcher from Fielding Ball,	(1) 50
If Fielder Hold Fair Hit Ball,	(2) 50
Third Strike Ball Held by Fielder,	(3) 50
Touched with Ball After Three Strikes,	(4) 50
Touching First Base,	(5) 50
Running from Home Base to First Base,	(6) 50
Running from First to Second Base,	(7) 50
Failure to Avoid Fielder,	(8) 50
Touched by Ball While in Play,	(9) 50
Fair or Foul Hit Caught by Fielder,	(10) 50
Batsman Becomes a Base Runner,	(11) 50
Touched by Hit Ball Before Touching Fielder,	(12) 50
Running to Base,	(13) 50
Umpire Calls Play,	(14) 50
When Batsman or Base Runner is Out,	51
Coaching Rules,	52
Scoring of Runs,	53

## THE UMPIRE.

The Umpire	54
When Master of the Field,	(1) 55
Must Compel Observance of Playing Rules,	(2) 55
Special Duties,	56
Is Sole Judge of Play,	(1) 56
Shall See Rules Observed before Commencing Game,	(2) 56

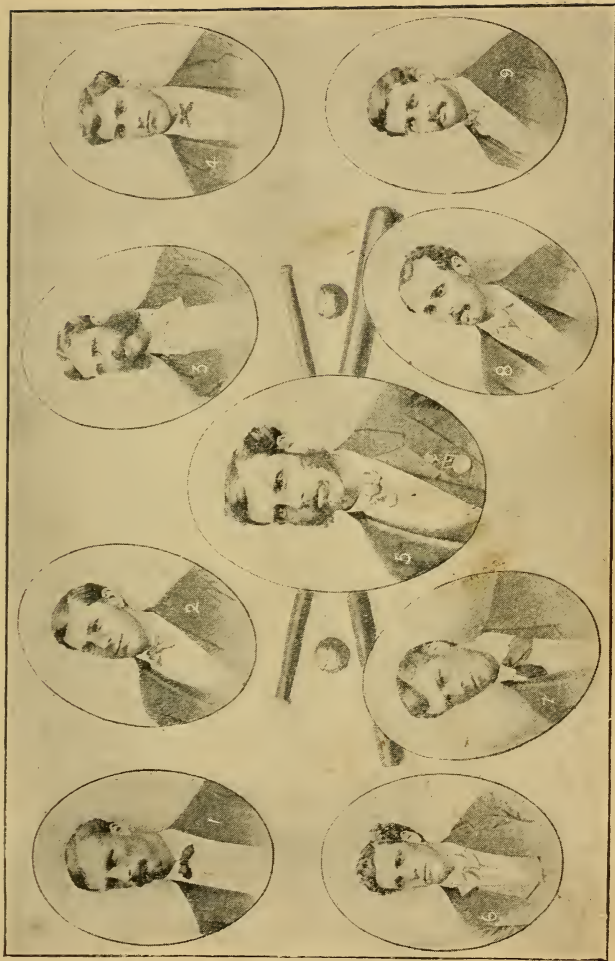
	RULE.	
Must Keep Contesting Nines Playing, . . . . .	(3)	56
Must Count and Call Balls, . . . . .	(4)	56
Umpire Must Call Play, . . . . .		57
Umpire Allowed to Call Time, . . . . .		58
Umpire is Empowered to Inflict Fines, . . . . .		59
For Indecent Language, . . . . .	(1)	59
Wilful Failure of Captain to Remain within Bounds, . . . . .	(2)	59
Disobedience of a Player, . . . . .	(3)	59
Shall Notify Captain, . . . . .	(4)	59
Repetition of Offences, . . . . .	(5)	59

### FIELD RULES.

No Club Shall Allow Open Betting, . . . . .	60
Who Shall be Allowed in the Field, . . . . .	61
Audience Shall Not be Addressed, . . . . .	62
Every Club shall Furnish Police Force, . . . . .	63

### GENERAL DEFINITIONS.

Play, . . . . .	64
Time, . . . . .	65
Game, . . . . .	66
An Inning, . . . . .	67
A Time at Bat, . . . . .	68
Legal, . . . . .	69
Scoring, . . . . .	70
Batting, . . . . .	(1) 70
Runs Made, . . . . .	(2) 70
Base Hits, . . . . .	(3) 70
Sacrifice Hits, . . . . .	(4) 70
Fielding, . . . . .	(5) 70
Assists, . . . . .	(6) 70
Errors, . . . . .	(7) 70
Stolen Bases, . . . . .	(8) 70
Earned Runs, . . . . .	(9) 70
The Summary, . . . . .	71
Number of Earned Runs, . . . . .	(1) 71
Number of Two Base Hits, . . . . .	(2) 71
Number of Three Base Hits, . . . . .	(3) 71
Number of Home Runs, . . . . .	(4) 71
Number of Stolen Bases, . . . . .	(5) 71
Number of Double and Triple Plays, . . . . .	(6) 71
Bases on Called Balls, . . . . .	(7) 71
Bases From being Hit, . . . . .	(8) 71
Men Struck Out, . . . . .	(9) 71
Passed Balls, . . . . .	(10) 71
Wild Pitches, . . . . .	(11) 71
Time of Game, . . . . .	(12) 71
Name of Umpire, . . . . .	(13) 71



The Famous Red Stockings of 1869.





Rock Island-Moline. Champions of the Western Association, '94.



Sioux City Base Ball Club. Champions of the Western League, '94.



Petersburg Base Ball Club. Champions of the Virginia League, '94.

## Rules Appendix.

We have very little to comment upon this year in regard to the amendments made to the playing rules of the game, alike by the special committee appointed to revise them, or by the committee of the whole who do the final work of revision. No improvement in this branch of League legislative work, too, may be looked for until a regular and permanent committee of rules be appointed, with President Young as its continuous chairman, aided by the chief of the umpire staff, Harry Wright, and one member of the League, a member like Mr. Byrne, who has done more since he has been in the League to really improve the game than any other of the several members of the rules committee since 1891. Moreover, the report sent in by this proposed permanent committee of rules should not be changed by the committee of the whole at the spring meetings except by a two-thirds vote. As it is now, the whole business would likely be spoiled by the final revision made by a simple majority vote.

The changes made by the committee of 1894, in several instances did not improve the game at all. The amendment made to the bat rule, which removed the restrictions as to size, was absurd. The League did well to throw it out. The gain in the diameter of the bat, though small, will have its effect on the batting. A quarter of an inch is not much, but it will tell. The abolition of the "mitt," except for catchers and first basemen, was a good move, as was the introduction of a penalty for the failure of umpires to prevent "kicking." One change introduces a new experiment, and that is the call of a strike on every foul tip caught on the fly. The calls of strikes will be more numerous than ever, viz., the regular strikes, the strikes on foul bunts and on foul tips.

As to the change made in the pitcher's plate, nothing was gained by it. The pitcher will still violate the rule requiring him to have his foot in contact with the rubber plate, as he did last year. He cannot get a firm foothold by placing his foot on the rubber. What was wanted was a hollow, oblong square, 12 x 36 inches, in which the pitcher could have obtained a good, firm foothold within the box, and not as now, outside of it, as he now has to, to secure a good standpoint for his pivot foot outside of the box.

Not a single change was made in the badly-worded scoring rules, and in consequence the same old premium for record batting is offered to every "fungo" hitter in the ranks. Each member of the committee still walks in the same old rut in this respect.

One of the best changes was the following: Rule 59 reads now so that players using "vulgar, indecent, or other improper language" shall be fined \$25 and \$100, instead of \$5 and \$25. In Rule 59, Section 4 was stricken out and the following substituted: "Upon notification from an umpire that a fine has been imposed upon any manager, captain or player, the secretary shall forthwith notify the person so fined, and also the club of which he is a member, and in the event of the failure of the person so fined to pay the amount within five days, he shall be debarred from participating in any championship game until such fine is paid."

The committee still retained that problem in mathematics contained in the first rule, a description of how to lay out a field which would puzzle a Yale quarterback.

The change made in Rule 45, Section 1, is a good one. Only the batsman who has failed to bat in his proper turn can be declared out, not those who have batted out of turn in consequence of the former's error.

It will now cost a kicker \$25 at least, for indulging in his "hustling" tactics.

That was a much-needed resolution adopted by the League forbidding any club from paying a single fine inflicted on a player.

# NATIONAL LEAGUE AND AMERICAN ASSOCIATION SCHEDULE.

SEASON OF 1895.

CLUBS.	In Boston.	In Brooklyn.	In New York	In Philadel'a	In Baltimore	In Wash'g'n.	In Pittsb'rg'h	In Cleveland	In Cincinnati	In L'uiv's'e	In Chicago	In St. L'u'is
Boston...	..... ..... .....	July 3, 4, 4 Sept. 23, 24, 25	Apr. 24, 25, 26 Sept. 11, 12, 14	June 29 July 1, 2 Aug. 16, 17, 19	Apr. 27, 29, 30 Aug. 13, 14, 15	Apr. 20, 22, 23 Sept. 27, 28, 30	May 23, 24, 25 July 6, 8, 9	May 13, 14, 15 July 25, 26, 27	May 20, 21, 22 July 15, 16, 17	May 16, 17, 18 July 10, 11, 13	May 9, 10, 11 July 18, 19, 20	May 6, 7, 8 July 22, 23, 24
Brooklyn.	June 19, 20, 21 Aug. 6, 7, 8	..... ..... .....	Apr. 18, 20, 22 Aug. 2, 5, 17	July 30, 31 Aug. 1 Sept. 27, 28, 30	Apr. 24, 25, 26 Sept. 11, 12, 14	Apr. 27, 29, 30 Sept. 16, 17, 18	May 6, 7, 8 July 10, 11, 13	May 20, 21, 22 July 18, 19, 20	May 9, 10, 11 July 6, 7, 8	May 23, 25, 26 July 14, 15, 16	May 16, 18, 19 July 21, 22, 23	May 12, 13, 14 July 25, 27, 28
New York	June 22, 24, 25 Sept. 19, 20, 21	June 29 July 1, 2 Aug. 3, 16, 19	..... ..... .....	May 2, 3, 4 Aug. 13, 14, 15	June 26, 27, 28 Aug. 9, 10, 12	July 30, 31 Aug. 1 Sept. 23, 24, 25	May 16, 17, 18 July 25, 26, 27	May 23, 24, 25 July 10, 11, 13	May 6, 7, 8 July 22, 23, 24	May 9, 10, 11 July 18, 19, 20	May 13, 14, 15 July 6, 8, 9	May 20, 21, 22 July 15, 16, 17
Philadel- phia.	June 26, 27, 28 Aug. 2, 3, 5	June 22, 24, 25 Aug. 9, 10, 12	Apr. 27, 29, 30 Sept. 16, 17, 18	..... ..... .....	Apr. 18, 20, 22, Sept. 23, 24, 25	Apr. 24, 25, 26 July 3 Sept. 11, 12	May 13, 14, 15 July 18, 19, 20	May 16, 17, 18 July 6, 8, 9	May 23, 24, 25 July 25, 26, 27	May 6, 7, 8 July 22, 23, 24	May 20, 21, 22 July 15, 16, 17	May 9, 10, 11 July 11, 12, 13
Baltimore	July 30, 31 Aug. 1 Sept. 16, 17, 18	May 1, 2, 4 Sept. 19, 20, 21	July 3, 4, 4 Sept. 27, 28, 30	June 19, 20, 21 Aug. 6, 7, 8	..... ..... .....	June 24, 25 July 1 Aug. 2, 5, 16	May 9, 10, 11 July 22, 23, 24	May 6, 7, 8 July 15, 16, 17	May 12, 13, 14 July 18, 20, 21	May 20, 21, 22 July 25, 27, 28	May 23, 25, 26 July 11, 13, 14	May 16, 18, 19 July 6, 7, 8
Washing- ton,	April 19 May 2, 4 Aug. 9, 10, 12	June 26, 27, 28 Aug. 13, 14, 15	June 19, 20, 21 Aug. 6, 7, 8	July 4, 4, Sept. 14, 19, 20, 21	June 22, 29 July 2 Aug. 3, 17, 23	..... ..... .....	May 20, 21, 22 Sept. 7, 7, 9	May 9, 10, 11 July 22, 23, 24	May 16, 18, 19 July 10, 13, 14	May 12, 13, 14 July 6, 7, 8	May 6, 7, 8 July 25, 27, 28	May 24, 25, 26 July 19, 20, 21



CLUBS.	In Boston.	In Brooklyn.	In New York.	In Philadel'a	In Baltimore.	In Wash'g'n.	In Pittsbrgh	In Cleveland	In Cincinnati	In L'uiv'e Chicago	In St. L'uis
Pitts- burgh.	June 6, 6, 7 Aug. 24, 26, 27	June 1, 4, 10 Aug. 20, 22 Sept. 5	June 3, 8, 11 Aug. 21 Sept. 4, 6	June 15, 17, 18 Aug. 31 Sept. 2, 3	June 12, 13, 14 Aug. 28, 29, 30	May 28, 30, 30 July 16, 17 Aug. 19	..... ..... .....	July 1, 2, 3 Aug. 1, 2, 3	Apr. 23, 24, 25 Aug. 12, 13, 14	June 24, 25, 26 15, 16, 17	April 26, 27, 29 Sept. 26, 27, 28
Cleveland	June 15, 17, 18 Aug. 28, 29, 30	May 30, 30 June 13 Aug. 31 Sept. 4, 6	May 28 June 13, 14 Sept. 2, 2, 5	June 8, 10, 11 Aug. 24, 26, 27	June 1, 3, 4 Sept. 7, 9, 10	June 5, 6, 7 Aug. 20, 21, 22	July 4, 4, 5 Sept. 19, 20, 21	..... ..... .....	Apr. 27, 28, 29 Sept. 26, 28, 29	June 20, 22, 23 Aug. 8, 9, 10	April 23, 24, 25 Sept. 12, 14, 15
Cincin- nati.	June 1, 3, 4 Aug. 31 Sept. 2, 2	June 5, 7, 17 Aug. 29 Sept. 7, 10	June 6, 15, 18 Aug. 28, 30 Sept. 9	May 28, 30, 30 Aug. 20, 21, 22	June 8, 10, 11 Aug. 24, 26, 27	June 12, 13, 14 Sept. 4, 5, 6	May 1, 2, 4 Sept. 11, 12, 14	Aug. 15, 16, 17 Sept. 16, 17, 18	July 1, 2, 3 Aug. 1, 3 Sept. 22	July 4, 4, 5 Aug. 5, 6, 7	June 20, 22, 23 Sept. 23, 24, 25
Louisville	June 8, 10, 11 Aug. 20, 21, 22	June 6, 15, 18 Aug. 26, 28, 30	June 5, 7, 17 Aug. 24, 27, 29	June 12, 13, 14 Sept. 7, 7, 9	May 28, 30, 30 Sept. 4, 5, 6	June 1, 3, 4 Aug. 31 Sept. 2, 3	June 19, 20, 22 Aug. 8, 9, 10	June 24, 25, 26 Aug. 5, 6, 7	June 27, 29, 30 Aug. 4 Sept. 19, 21	May 2, 4, 5 Sept. 12, 14, 15	July 4, 4, 5 Aug. 16, 17, 18
Chicago..	June 12, 13, 14 Sept. 4, 5, 6	May 28 June 8, 11 Sept. 2, 2, 9	May 30, 30 June 10 Aug. 31 Sept. 7, 10	June 1, 3, 4 Aug. 28, 29, 30	June 5, 6, 7 Aug. 20, 21, 22	June 15, 17, 18 Aug. 24, 26, 27	July 29, 30, 31 Sept. 16, 17, 18	June 27, 28, 29 Sept. 23, 24, 25	Apr. 27, 28, 29 Sept. 26, 28, 29	..... ..... .....	April 18, 20, 21 Sept. 20, 21, 22
St. Louis.	May 28, 30, 30 Sept. 7, 9, 10	June 3, 12, 14 Aug. 21, 24, 27	June 1, 4, 13 Aug. 20, 22, 26	June 5, 6, 7 Sept. 4, 5, 6	June 15, 17, 18 Aug. 31 Sept. 2, 2	June 8, 10, 11 Aug. 28, 29, 30	June 27, 28, 29 Aug. 5, 6, 7	May 1, 2, 4 Aug. 12, 13, 14	July 29, 30, 31 Sept. 16, 17, 18	June 30 July 1, 2 Aug. 1, 3, 4	..... ..... .....



## OUR ILLUSTRATIONS.

The readers of the OFFICIAL GUIDE will receive with pleasure the innovation of this year, which for the first time, presents to them twenty-one pages of half-tone portraits of all the leading clubs and players of America.

Old-timers will appreciate the picture of the famous Red Stockings of '69.

Herewith we present a key. The individual players in each group are numbered to correspond with the numbers in the following list :

### BALTIMORE BASE BALL CLUB, '94.

1, Ed Hanlon; 2, H. R. Von der Horst; 3, H. H. Von der Horst; 4, W. Brodie; 5, George Hemming; 6, W. Robinson; 7, D. Brouthers; 8, J. McMahon; 9, W. Clark; 10, W. Brown; 11, Charles Esper; 12, J. Kelly; 13, H. Reitz; 14, "Kid" Gleason; 15, F. Bonner; 16, J. McGraw; 17, H. Jennings; 18, W. Keeler; 19, W. V. Hawke.

### NEW YORK BASE BALL CLUB, '94.

(Photograph copyrighted by Prince, New York and Washington.)

1, Park A. Wilson; 2, Charles A. Farrell; 3, George Van Haltren; 4, Roger Connor; 5, Jouett Meekin; 6, Huyler Westervelt; 7, Amos Rusie; 8, W. H. Clark; 9, Lester German; 10, John J. Doyle; 11, John Ward; 12, M. Tiernan; 13, Geo. S. Davis; 14, W. B. Fuller; 15, James Stafford; 16, W. H. Murphy.

### PHILADELPHIA BASE BALL CLUB, '94.

1, Callahan; 2, Allen; 3, Delehanty; 4, Boyle; 5, Thompson; 6, Taylor; 7, Hamilton; 8, Reilly; 9, Clements; 10, Weyhing; 11, Hallman; 12, Irwin; 13, Carsey; 14, Haddock; 15, Hartman; 16, Sharrott; 17, Turner; 18, Grady.

### BROOKLYN BASE BALL CLUB, '94.

1, G. Tredway; 2, M. G. Griffin; 3, T. P. Burns; 4, P. Gilbert; 5, Wm. Shindle; 6, T. W. Corcoran; 7, T. P. Daly; 8, T. F. Kinslow; 9, D. L. Foutz (Manager); 10, C. F. Dailey; 11, G. Lachance; 12, G. Q. Shoch; 13, William Kennedy; 14, D. W. Daub; 15, G. O. Sharrott; 16, E. F. Stein.

### CLEVELAND BASE BALL CLUB, '94.

1, Tebeau; 2, O'Connor; 3, Young; 4, Burkett; 5, Ewing; 6, McAleer; 7, McGarr; 8, Childs; 9, McKean; 10, Dewald; 11, Virtue; 12, Clarkson; 13, Cuppy; 14, Fisher; 15, Zimmer.

### PITTSBURGH BASE BALL CLUB, '94.

1, Shiebeck; 2, Bierbauer; 3, Sugden; 4, Mack; 5, Beckley; 6, Smith; 7, Lukens; 8, Lyons; 9, Colcolough; 10, Donovan; 11, Killen; 12, Buckenberger; 13, Ehret; 14, Stenzel; 15, Glasscock; 16, Gumbert; 17, Nicol.

### CINCINNATI BASE BALL CLUB, '94.

1, Chas. Comiskey; 2, Frank Dwyer; 3, Elton Chamberlain; 4, Geo. Cross; 5, Thos. Parrott; 6, Morgan Murphy; 7, Harry Vaughn; 8, Frank Metz; 9, John McPhee; 10, Arlie Latham; 11, Geo. Smith; 12, Jas. Holliday; 13, Wm. Hoy; 14, John McCarthy; 15, Jas. Canavan.

ST. LOUIS BASE BALL CLUB, '94.

1, A. G. Cooley; 2, A. Twineham; 3, T. Dowd; 4, Thomas Hannigan; 5, M. F. Hogan; 6, T. Breitenstein; 7, Harry Staley; 8, Roger Connor; 9, Tom Brown; 10, C. H. Peitz; 11, J. H. McDougal; 12, F. Ely.

WASHINGTON BASE BALL CLUB, '94.

1, Charles Petty; 2, Sam Wise; 3, Joe Mulvey; 4, Wm. Hassamer; 5, W. Black; 6, Charles Esper; 7, Ed Cartwright; 8, Wm. Joyce; 9, Geo. Tebeau; 10, Geo. Stephens; 11, Jas. McGuire; 12, G. H. Schmelz; 13, Otis Stockdale; 14, Jos. Sullivan; 15, Frank Ward; 16, Al Selbach; 17, John Egan; 18, John McMahon; 19, Paul Radford; 20, D. E. Dugdale; 21, W. B. Mercer.

SIOUX CITY BASE BALL CLUB, '94.

1, E. Cunningham; 2, A. Stewart; 3, H. Howe; 4, Chas. Marr; 5, W. F. Hart; 6, F. Parvin; 7, Chas. Jones; 8, W. H. Watkins (Manager); 9, J. Walsh; 10, Geo. H. Hogreiver; 11, F. Genins; 12, A. Twineham; 13, F. Kraus; 14, J. Newell.

ROCK ISLAND-MOLINE BASE BALL CLUB, '94.

1, Al Mauck; 2, Belden Hill; 3, W. F. Kreig; 4, Paddy Lynch; 5, Wm. Zeis; 6, Harry Sage (Manager); 7, Harry Burrell; 8, J. A. Andrews; 9, Joe Cantillon (Captain); 10, Dan Sweeney.

PETERSBURG BASE BALL CLUB, '94.

1, Jno. Farrell; 2, H. F. Keefer; 3, J. McJannes; 4, R. Pender; 5, John Foreman; 6, Mike Trost; 7, Geo. Kelly; 8, R. Stafford; 9, L. W. Smith; 10, Bert Myers; 11, Stewart Sanford; 12, Ed Leach; 13, S. T. Honeycutt.

YALE TEAM, '94.

1, J. B. Speer; 2, C. H. George; 3, F. Murphy; 4, F. Rustin; 5, H. M. Keator; 6, A. A. Bigelow; 7, G. B. Case; 8, M. J. Warner; 9, W. F. Carter; 10, J. R. Quinby; 11, T. S. Arbuthnot; 12, F. B. Stephenson; 13, G. O. Redington; 14, E. R. Trudeau; 15, J. C. Greenway.

HARVARD TEAM, '94.

1, C. J. Paine; 2, E. W. Ames; 3, J. H. Williams; 4, J. Wiggins; 5, P. W. Whittemore; 6, B. Cook, Jr.; 7, A. Winslow; 8, A. A. Highlands; 9, F. M. Carthy; 10, J. Corbett; 11, R. Paine; 12, R. Stevenson; 13, J. J. Hayes; 14, D. D. Scannell; 15, H. Dickinson; 16, W. J. O'Malley.

PRINCETON TEAM, '94.

1, Payne; 2, Bradley; 3, King; 4, Brooks; 5, Trenchard; 6, Otto; 7, Forsythe; 8, Gunster; 9, W. D. Ward; 10, Mackenzie (Captain); 11, P. Ward; 12, Lindsay; 13, Small; 14, Altman; 15, Williams.

UNIVERSITY OF PENNSYLVANIA TEAM, '94.

1, Blair; 2, Brown; 3, Sinclair; 4, Stokes; 5, Dickson; 6, Blakely; 7, Reese; 8, Hollister; 9, Higgins; 10, Mintzner; 11, Coogan; 12, Thomas; 13, Gelbert; 14, Goeckel.

THE FAMOUS RED STOCKINGS.

1, Charles Gould, First Base; 2, Charles Sweasey, Second Base; 3, Asa Brainard, Pitcher; 4, Cal McVey, Right Field; 5, Harry Wright, Centre Field (Capt.); 6, George Wright, Short Stop; 7, "Dug" Allison, Catcher; 8, Fred Waterman, Third Base; 9, Andy Leonard, Left Field.

## A Compliment to the Editor of The Guide.

At the annual meeting of the National League, held at the Fifth Avenue Hotel, New York, on Nov. 15, 1894, on a motion made by C. H. Byrne, president of the Brooklyn club, Henry Chadwick, the veteran base ball writer, and editor of the League GUIDE since 1881, was, by a unanimous vote, made an honorary member of that body. This honor has been conferred upon but four other persons in the history of the League, namely: A. G. Mills, of New York, ex-President of the League; A. G. Spalding, of Chicago; George W. Howe, of Cleveland, and John B. Day, of New York. In presenting Mr. Chadwick's name Mr. Byrne spoke enthusiastically of the effective work the veteran had done for years in popularizing base ball, and called attention to the fact that Mr. Chadwick was the recognized authority in all matters pertaining to base ball, and to him more than any other individual living is due the credit for the present almost perfect code of rules governing the game.

The League subsequently appointed a committee, consisting of President N. E. Young, C. H. Byrne, of Brooklyn, and A. J. Reach, of Philadelphia, to prepare a proper address to Mr. Chadwick, and to have same engrossed and framed for presentation. The result of their official duty was an exceptionally handsome piece of engrossing, set in a gilt frame. A pastel portrait of Mr. Chadwick is in the centre of a decorative scroll on which is the following testimonial:

The  
NATIONAL LEAGUE AND AMERICAN ASSOCIATION  
of  
PROFESSIONAL BASE BALL CLUBS OF THE UNITED STATES  
to  
HENRY CHADWICK.

At a regular annual meeting of the National League and American Association of Professional Base Ball Clubs, held in New York City, November 15, 1894, all twelve clubs being present.

MR. HENRY CHADWICK,  
of Brooklyn, N. Y.,  
was by a unanimous vote elected an  
HONORARY MEMBER  
of this body.

In conferring this membership this organization pays the highest tribute in its power to one who, during a number of years almost as great as is usually allotted to man to live, has unselfishly devoted his time, his talents and his energies, by voice and pen, to establish BASE BALL as the NATIONAL GAME of America.

At all times and in all places he has diligently worked for its DEVELOPMENT, and battled for its INTEGRITY, its HONESTY and the PURITY of its methods.

He has been an unflinching foe of those within the ranks who permitted any stigma to attach to it and a gallant defender against any attack from without, touching its good name and fame. Always a devoted friend of the honest ball player, he has been a never-failing advocate of the rights of and the respect due the umpire. His advice and good offices most frequently sought have ever been readily given, and to the benefit and advantage of all.

We pay this tribute with pleasure and deference to

HENRY CHADWICK,

the father of base ball, who now in the full of his years and after a long life of usefulness to his fellow man, still lives to see the fruition of his fondest hopes, and base ball, which he has fostered and upheld, pleaded for and battled for, now established forevermore as our national game.

The National League and American Association of Professional Base Ball Clubs, Boston, New York, Brooklyn, Philadelphia, Baltimore, Washington, Pittsburgh, Cleveland, Cincinnati, Louisville, St. Louis, Chicago.

N. E. YOUNG, }  
C. H. BYRNE, } Committee.  
A. J. REACH, }

NEW YORK, November 15, 1894.

# This Trade Mark



## The Standard of Comparison The World Over,

and which has stood the test of years, will be stamped in the future, as in the past, on all goods manufactured by us and will guarantee each article, from the cheapest to the highest priced, as the very best that can be produced for the money.

But this additional Trade Mark—



will be placed on the "Highest Quality" goods in their respective line and will be a further guarantee that the article so stamped represents the very highest grade of material, workmanship and finish, and the most perfect in design our past experience enables us to produce.

Our Complete Catalogue of "SPRING AND SUMMER SPORTS"  
Mailed FREE to any Address.

A. G. SPALDING & BROS.,  
NEW YORK. CHICAGO. PHILADELPHIA.

# SPALDING'S COMPLETE UNIFORMS.

Our line of flannels for Base Ball Uniforms consists of five qualities and over forty different patterns. Each grade is kept up to the highest point

of excellence, and patterns changed every season; base ball players may be assured that whatever grade of uniform is selected, it will be the very best that can be furnished for the money. On orders for complete sets of uniforms, we make no charge for lettering; on orders for single suits we charge *Five Cents* per letter. Special measurement blanks, samples of flannel and belt webbing for all the following uniforms furnished on application.



No. 0. Uniform, complete, Plain Pants.....	\$14.00
No. 1. Uniform, complete, Plain Pants.....	11.00
No. 2. Uniform, complete, Plain Pants.....	8.40
No. 3. Uniform, complete, Plain Pants.....	6.00
No. 4. Uniform, complete, Plain Pants.....	4.25
No. 5. Uniform, complete. Plain Pants.....	2.75
On No. 0 Uniform, Padded Pants extra.....	1.00
On Nos. 1, 2, 3 and 4 Uni- forms, Padded Pants.....	.75

\* \*

## OUR COMPLETE CATALOGUE OF SPRING and SUMMER SPORTS,

HANDSOMELY ILLUSTRATED,

And Containing Every Requisite for **Athletic Sports**, mailed free to any address.

— \* —

**A. G. SPALDING & BROS.,**  
**NEW YORK. CHICAGO. PHILADELPHIA.**

# ATHLETIC UNIFORMS

AND

Wearing Apparel for All Sports.

---

## —♦—SPORTSMEN'S WEAR—♦—



OUR BROOKLYN FACTORY.

---

Bicycle Suits, Sweaters, Tennis Suits, Jerseys, Athletic Shoes, Knee Pants, College and Full Tights, Outing Caps, Ladies' & Gentlemen's Belts.

In Cotton, Worsted, Silk and Leather.

\*  
BARNARD'S Celebrated A 1 Shooting Coat, Shooting Trousers, Shooting Hats and Caps, Gun Cases, Cartridge Belts, Revolver Holsters.

And an Important Line of Leggings.  
\*

---

**GEO. BARNARD & CO.,** Sixth Ave. and Pacific St., BROOKLYN.  
199-201 Madison St., CHICAGO, ILL.

---

**Strictly Manufacturers.**

---

SEND FOR OUR ILLUSTRATED CATALOGUE.



# SPALDING'S CATCHERS' MITTS.

Made in Rights and Lefts, and without Throwing Gloves.



No. 7/o.

*The Spalding*  
HIGHEST QUALITY

Highest Quality Mitt, made of the finest selected leather, heavily padded and laced all around..... Each, \$7.50

## The "Morrill" Mitt.

Special design, made of finest drab buckskin, heavily padded ; a soft, easy fitting mitt..... Each, \$6.00

No. 5/O. Spalding's League Mitt, finest selected hogskin, laced back and well padded ; a strong, durable mitt. .... Each, \$5.00

No. OX. Spalding's "Decker Patent" Mitt, hand of soft deerskin, back of selected hogskin, laced, and sole leather reinforce on back for additional protection, well made and padded ; the original catchers' mitt.  
Each, \$3.50

No. O. Spalding's Catchers' Mitt, hand of soft tanned deerskin, back-piece selected hogskin, laced back and well padded..... Each, \$3.00

No. A. Spalding's Amateur Mitt, extra quality leather, heavily padded, lace back ..... Each, \$2.00

No. 3. Spalding's Practice Mitt, hand of grain leather, back of sheepskin, laced all around and well padded.  
Each, \$1.00



No. OX.



No. 3.



No. 2.

## Boys' Mitts.

No. OXB. Spalding's "Decker Patent" Boys' Mitt, hand-piece of velvet tanned deerskin, back of fine hogskin, sole leather reinforced patent back for extra protection to fingers, laced and heavily padded.  
Each, \$2.00

No. 2. Spalding's Boys' Mitt, tanned buckskin, laced back and nicely padded..... Each, \$1.50

No. 4. Spalding's Boys' Mitt, front and back grain leather, hand-piece yellow tanned sheepskin, laced back and well padded..... Each, 50c.

No. 5. Spalding's Boys' Mitt, leather front hand-piece; a strong and durable glove for boys..... Each, 25c.

Our Complete Illustrated Catalogue Mailed Free.

A. G. Spalding & Bros.,

CHICAGO, PHILADELPHIA,  
NEW YORK.

OUR LATEST NOVELTY

THE

"BABY"

SEWING MACHINE

A Perfect Little Machine.

CHARGES PREPAID to any Express or Post Office in the United States.

It is not a toy, but a perfect little Sewing Machine, and **Warranted to do Good Sewing** on any material that can be used on the regular sewing machine.

It uses the Wilcox & Gibbs No. 2 needle and the regular No. 60 thread. It makes a chain stitch.

It has a patent finger protector which absolutely prevents the smallest child from getting its finger under the needle, either by accident or intent.

It has a tension screw for regulating the tension.

It is simple in construction, cannot get out of order, and the smallest child

*Fastened by Clamp furnished with each machine, but not shown in cut.*

can successfully work it. It is attached to table, chair or any convenient place by clamp, which is furnished with each machine. It has no attachment of any kind, is intended to do plain sewing only, and is not offered as a substitute for the family sewing machine. It is sent, complete, in a wood box, securely packed, and the machine properly adjusted, with thread, clamps, needles, and everything necessary to begin sewing the minute it is opened up. Simple directions for its operation on each box.

Each machine is thoroughly tested before leaving the factory and a sample of its sewing left on the plate. The price, \$2.50, must be sent with order, and we will then send it to your nearest Express Office, all charges paid, or to any Post Office in the United States in registered package. Not sent C. O. D. Agents wanted everywhere. Write for terms.

---

**Price, \$2.50. Charges Prepaid.**

---

Our Complete Catalogue contains thousands of the latest and most interesting Novelties as well as all requisites for Athletic Sports and Pastimes. Mailed free on application.

**PECK & SNYDER,**

**11 and 13 BEEKMAN ST.,**

**P. O. Box 2751.**

**NEW YORK CITY.**

# Spalding's Base Ball Goods.

## Spalding's Basemen's Mitts.

Made in Rights and Lefts.



No. 4X.

No. 3X. *The Spalding*  
REGISTERED QUALITY

Base Mitt, finest velvet tanned buckskin, perfectly padded, highest quality.

Each, \$3.00

No. 4X. Spalding's Basemen's Mitt, soft tanned brown leather, fine felt padding, made in rights and lefts ..... Each, \$2.00


No. 5X. Spalding's Basemen's Mitt, made of special gold tanned leather, well padded, rights and lefts.

Each, \$1.00

No. 6X. Spalding's Boys' Basemen's Mitt, same as our No. 5X, but smaller sizes..... Each, 50c.

## Spalding's Basemen's Mitt.

In Rights and Lefts.



No. BX. *The Spalding*  
REGISTERED QUALITY

Basemen's Mitt, finest velvet tanned buckskin, laced edge, perfectly padded, highest quality.

Each, \$4.00

## Spalding's Infielders' Glove.

In Rights and Lefts.



No. 2X. *The Spalding*  
REGISTERED QUALITY

Infielders' Glove, finest velvet tanned buckskin, perfectly padded, highest quality.

Each, \$3.00

No. X. Spalding's Amateur Infielders' Glove.

Each, \$1.50

## Spalding's Body Protectors.

GRAY'S PATENT.

Made of rubber and inflated with air. The only safe and reliable Body Protector.



	EACH.
No. 00. Umpire Body Protector.....	\$10.00
No. 0. League " " .....	10.00
No. 1. Amateur " " .....	6.00
No. 2. Boys' " " .....	5.00

Our complete Catalogue of "Spring and Summer Sports," mailed free to any address.

**A. G. SPALDING & BROS.,**  
**New York. Chicago. Philadelphia.**

WE ARE THE ONLY BUILDERS OF THE  
**GENUINE**  
**FAMOUS ST. LAWRENCE RIVER SKIFF.**

AVOID WORTHLESS IMITATIONS.



Look for our trade-mark shield, which is placed on every boat of our manufacture.

Our eight boats, St. Lawrence River Skiffs; rowboats; sailing canoes; paddling canoe; yacht tender and small sail yacht, received

**HIGHEST POSSIBLE AWARDS**

At World's Columbian Exposition.

We build **HIGH GRADE** Pleasure Craft of all kinds, from Canoe to Steam Launch.

Our single-hander Sail Boats, of modern built, fin-keel type, are immensely successful cruisers and racers.

On receipt of application, we will mail to any address our **HANDSOMELY ILLUSTRATED AND DESCRIPTIVE CATALOGUE.**



**ST. LAWRENCE RIVER**

**SKIFF, CANOE AND**

**STEAM LAUNCH CO.,**

**CLAYTON,**

**Jefferson County,**

**N. Y.**

# SPALDING'S BASE BALL GOODS.

## Spalding's Club Bat Bags.



	No. 2.	EACH.
No. 0.	League Club Bag, sole leather, for 18 bats....	\$15.00
No. 1.	Canvas Club Bag, leather ends, for 24 bats.....	5.00
No. 2.	Canvas Club Bag, leather ends, for 12 bats ..	4.00

## Individual Bags.



	No. 02.	EACH.
No. 01.	Sole Leather Bag, for two bats .....	\$4.00
No. 02.	Heavy Canvas Bag, leather reinforce at both ends....	1.50
No. 03.	Canvas Bag, leather reinforce at one end .....	1.00

## Athletes' Uniform Bag.



For carrying Base Ball and other Uniforms, made to roll, and will not wrinkle or soil same, separate compartment for shoes. EACH.

No. 1.	Canvas.....	\$2.50
No. 2.	Leather..	3.50

## Spalding's Bases.

Three Bases to a set. PER SET.



No. 0.	League Club Bases, extra quality, quilted, with spikes .....	\$7.50
No. 1.	Best Canvas Bases, not quilted, with spikes.....	5.00
No. 2.	Ordinary Canvas Bases, with spikes.....	4.00

## Home Plates.



No. 1.	Rubber Home Plate, League regulation, complete, with spikes.....	\$7.50
No. 2.	Marble Home Plates, best quality.....	2.00
No. 3.	Plate for Pitcher's Box.....	5.00

## Spalding's Indicators.



No. 0.

	EACH.
No. 0.	Umpire Indicators.....\$0.50
No. 1.	Scoring Tablets.... .35

Our Complete Catalogue of "Spring and Summer Sports" Mailed Free to Any Address.

**A. G. SPALDING & BROS.,**

**NEW YORK.**

**CHICAGO.**

**PHILADELPHIA.**



# Wright & Ditson

Manufacturers of the

## Famous Campbell Racket



Publishers of the  
OFFICIAL

### LAWN TENNIS GUIDE

FOR 1895....

Price  
15  
Cents



### Uniforms

FOR ALL

### Out Door Sports

SEND FOR OUR  
COMPLETE  
ILLUSTRATED  
CATALOGUE



Lawn  
Tennis

Base Ball

Athletic Goods



### Wright & Ditson's Championship Ball

Adopted by the United States Lawn Tennis Association, Intercollegiate Lawn Tennis Association, Southern Lawn Tennis Association, Canadian Lawn Tennis Association, and other Associations of the United States and Canada.

Retail, 344 Washington St.  
Wholesale, 95 Pearl St.

BOSTON, MASS.



# SPALDING'S ATHLETIC LIBRARY.

*Published Monthly. Each Number Complete.  
Devoted to all kinds of Sports.*

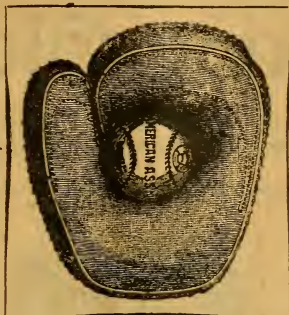
- No. 1. **LIFE AND BATTLES OF JAMES J. CORBETT.**  
No. 2. **INDIAN CLUBS AND DUMB BELLS.** By J. H. DOUGHERTY, Amateur Champion of America.  
No. 3. **BOWLING.** By A. E. VOGELL. Containing instructions How to Bowl, How to Score, How to Handicap.  
No. 4. **BOXING.** This book is, without doubt, the most valuable manual of its kind ever published. It is fully illustrated.  
No. 5. **GYMNASTICS.** By ROBERT STOLL, N. Y. A. C., America's Champion on the Flying Rings since 1885.  
No. 6. **LAWN TENNIS.** By O. S. CAMPBELL.  
No. 7. **BASE BALL.** By WALTER CAMP.  
No. 8. **GOLF.** By J. STUART BALFOUR.  
No. 9. **ATHLETES' GUIDE.** Articles on Training, Sprinting, Throwing Weights, Walking, etc., and Rules for Government of Athletic Games.  
No. 10. **CROQUET.** Official Rules of the Game as adopted by the National Croquet Association.  
No. 11. **SPALDING'S OFFICIAL FOOT BALL GUIDE AND REFEREE'S BOOK.** Revised by WALTER CAMP.  
No. 12. **GÆLIC AND ASSOCIATION FOOT BALL.** Complete Methods and Rules of each Game.  
No. 13. **HAND BALL.** How to Play It. Rules and Definitions, Regulation Court and its construction, with other interesting matter.  
No. 14. **CURLING, HOCKEY AND POLO.** Rules governing each game, and other valuable information.  
No. 15 A. **INDOOR BASE BALL GUIDE.** Complete Illustrations for Playing, with Description of Game.  
No. 16. **SKATING.** History of Skating, from earliest appearance to the present day, to which is added a list of the most authentic records.  
No. 17. **BASKET BALL.** Latest Revised Rules, with diagrams showing position of players, etc.  
No. 18. **FENCING.** Complete Manual of Foil and Sabre, according to the methods of the best modern school.  
No. 19. **SPALDING'S OFFICIAL BASE BALL GUIDE FOR 1894.** Complete hand-book of the National Game of Base Ball.  
No. 20. **CRICKET GUIDE.** By GEO. WRIGHT. Fully Illustrated.  
No. 21. **ROWING.** By E. J. GIANNINI, Champion Amateur Oarsman. Fully illustrated.  
No. 22. **CROQUET.** As adopted by the National Croquet Ass'n. Ill'd.  
No. 23. **CANOEING.** By C. BOWYER VAUX.  
No. 24. **OFFICIAL FOOT BALL GUIDE FOR 1894.** Edited by WALTER CAMP. Contains revised rules, portraits of leading players, etc.  
No. 25. **SWIMMING.** By WALTER G. DOUGLAS. Illustrated.  
No. 26. **HOW TO PLAY FOOT BALL.** By WALTER CAMP. Ill'd.  
No. 27. **COLLEGE ATHLETICS.** By M. C. MURPHY.  
No. 28. **ATHLETIC ALMANAC.** By JAMES E. SULLIVAN.  
No. 29. **EXERCISING WITH PULLEY WEIGHTS.** H. S. ANDERSON  
No. 30. **HOW TO PLAY LACROSSE.** By W. H. CORBETT.

EACH COPY, 10 CENTS.

**AMERICAN SPORTS PUBLISHING COMPANY,  
241 BROADWAY, NEW YORK.**

# REACH'S BASE \* BALL \* GOODS.

The **Reach American Association Ball** is the best made and **guaranteed** to give satisfaction.



The **Reach Special Catchers' Mitts** used by all **League Catchers**, made in either **Buckskin** or **Calfskin**, with **Patent Lacing** and **Deep Pocket**.

*Reach's  
Special*

PRICE,  
\$7.50  
EACH.

**OTHER GRADES DOWN TO 25c. EACH.**

We also make the famous **Irwin** line of **Catchers' Mitts** and **Fielders' Gloves**.

---

**A. J. REACH CO.,**

**Tulip and Palmer Sts., PHILADELPHIA, PA.**

CHAMPION JAMES J. CORBETT

USED THE

“Corbett”

(TRADE MARK)

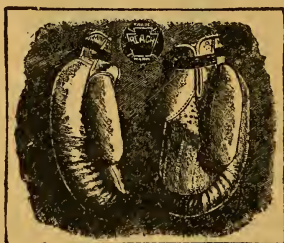
# Boxing Gloves

Manufactured by A. J. REACH CO.,  
Tulip and Palmer Streets, Philadelphia, Pa.,

In his Fight with **MITCHELL** At Jacksonville,  
Jan. 25, 1894.

The REACH

Is on the Wrist



Trade Mark

of every Glove.

An Exact Duplicate of the Gloves used by CORBETT  
will be sent upon Receipt of Price.

**Per Set, - - \$7.50.**

If you cannot get them in your city, address

**A. J. REACH CO.,**  
Tulip and Palmer Sts., Philadelphia, Pa.

# THE SPORTING NEWS, OF ST. LOUIS.

The Base Ball Paper of the World.

---

*A Specimen Copy of the Sporting News will be Mailed  
to Anyone Sending Us His Address.*

---

A magnificent photo-engraved picture of the New York and Baltimore Base Ball Clubs will be promptly forwarded on receipt of **\$2.00** for one year's subscription to THE SPORTING NEWS. Either of these pictures will be given to anyone sending us **\$1.00** for a six months' subscription to THE SPORTING NEWS.

THE SPORTING NEWS is the official organ of all minor leagues and the friend of the ball player. Advertisements inserted free for all players wanting positions, and managers desiring talent. Those interested in base ball should not fail to get a copy of this paper.

---

The Sporting News,  
BROADWAY AND OLIVE ST.,  
ST. LOUIS,        -        -        -        -        MO.

# TO WHOM IT MAY CONCERN!!

1. ART OF CURVE PITCHING.
2. ART OF BATTING.

3. ART OF ZIGZAG CURVE PITCHING.
4. ART OF BASE RUNNING.

These four books *ought* to be read by every ball player in America. Although written for amateurs they are highly recommended by professionals. You can get more information from them in two hours of careful study than you can get from field practice in **Two Years**, and for a very little money, too. They are plain, practical, and *scientific*, and at their low price no player can *afford* to be without them. Nearly 40,000 copies sold to date. Price, by mail, 15 cents each—the four *at one time* for 50 cents. *Special discounts* to clubs on receipt of stamp. A *premium* worth 50 cents given *free* to every *tenth* purchaser and *also* to *everyone* who orders the four books at one time. Order the four and get twice the value of your money. *Read on! Read on!*

## THE MAGIC BASE BALL CURVER!!

As a result of careful study and experiment I have perfected a mechanical device that will enable any intelligent amateur pitcher, with a very little practice, to discount the best professional in existence in the matter of curves. It is neatly constructed on *scientific* principles and is a marvel of simplicity. It is so small that no one will notice it and the batsmen will wonder where those **Awful** curves come from. The pitcher who uses one of these "Curvers" has the opposing team completely at his mercy. It is worth \$10 to any pitcher, but I will send it, postpaid, to any address, on receipt of 25 cents in *cash* or 30 cents in *stamps*. Send for one *without delay*. Write plainly. Wrap coin in paper. For any of the above, address,

EDWARD J. PRINDLE, Torrington, Conn.

N. B.—Order all goods direct from me if you desire to get a premium. *Don't forget it.*

---

# Practical Ball Playing.

By ARTHUR IRWIN.

Without a doubt the most practical book ever written which illustrates and tells distinctly how any one can become an expert ball player.

Especially adapted for College Players, Amateurs and Semi-professionals. It describes the proper way to field, hints to batteries, how to become a good catcher, how to play first base, second base, and third base, also a special chapter for fielders. The articles in relation to batting, both individual and team, are the best ever written. The book contains many accurate illustrations, showing what positions to assume when at the bat, when in the field and in the pitcher's box.

Probably no man in America is more qualified to write on this subject than Arthur Irwin of the Philadelphia League Club and Coach of the University of Pennsylvania.

---

12 Full Page Illustrations. Spalding's Athletic Library No. 32.

PRICE 10 CENTS.

---

A. G. SPALDING & BROS.,

NEW YORK,

CHICAGO,

PHILADELPHIA,

126-130 Nassau St. 147-149 Wabash Ave.

1216 Chestnut Street.

# Chicago, Milwaukee & St. Paul Railway.



Steam Heated and Electric Lighted Vestibuled Trains between Chicago, St. Paul and Minneapolis.

Electric Lighted and Steam Heated Vestibuled Trains between Chicago, Council Bluffs and Omaha.

Finest Dining Cars in the world.

Free Reclining Chair Cars between Chicago and Omaha.

Fast Mail Line between Chicago, Milwaukee, St. Paul and Minneapolis.

Transcontinental Route between Chicago, Council Bluffs and Omaha, or St. Paul.

5,700 miles of road in Illinois, Wisconsin, Minnesota, Iowa, Missouri, South and North Dakota.

Everything First-Class.

First-Class People Patronize First-Class Lines.

Ticket Agents everywhere sell Tickets over the Chicago, Milwaukee and St. Paul Railway.



# Spalding's Supporters and Bandages.

## FOR ALL ATHLETIC SPORTS.

### Supporters.

EACH.



MORTON'S

No. 1.	Morton's Supporter.....	\$ .35
No. 2.	Rheim's Supporter.....	.50
No. 3.	Dare's Supporter.....	1.00
No. 100.	Wrist Supporter.....	.25
No. 200.	Wrist Supporter.....	.50
No. H.	Ankle Supporter.....	Pair, 1.25

No. 1.	Stocking Supporter.....	" .50
No. 2.	Stocking Supporter.....	" .35



SHOULDER CAP.



WRIST PIECE.



ANKLE.

### Elastic Bandages.

#### SHOULDER CAP.

EACH.

No. 1	Cotton.....	\$3.50
No. 1A.	Silk.....	5.00

#### ELBOW PIECE.

No. 2.	Cotton.....	1.50
No. 2A.	Silk.....	2.00

#### ARM PIECE.

No. 3.	Cotton.....	1.50
No. 3A.	Silk.....	2.00

#### KNEE CAP.

No. 4.	Cotton.....	1.50
No. 4A.	Silk.....	2.00

#### ANKLE PIECE.

No. 5.	Cotton.....	1.50
No. 5A.	Silk.....	2.00

#### WRIST PIECE.

No. 6.	Cotton.....	.75
No. 6A.	Silk.....	1.00

### Suspensories.

#### CHICAGO SUSPENSORIES.

No. 70.	Non-Elastic Bands.....	\$ .25
No. 71.	Elastic Buttock Bands.....	.50
No. 72.	Full Elastic Bands.....	.75
No. 73½.	Elastic Bands, silk sack.....	1.00
No. 75.	Elastic Bands, satin top piece.....	1.25
No. 76.	Silk Elastic Bands, satin trimmings.....	2.00

#### OLD POINT COMFORT.

No. 2.	Elastic Bands, adjusting buckles. . . . .	\$1.00
No. 3.	Elastic Bands, silk sack and trimmings. . . . .	1.50
No. 4.	Silk Elastic Bands, satin trimmings, fine silk sack . . . . .	2.00

Send for our complete Catalogue of "Spring and Summer Sports," handsomely illustrated, and the most comprehensive Catalogue ever issued. Mailed free.

**A. G. SPALDING & BROS.,**  
**New York. Chicago. Philadelphia.**



**C. & N. W. RY.**

THE  
**THROUGH CAR ROUTE**

BETWEEN CHICAGO AND

ST. PAUL,  
MINNEAPOLIS,  
DULUTH,

ASHLAND,  
COUNCIL BLUFFS,  
OMAHA,  
SIOUX CITY,

DENVER,  
OGDEN,  
PORTLAND and  
SAN FRANCISCO.

---

Reaches the Best Hunting and Fishing  
Grounds of the West and Northwest.

ALL AGENTS SELL TICKETS VIA THE

**CHICAGO AND NORTH-WESTERN RY.**

---

CITY TICKET OFFICE:

**'208 CLARK STREET,  
CHICAGO.**

W. H. NEWMAN,  
3d Vice-Pres.

J. M. WHITMAN,  
Gen'l Manager.

W. B. KNISKERN,  
Gen. Pass. and Tick't Agt.

# SPALDING'S UNIFORM GOODS.

## BASE BALL BELTS.



No. 00.



No. 2.



No. 4.

### Worsted Web Belts.

2½ inches wide.

EACH.

No. 00.	Special League Belt.....	\$0.50
No. 2.	Worsted Web, double leather covered buckle.....	.50
No. 47.	Worsted Web, single leather covered buckle.....	.50

### Cotton Web Belts.

2½ inches wide.

No. 23.	Double strap, nickel buckle...	.25
No. 4.	Single strap, leather mounted, plain buckles.....	.15

## Base Ball Stockings.

PAIR.



0. 3/0. 3.

No. 00.	Heavy, ribbed, linen sole.....	\$1.25
No. 3/0.	Extra Heavy, plain or striped...	1.50
No. 1.	All Wool, heavy.....	1.00
No. 2.	All Wool, medium.....	.75
No. 3.	Wool, ordinary weight.....	.50
No. 4.	Cotton Stockings.....	.25
No. 5/0.	Scotch Wool.....	4.00
No. 4/0.	Irish Wool.....	2.50

## Spalding's Base Ball Shoes.

PAIR.



No. 2/0.	The Spalding Highest Quality Base Ball Shoe.....	\$7.50
No. 1/0.	Finest Calf, hand-sewed, with plates.....	5.00
No. 1X.	Fine Calf, hand-sewed, with plates.....	4.00
No. 3P.	Calf, with plates.....	3.50
No. 3.	Calf, no plates.....	3.00

Our complete Catalogue of Spring and Summer Sports, Athletic Goods and Uniforms, for all outings, mailed free to any address.

# A. G. SPALDING & BROS.,

NEW YORK.

CHICAGO.

PHILADELPHIA.

C AMERICA'S MOST POPULAR RAILROAD  
& PERFECT PASSENGER SERVICE  
A



THROUGH FAST  
PULLMAN SERVICE EVERY DAY TO  
HOT SPRINGS DENVER  
ARKANSAS COLORADO

CALIFORNIA

JAMES CHARLTON, GENERAL PASSENGER AND TICKET AGENT,  
CHICAGO, ILLINOIS.

# SPALDING'S CATCHERS' MASKS.



No. 3/o.

Black Enameled Wire.

- No. 4/O. *The Spalding* Sun Protecting Mask, black enameled wire, highest quality..... **\$5.00** EACH.
- No. 3/O. Spalding's Neck Protecting Mask, black enameled wire..... **3.50**
- No. 2/O. Spalding's Special League Mask, heavy black enameled wire..... **3.00**
- No. O. Spalding's Regulation Mask, heavy wire, black enameled..... **2.50**

## Catchers' Masks.

Bright Wire.

EACH.

- No. O. Spalding's Regulation..... **\$2.00**
- No. A. Spalding's Amateur Mask..... **1.50**
- No. B. Spalding's Amateur Boys' Mask, same as No. A, in boys' sizes..... **1.00**
- No. C. Spalding's Youths' Mask, without head or chin piece..... **.75**
- No. D. Spalding's Boys' Mask, without head or chin piece..... **.50**
- No. E. Spalding's Boys' Mask, lighter wire, without head or chin piece..... **.25**

## Spalding's Shoe Plates.

PER PAIR.

- No. O. Hand Forged Toe Plates..... **50c.**
- No. 2-O. Hand Forged Heel Plates..... **50c.**
- No. 1. Professional Toe Plates..... **25c.**
- No. 1H. Professional Heel Plates..... **25c.**
- No. 2. Amateur Shoe Plates..... **10c.**

## Pitchers' Toe Plates.

Made of heavy brass and worn on toe of shoe.

A valuable assistant in pitching.

PAIR.

- Rights and Lefts..... **50c.**

Our Catalogue of "Spring and Summer Sports," handsomely illustrated, and containing every requisite for athletic sports, mailed free to any address.

# A. G. SPALDING & BROS.,

NEW YORK.

CHICAGO.

PHILADELPHIA.

**I SEE YOU'RE**

**BACK**

From a trip  
over the

**MONON ROUTE**

Solid vestibuled  
trains Daily, heated  
by steam, illuminat-  
ed by Pintsch light,

BETWEEN

**CHICAGO  
INDIANAPOLIS  
CINCINNATI  
LOUISVILLE  
And the SOUTH.**



Only line to

**West Baden and French Lick Springs**

**The Carlsbad of America.**

W. H. McDoel,  
V. P. and Gen. Mgr.

Frank J. Reed,  
Gen. Pass. Agt.

CITY TICKET OFFICE,  
232 CLARK STREET, CHICAGO.



# SPALDING'S TRADE MARK BATS.



Men's Model, made of finest selected timber, oil finish, and in three approved models, A, B and C. Each bat in separate bag. Highest Quality....

EACH.

\$1.00

Boys' Model, same quality and finish, in three patterns, A, B and C.....

1.00



No. 3/O.

EACH.

No. 3/O. Spalding's Special Black End League Players' Wagon Tongue Ash Bat, patent rough handle.....

\$1.00

No. O/X. Spalding's Special Black End Axletree Bat, fine straight grained ash .....

.50

No. 2/X. Spalding's Black End Antique Finish Bat, extra quality Ash.....

.25



No. 4. Spalding's Black End Willow Bat, highly polished and very light.. ..

.50

## Spalding's Trade-Mark Boys' Bats.



No. OXB. Spalding's Special Black End Axletree Boys' Bat; length, 30 and 32 inches....

EACH.

\$0.25

No. 56. Spalding's Black End Youths' Maple Bat, stained and polished, gilt stripes.....

.10

No. 53. Spalding's Black End Youths' Maple Bat, polished, gilt stripes....

.10

No. 54. Spalding's Black End Boys' Maple Bat, black stripes, 26 to 28 inches.....

.05

Our complete Catalogue of "Spring and Summer Sports," handsomely illustrated, and containing every requisite for athletic sports, mailed free to any address.

## A. G. SPALDING & BROS.,

NEW YORK.

CHICAGO.

PHILADELPHIA.



SMITHSONIAN INSTITUTION LIBRARIES



3 9088 01549 0022